

Daily Price Report

A Summary of Price Developments - 21 December 2017



Vegetables

- Prices of most varieties of vegetables demonstrated mixed movements in both Pettah and Dambulla markets.



Fish

- Prices of most varieties of fish increased in both Negombo and Peliyagoda markets due to low supply as a result of volatile weather conditions.



Other

- Coconut prices in Dambulla market have reached the level of Maximum Retail Price (MRP) imposed, although prices in Pettah market remained above the same.



Wholesale and Retail Prices of Selected Food Commodities - 2017/12/21

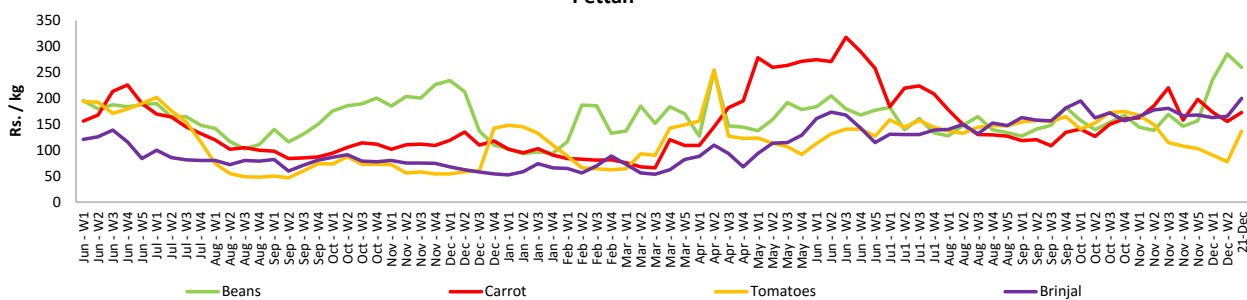
Vegetables

| Item | Unit | Wholesale | | | | Retail | | | |
|-------------|--------|-------------------------|--------|-------------------------|--------|-------------------------|--------|-------------------------|--------|
| | | Pettah | | Dambulla | | Pettah | | Dambulla | |
| | | Previous 5 Days Average | Today | Previous 5 Days Average | Today | Previous 5 Days Average | Today | Previous 5 Days Average | Today |
| Beans | Rs./Kg | 233.00 | 217.00 | 184.00 | 175.00 | 277.00 | 260.00 | 205.00 | 195.00 |
| Carrot | Rs./Kg | 107.00 | 140.00 | 128.00 | 115.00 | 147.00 | 173.00 | 148.00 | 135.00 |
| Cabbage | Rs./Kg | 94.00 | 93.00 | 82.00 | 73.00 | 139.00 | 133.00 | 102.00 | 93.00 |
| Tomatoes | Rs./Kg | 91.00 | 103.00 | 87.00 | 85.00 | 124.00 | 137.00 | 107.00 | 105.00 |
| Brinjal | Rs./Kg | 137.00 | 163.00 | 99.00 | 105.00 | 172.00 | 200.00 | 119.00 | 125.00 |
| Pumpkin | Rs./Kg | 50.00 | 47.00 | 46.00 | 43.00 | 78.00 | 70.00 | 66.00 | 63.00 |
| Snake gourd | Rs./Kg | 142.00 | 143.00 | 90.00 | 105.00 | 178.00 | 183.00 | 110.00 | 125.00 |

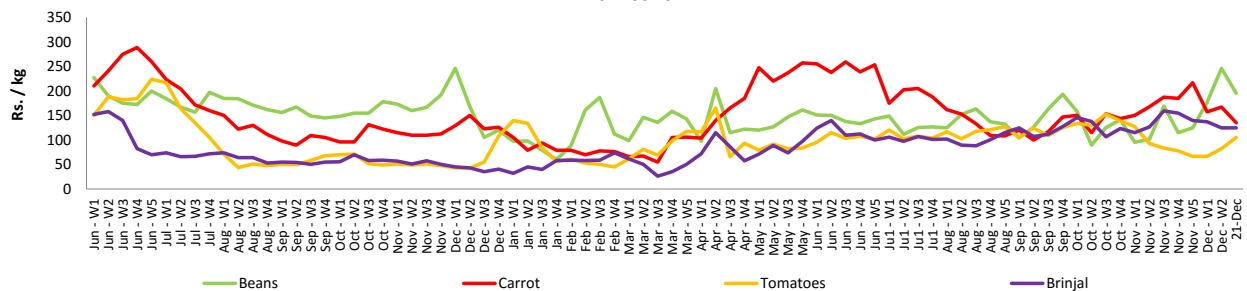
- Price increased by more than 5% compared to previous week average price.
- Price decreased by more than 5% compared to previous week average price.

Retail Prices

Pettah



Dambulla



Wholesale and Retail Prices of Selected Food Commodities - 2017/12/21

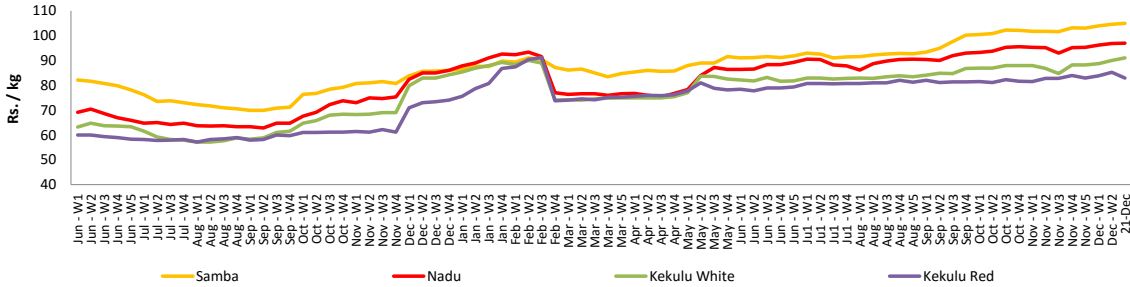
Rice

| Item | Unit | Wholesale | | | | Retail | |
|--------------|--------|-------------------------|--------|-------------------------|--------|-------------------------|--------|
| | | Maradaghamula | | Pettah | | Pettah | |
| | | Previous 5 Days Average | Today | Previous 5 Days Average | Today | Previous 5 Days Average | Today |
| Samba | Rs./Kg | 105.00 | 105.00 | 104.00 | 104.00 | 110.00 | 110.00 |
| Nadu | Rs./Kg | 97.00 | 97.00 | 92.00 | 92.00 | 98.00 | 98.00 |
| Kekulu White | Rs./Kg | 91.00 | 91.00 | 92.00 | 92.00 | 98.00 | 98.00 |
| Kekulu Red | Rs./Kg | 84.00 | 83.00 | 82.00 | 82.00 | 90.00 | 90.00 |

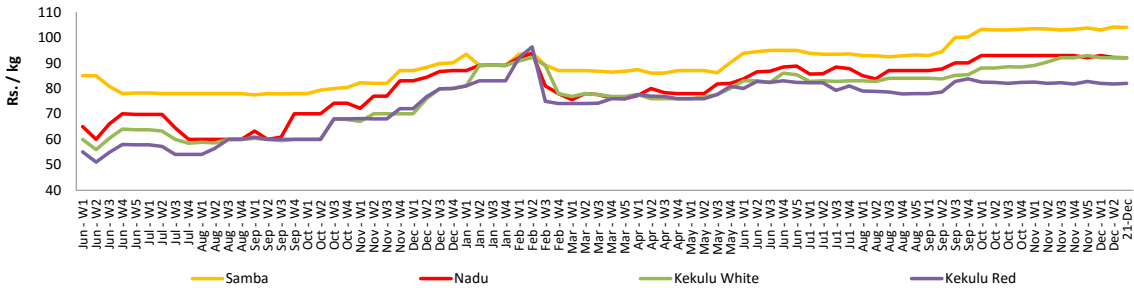
- Price increased by more than 5% compared to previous week average price.
- Price decreased by more than 5% compared to previous week average price.

Wholesale Prices

Maradaghamula

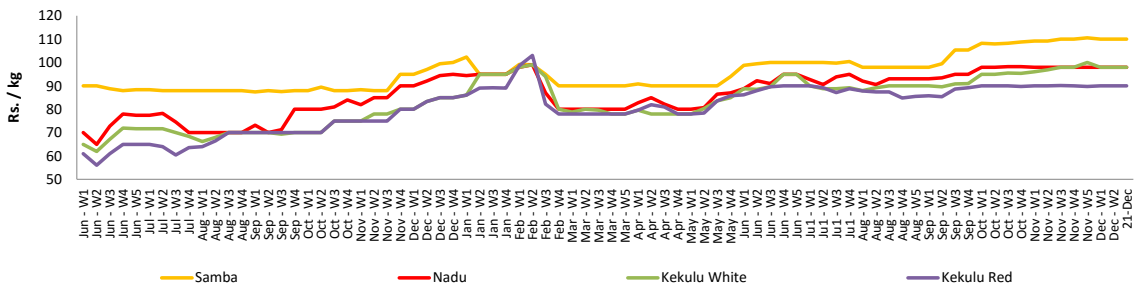


Pettah



Retail Prices

Pettah



Wholesale and Retail Prices of Selected Food Commodities - 2017/12/21

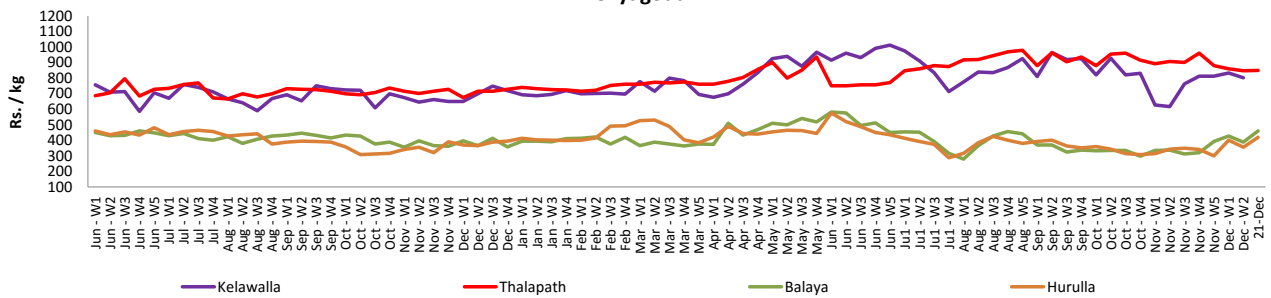
Fish

| Item | Unit | Wholesale | | | | Retail | | | |
|-----------|--------|-------------------------|--------|-------------------------|--------|-------------------------|--------|-------------------------|--------|
| | | Peliyagoda | | Negombo | | Peliyagoda | | Negombo | |
| | | Previous 5 Days Average | Today | Previous 5 Days Average | Today | Previous 5 Days Average | Today | Previous 5 Days Average | Today |
| Kelawalla | Rs./Kg | 520.00 | n.a. | 500.00 | 580.00 | 800.00 | n.a. | 754.00 | 800.00 |
| Thalapath | Rs./Kg | 665.00 | 700.00 | 630.00 | 620.00 | 813.00 | 850.00 | 874.00 | 880.00 |
| Balaya | Rs./Kg | 260.00 | 360.00 | 258.00 | 240.00 | 354.00 | 460.00 | 390.00 | 380.00 |
| Paraw | Rs./Kg | 523.00 | n.a. | 542.00 | 580.00 | 793.00 | n.a. | 822.00 | 850.00 |
| Salaya | Rs./Kg | 120.00 | 160.00 | 112.00 | 120.00 | 190.00 | 200.00 | 176.00 | 180.00 |
| Hurulla | Rs./Kg | 290.00 | 330.00 | 214.00 | 230.00 | 390.00 | 420.00 | 318.00 | 330.00 |

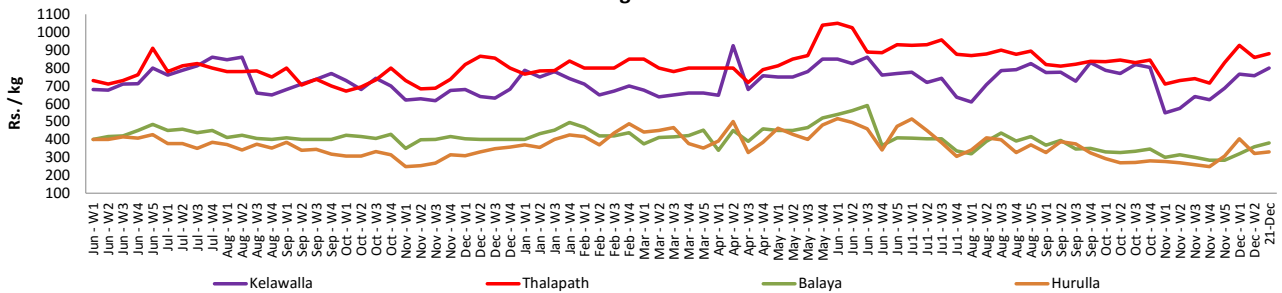
- Price increased by more than 5% compared to previous week average price.
- Price decreased by more than 5% compared to previous week average price.

Retail Prices

Peliyagoda



Negombo



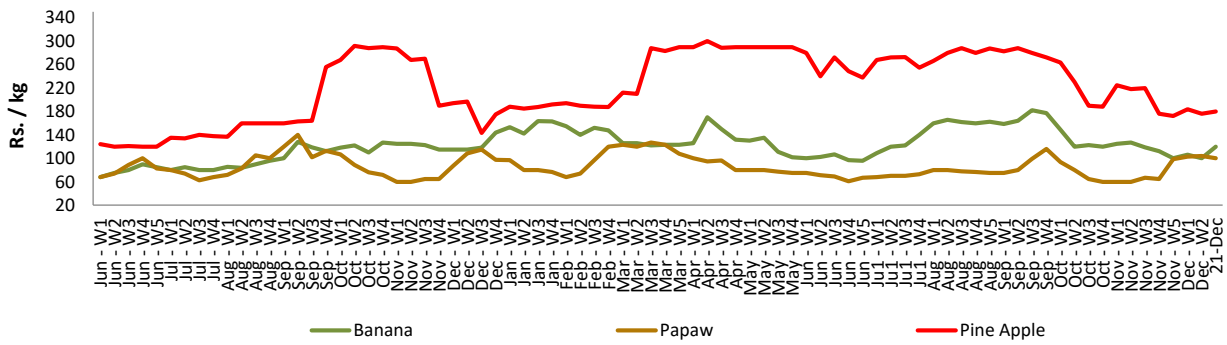
Wholesale and Retail Prices of Selected Food Commodities - 2017/12/21

Fruits

| Item | Unit | Wholesale | | Retail | |
|---------------|--------|-------------------------|--------|-------------------------|--------|
| | | Pettah | | | |
| | | Previous 5 Days Average | Today | Previous 5 Days Average | Today |
| Banana (Sour) | Rs./Kg | 72.00 | 75.00 | 104.00 | 120.00 |
| Papaw | Rs./Kg | 80.00 | 80.00 | 100.00 | 100.00 |
| Pineapple | Rs./Kg | 136.00 | 145.00 | 172.00 | 180.00 |

- Price increased by more than 5% compared to previous week average price.
- Price decreased by more than 5% compared to previous week average price.

Retail - Pettah



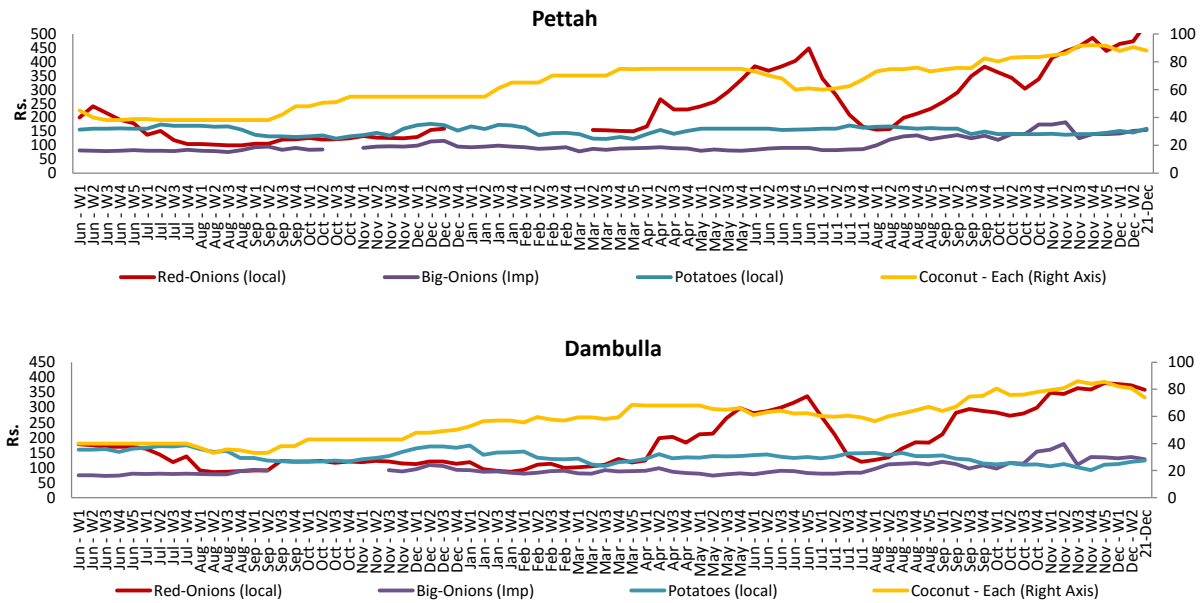
Wholesale and Retail Prices of Selected Food Commodities - 2017/12/21

Other

| Item | Unit | Wholesale | | | | Retail | | | |
|----------------------|----------|-------------------------|--------|-------------------------|--------|-------------------------|--------|-------------------------|--------|
| | | Pettah | | Dambulla | | Pettah | | Dambulla | |
| | | Previous 5 Days Average | Today | Previous 5 Days Average | Today | Previous 5 Days Average | Today | Previous 5 Days Average | Today |
| Red-Onions (local) | Rs./Kg | 453.40 | 480.00 | 380.00 | 345.00 | 502.00 | 540.00 | 393.00 | 358.00 |
| Red-Onions (Imp) | Rs./Kg | 412.00 | 420.00 | 315.00 | n.a. | 448.00 | 460.00 | 328.00 | n.a. |
| Big-Onions (local) | Rs./Kg | n.a. | n.a. | n.a. | n.a. | n.a. | n.a. | n.a. | n.a. |
| Big-Onions (Imp) | Rs./Kg | 129.00 | 123.00 | 127.00 | 115.00 | 158.00 | 155.00 | 138.00 | 128.00 |
| Potatoes (local) | Rs./Kg | 117.00 | 115.00 | 110.00 | 113.00 | 152.00 | 160.00 | 122.00 | 123.00 |
| Potatoes (Imp) | Rs./Kg | 60.00 | 60.00 | | | 80.00 | 80.00 | | |
| Dried Chillies (Imp) | Rs./Kg | 238.00 | 260.00 | 210.00 | 205.00 | 270.00 | 280.00 | 222.00 | 218.00 |
| Coconut | Rs./Nut | 81.00 | 80.00 | 73.00 | 68.00 | 89.00 | 88.00 | 78.00 | 74.00 |
| Coconut oil | Rs./Ltr | 340.00 | 340.00 | | | 360.00 | 360.00 | | |
| Dhal | Rs./Kg | 115.00 | 115.00 | | | 130.00 | 130.00 | | |
| Sugar | Rs./Kg | 103.00 | 103.00 | | | 110.00 | 110.00 | | |
| Eggs | Rs./Each | 13.00 | 13.00 | | | 14.00 | 14.00 | | |
| Katta | Rs./Kg | 820.00 | 820.00 | | | 850.00 | 850.00 | | |
| Sprats | Rs./Kg | 500.00 | 500.00 | | | 550.00 | 550.00 | | |

- Price increased by more than 5% compared to previous week average price.
- Price decreased by more than 5% compared to previous week average price.

Retail Prices



* Prices of food commodities may vary due to quality and markets among other factors.