

# Daily Price Report

---

## A Summary of Price Developments - 20 December 2017

---



### Vegetables

- Prices of most varieties of vegetables demonstrated mixed movements in both Pettah and Dambulla markets.
- Prices of Beans which demonstrated an increasing trend in last week commenced declining following favourable supply conditions.



### Fish

- Prices of most varieties of fish have settled in both Negombo and Peliyagoda markets with the easing of rough seas conditions prevailed in last few days.



### Other

- Coconut prices in Dambulla market have reached the level of Maximum Retail Price (MRP) imposed, although prices in Pettah market remained above the same.



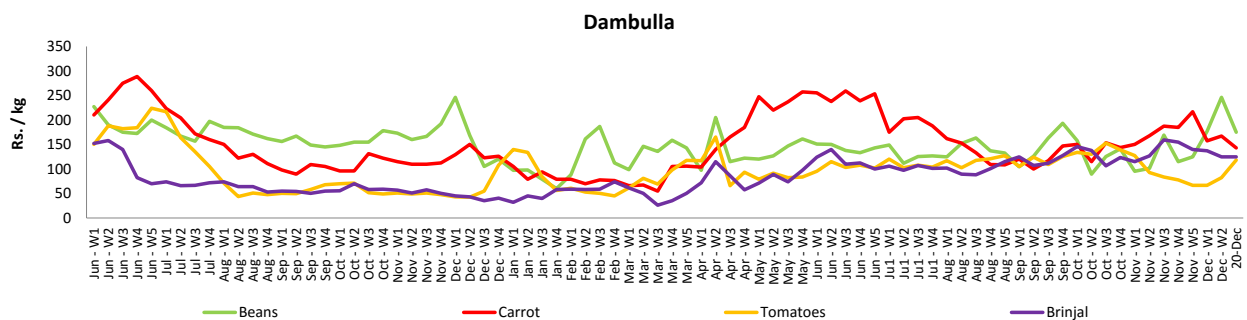
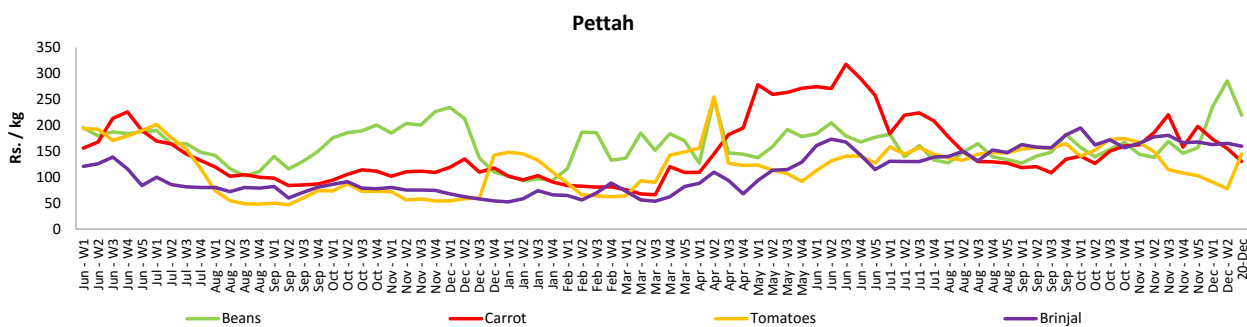
# Wholesale and Retail Prices of Selected Food Commodities - 2017/12/20

## Vegetables

Item	Unit	Wholesale				Retail			
		Pettah		Dambulla		Pettah		Dambulla	
		Previous 5 Days Average	Today	Previous 5 Days Average	Today	Previous 5 Days Average	Today	Previous 5 Days Average	Today
Beans	Rs./Kg	250.00	190.00	202.00	155.00	295.00	220.00	223.00	175.00
Carrot	Rs./Kg	112.00	103.00	138.00	123.00	152.00	130.00	158.00	143.00
Cabbage	Rs./Kg	95.00	90.00	83.00	63.00	140.00	130.00	103.00	83.00
Tomatoes	Rs./Kg	78.00	110.00	80.00	98.00	108.00	145.00	100.00	118.00
Brinjal	Rs./Kg	139.00	130.00	99.00	105.00	173.00	160.00	119.00	125.00
Pumpkin	Rs./Kg	51.00	50.00	50.00	38.00	78.00	80.00	70.00	58.00
Snake gourd	Rs./Kg	144.00	130.00	89.00	103.00	181.00	160.00	109.00	123.00

- Price increased by more than 5% compared to previous week average price.
- Price decreased by more than 5% compared to previous week average price.

### Retail Prices



# Wholesale and Retail Prices of Selected Food Commodities - 2017/12/20

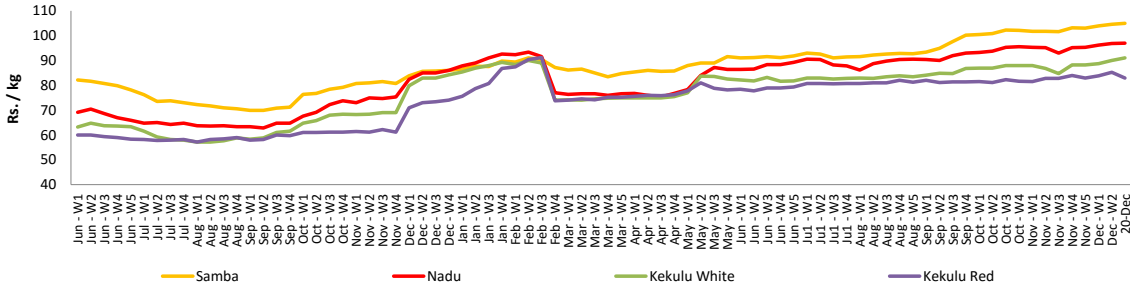
## Rice

Item	Unit	Wholesale				Retail	
		Maradaghamula		Pettah		Pettah	
		Previous 5 Days Average	Today	Previous 5 Days Average	Today	Previous 5 Days Average	Today
Samba	Rs./Kg	105.00	105.00	104.00	104.00	110.00	110.00
Nadu	Rs./Kg	97.00	97.00	92.00	92.00	98.00	99.00
Kekulu White	Rs./Kg	91.00	91.00	92.00	93.00	98.00	99.00
Kekulu Red	Rs./Kg	85.00	83.00	82.00	83.00	90.00	90.00

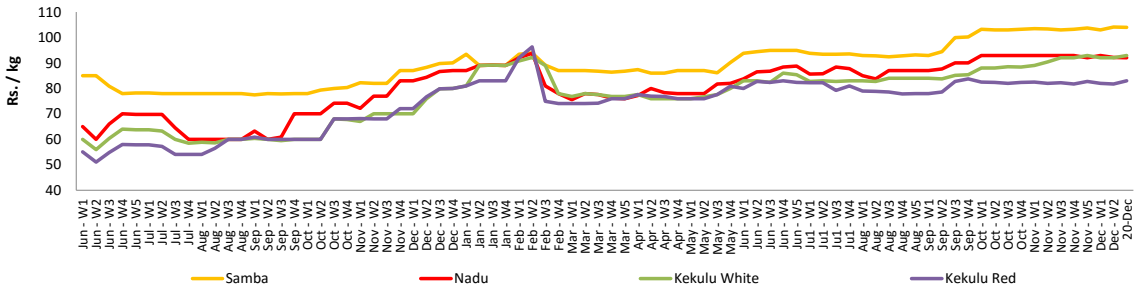
- Price increased by more than 5% compared to previous week average price.
- Price decreased by more than 5% compared to previous week average price.

### Wholesale Prices

#### Maradaghamula

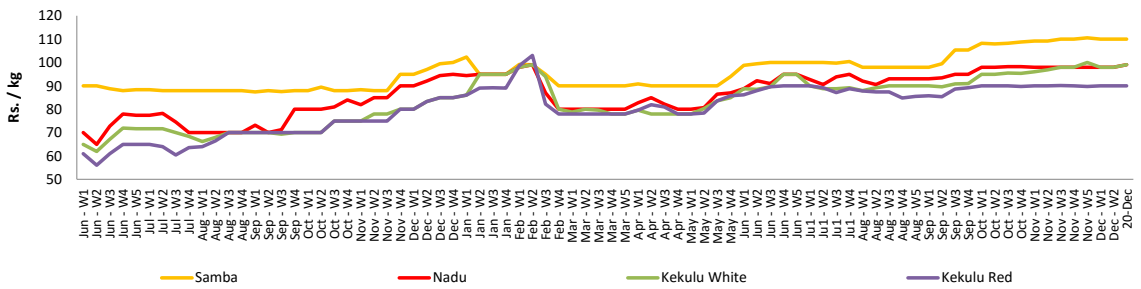


#### Pettah



### Retail Prices

#### Pettah



# Wholesale and Retail Prices of Selected Food Commodities - 2017/12/20

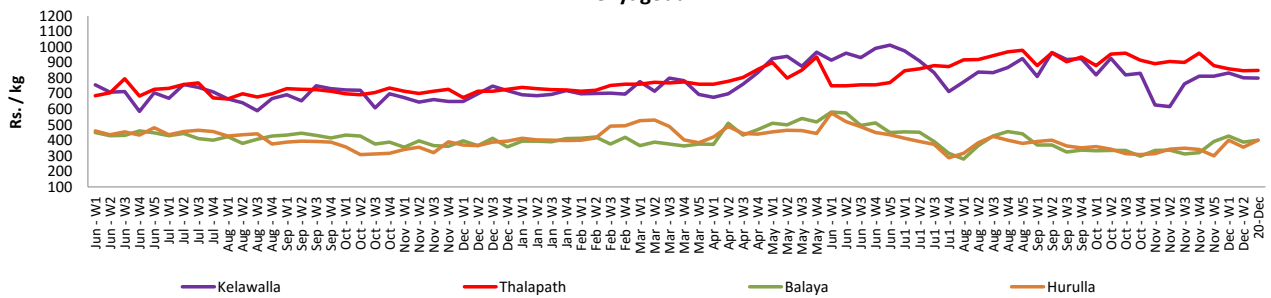
## Fish

Item	Unit	Wholesale				Retail			
		Peliyagoda		Negombo		Peliyagoda		Negombo	
		Previous 5 Days Average	Today	Previous 5 Days Average	Today	Previous 5 Days Average	Today	Previous 5 Days Average	Today
Kelawalla	Rs./Kg	518.00	530.00	500.00	500.00	800.00	800.00	748.00	760.00
Thalapath	Rs./Kg	670.00	700.00	620.00	650.00	820.00	850.00	858.00	900.00
Balaya	Rs./Kg	266.00	300.00	248.00	260.00	358.00	400.00	380.00	400.00
Paraw	Rs./Kg	528.00	n.a.	536.00	580.00	806.00	n.a.	812.00	850.00
Salaya	Rs./Kg	116.00	n.a.	114.00	100.00	184.00	n.a.	180.00	160.00
Hurulla	Rs./Kg	280.00	300.00	214.00	180.00	380.00	400.00	318.00	280.00

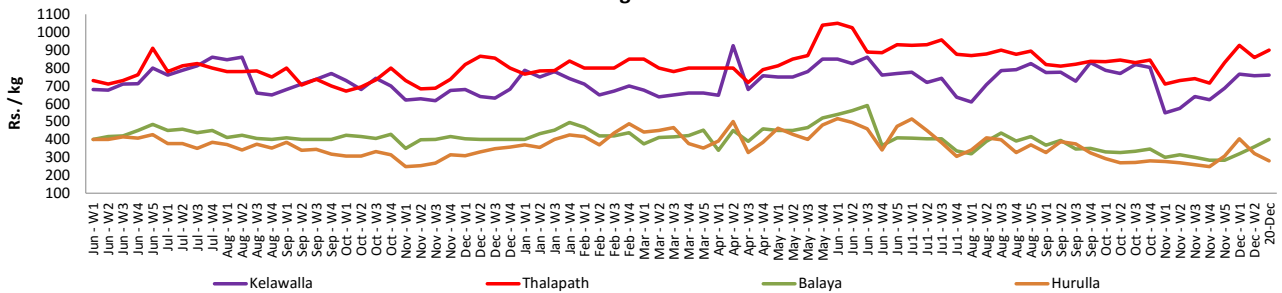
- Price increased by more than 5% compared to previous week average price.
- Price decreased by more than 5% compared to previous week average price.

### Retail Prices

#### Peliyagoda



#### Negombo



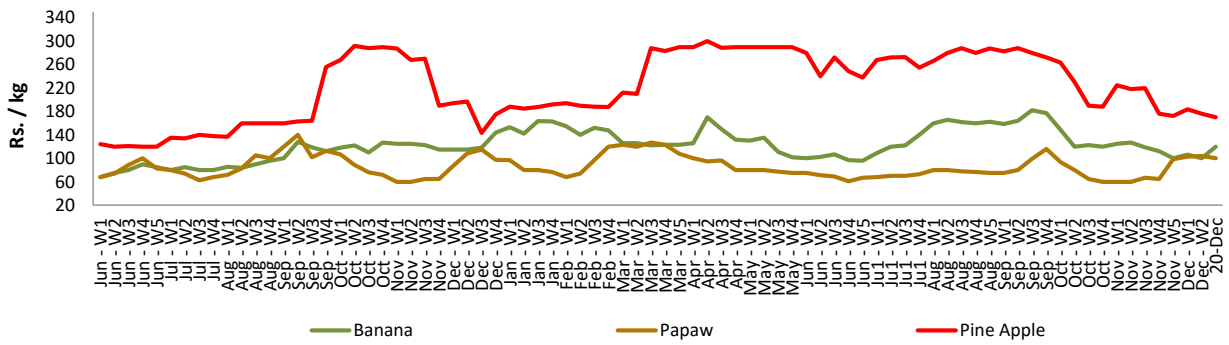
# Wholesale and Retail Prices of Selected Food Commodities - 2017/12/20

## Fruits

Item	Unit	Wholesale		Retail	
		Pettah			
		Previous 5 Days Average	Today	Previous 5 Days Average	Today
Banana (Sour)	Rs./Kg	70.00	80.00	100.00	120.00
Papaw	Rs./Kg	80.00	80.00	104.00	100.00
Pineapple	Rs./Kg	136.00	140.00	172.00	170.00

- Price increased by more than 5% compared to previous week average price.
- Price decreased by more than 5% compared to previous week average price.

Retail - Pettah



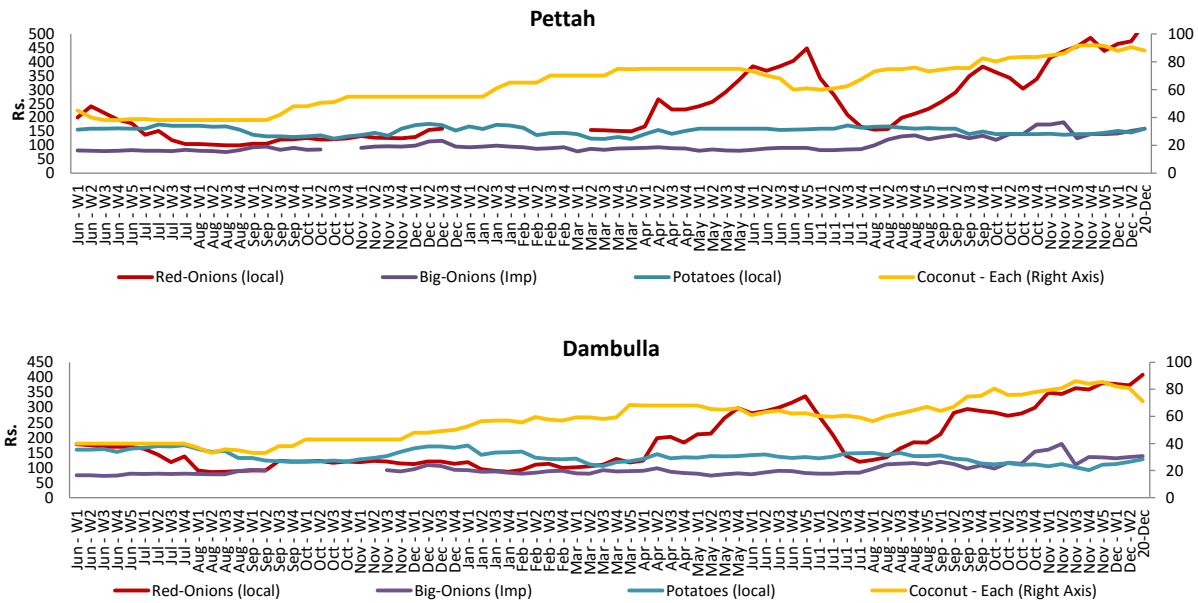
# Wholesale and Retail Prices of Selected Food Commodities - 2017/12/20

## Other

Item	Unit	Wholesale				Retail			
		Pettah		Dambulla		Pettah		Dambulla	
		Previous 5 Days Average	Today	Previous 5 Days Average	Today	Previous 5 Days Average	Today	Previous 5 Days Average	Today
Red-Onions (local)	Rs./Kg	441.00	480.00	376.00	395.00	486.00	540.00	389.00	408.00
Red-Onions (Imp)	Rs./Kg	408.00	420.00	315.00	n.a.	442.00	460.00	328.00	n.a.
Big-Onions (local)	Rs./Kg	n.a.	n.a.	n.a.	n.a.	n.a.	n.a.	n.a.	n.a.
Big-Onions (Imp)	Rs./Kg	127.00	128.00	126.00	125.00	154.00	160.00	137.00	138.00
Potatoes (local)	Rs./Kg	115.00	120.00	108.00	115.00	148.00	160.00	119.00	128.00
Potatoes (Imp)	Rs./Kg	60.00	60.00			80.00	80.00		
Dried Chillies (Imp)	Rs./Kg	228.00	260.00	210.00	205.00	266.00	280.00	222.00	218.00
Coconut	Rs./Nut	81.00	80.00	74.00	67.00	90.00	88.00	80.00	71.00
Coconut oil	Rs./Ltr	340.00	340.00			360.00	360.00		
Dhal	Rs./Kg	115.00	115.00			130.00	130.00		
Sugar	Rs./Kg	103.00	103.00			110.00	110.00		
Eggs	Rs./Each	13.00	13.00			14.00	14.00		
Katta	Rs./Kg	820.00	820.00			850.00	850.00		
Sprats	Rs./Kg	500.00	500.00			550.00	550.00		

- Price increased by more than 5% compared to previous week average price.
- Price decreased by more than 5% compared to previous week average price.

### Retail Prices



\* Prices of food commodities may vary due to quality and markets among other factors.