

Daily Price Report

A Summary of Price Developments - 18 December 2017



Vegetables

- Prices of most varieties of vegetables demonstrated mixed movements in both Pettah and Dambulla markets.



Rice

- No significant price movement was observed of rice compared with the previous week in both Pettah and Marandagahamula markets.



Other

- Prices of Dried Chillies (imported) increased in both Pettah and Dambulla markets.
- Coconut prices in both Pettah and Dambulla markets remain above the Maximum Retail Price imposed with effect from 6th December 2017.



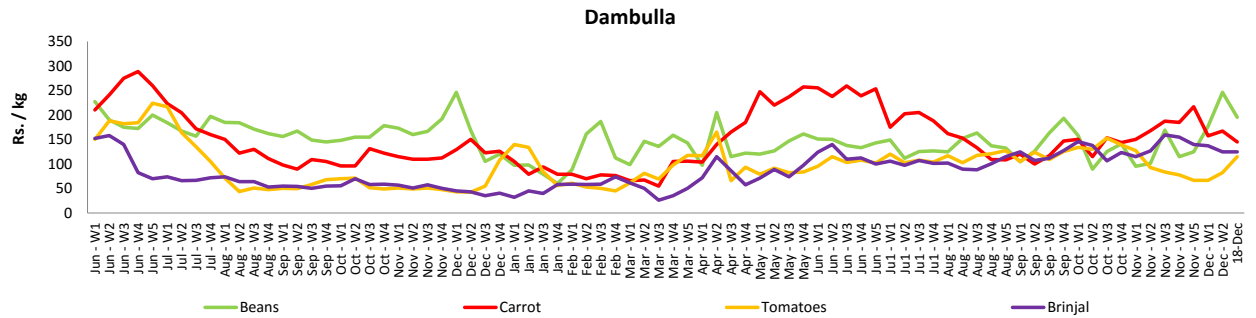
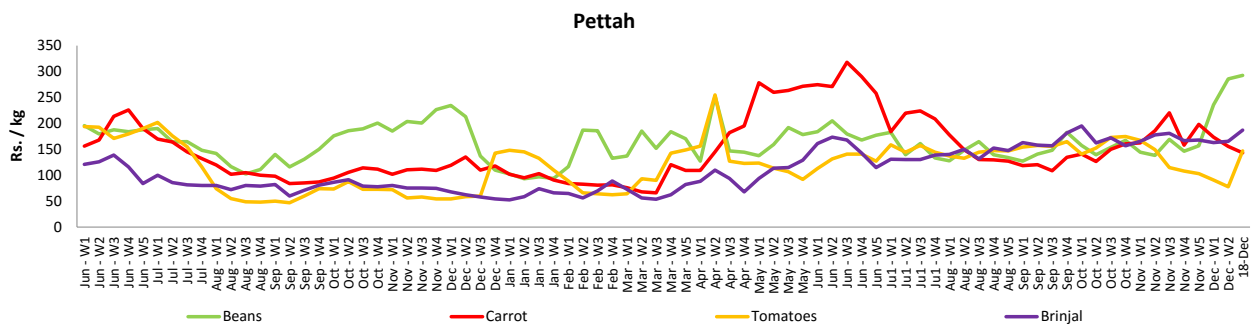
Wholesale and Retail Prices of Selected Food Commodities - 2017/12/18

Vegetables

Item	Unit	Wholesale				Retail			
		Pettah		Dambulla		Pettah		Dambulla	
		Previous 5 Days Average	Today	Previous 5 Days Average	Today	Previous 5 Days Average	Today	Previous 5 Days Average	Today
Beans	Rs./Kg	246.00	253.00	225.00	175.00	286.00	293.00	246.00	195.00
Carrot	Rs./Kg	117.00	110.00	147.00	125.00	156.00	143.00	167.00	145.00
Cabbage	Rs./Kg	92.00	107.00	95.00	53.00	138.00	147.00	115.00	73.00
Tomatoes	Rs./Kg	52.00	110.00	62.00	95.00	78.00	147.00	82.00	115.00
Brinjal	Rs./Kg	134.00	153.00	105.00	105.00	166.00	187.00	125.00	125.00
Pumpkin	Rs./Kg	55.00	47.00	53.00	43.00	78.00	77.00	73.00	63.00
Snake gourd	Rs./Kg	132.00	167.00	96.00	83.00	167.00	200.00	116.00	103.00

- Price increased by more than 5% compared to previous week average price.
- Price decreased by more than 5% compared to previous week average price.

Retail Prices



Wholesale and Retail Prices of Selected Food Commodities - 2017/12/18

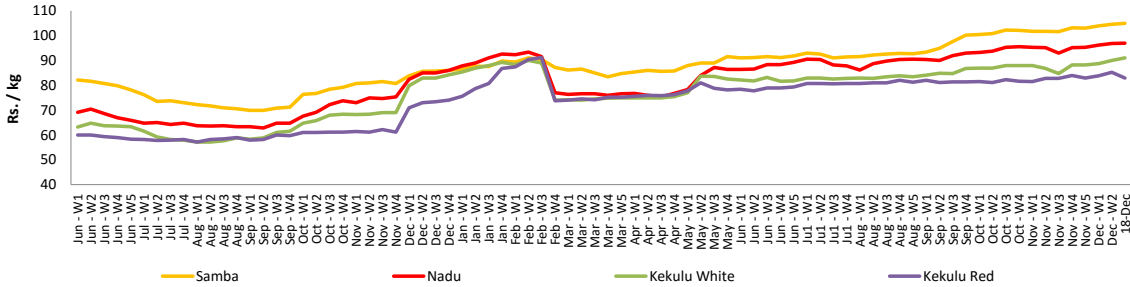
Rice

Item	Unit	Wholesale				Retail	
		Maradaghamula		Pettah		Pettah	
		Previous 5 Days Average	Today	Previous 5 Days Average	Today	Previous 5 Days Average	Today
Samba	Rs./Kg	105.00	105.00	104.00	104.00	110.00	110.00
Nadu	Rs./Kg	97.00	97.00	92.00	92.00	98.00	98.00
Kekulu White	Rs./Kg	90.00	91.00	92.00	92.00	98.00	98.00
Kekulu Red	Rs./Kg	85.00	83.00	82.00	82.00	90.00	90.00

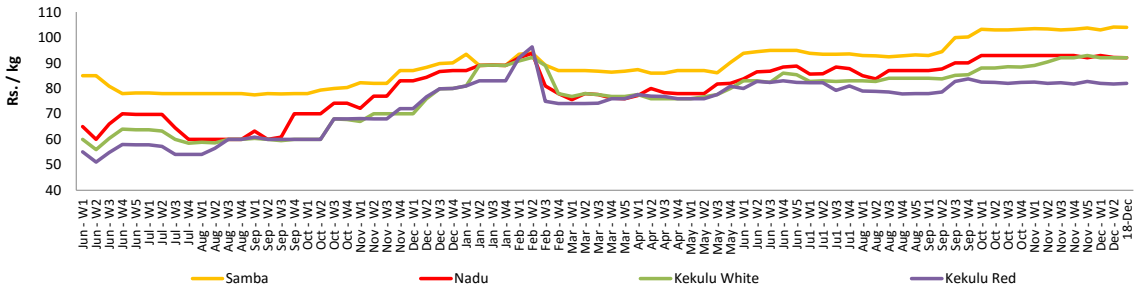
- Price increased by more than 5% compared to previous week average price.
- Price decreased by more than 5% compared to previous week average price.

Wholesale Prices

Maradaghamula

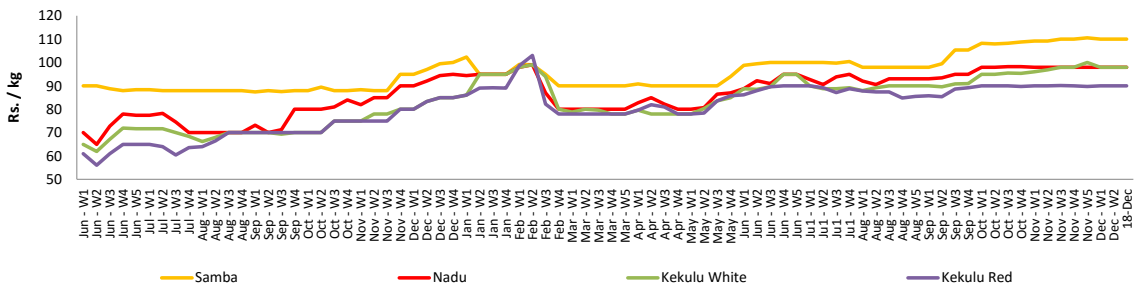


Pettah



Retail Prices

Pettah



Wholesale and Retail Prices of Selected Food Commodities - 2017/12/18

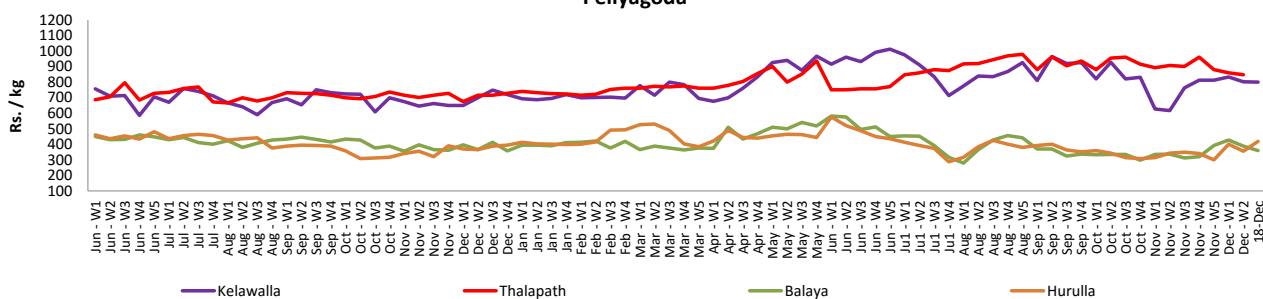
Fish

Item	Unit	Wholesale				Retail			
		Peliyagoda		Negombo		Peliyagoda		Negombo	
		Previous 5 Days Average	Today	Previous 5 Days Average	Today	Previous 5 Days Average	Today	Previous 5 Days Average	Today
Kelawalla	Rs./Kg	528.00	520.00	532.00	500.00	803.00	800.00	756.00	760.00
Thalapath	Rs./Kg	692.00	n.a.	608.00	650.00	848.00	n.a.	858.00	900.00
Balaya	Rs./Kg	298.00	260.00	228.00	260.00	388.00	360.00	360.00	400.00
Paraw	Rs./Kg	550.00	520.00	546.00	530.00	838.00	800.00	806.00	830.00
Salaya	Rs./Kg	116.00	140.00	110.00	120.00	188.00	200.00	180.00	180.00
Hurulla	Rs./Kg	254.00	330.00	210.00	230.00	356.00	420.00	322.00	330.00

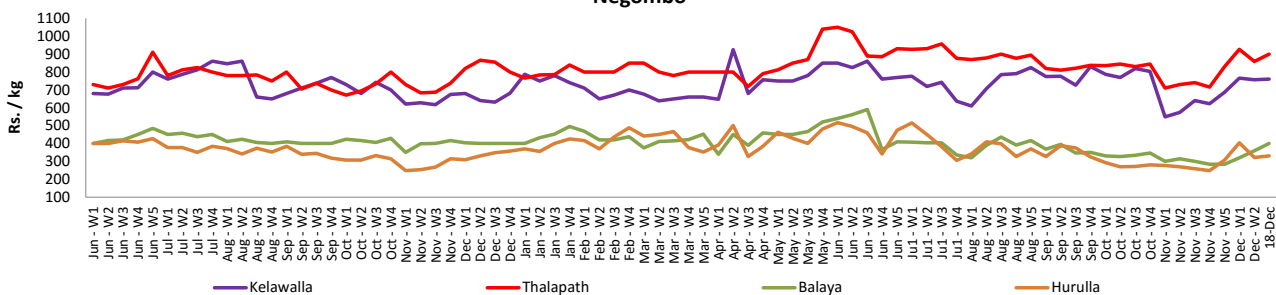
- Price increased by more than 5% compared to previous week average price.
- Price decreased by more than 5% compared to previous week average price.

Retail Prices

Peliyagoda



Negombo



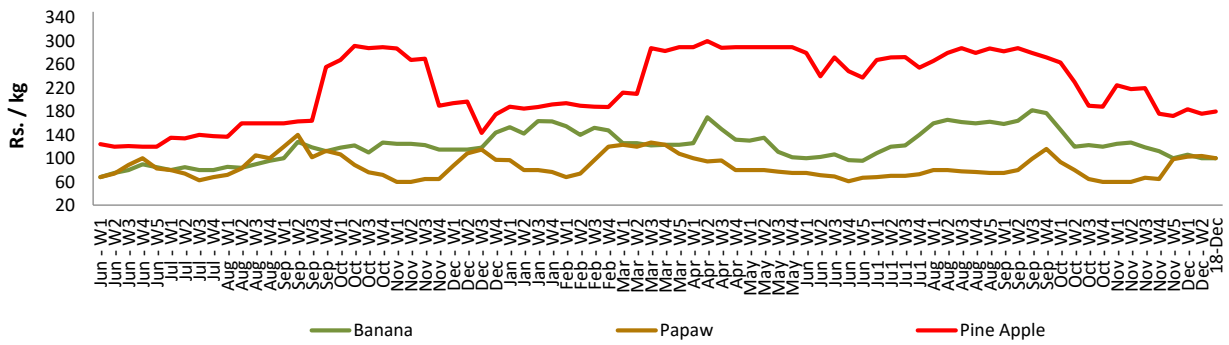
Wholesale and Retail Prices of Selected Food Commodities - 2017/12/18

Fruits

Item	Unit	Wholesale		Retail	
		Pettah			
		Previous 5 Days Average	Today	Previous 5 Days Average	Today
Banana (Sour)	Rs./Kg	73.00	70.00	100.00	100.00
Papaw	Rs./Kg	79.00	80.00	104.00	100.00
Pineapple	Rs./Kg	136.00	140.00	176.00	180.00

- Price increased by more than 5% compared to previous week average price.
- Price decreased by more than 5% compared to previous week average price.

Retail - Pettah



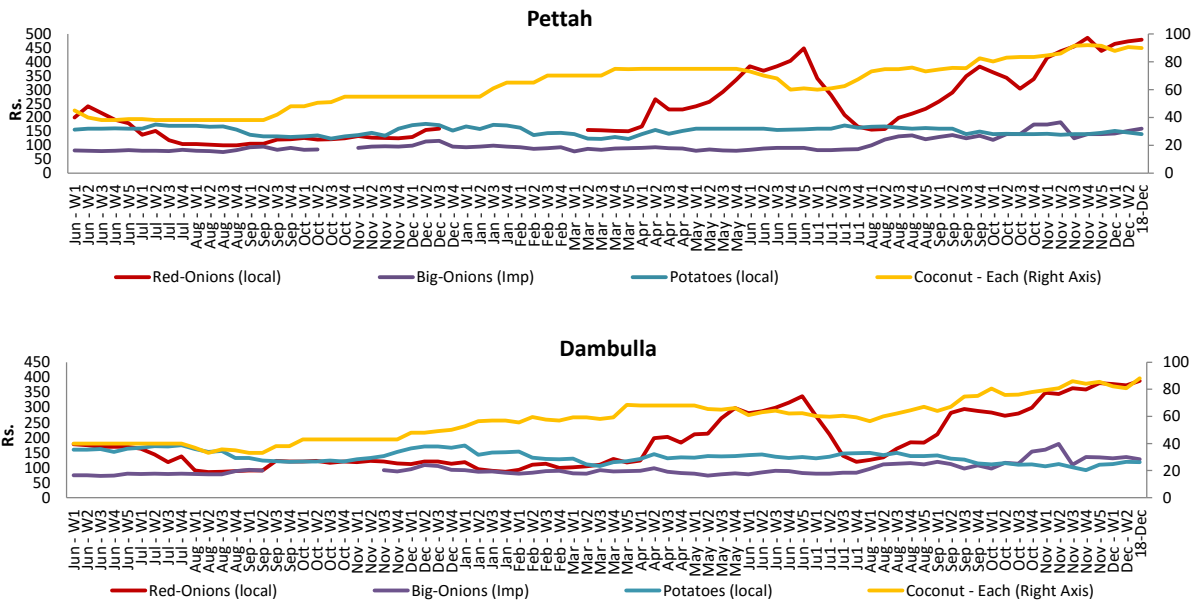
Wholesale and Retail Prices of Selected Food Commodities - 2017/12/18

Other

Item	Unit	Wholesale				Retail			
		Pettah		Dambulla		Pettah		Dambulla	
		Previous 5 Days Average	Today	Previous 5 Days Average	Today	Previous 5 Days Average	Today	Previous 5 Days Average	Today
Red-Onions (local)	Rs./Kg	423.40	450.00	362.00	375.00	474.00	480.00	373.00	388.00
Red-Onions (Imp)	Rs./Kg	400.00	420.00	n.a.	315.00	430.00	460.00	n.a.	328.00
Big-Onions (local)	Rs./Kg	n.a.	n.a.	n.a.	n.a.	n.a.	n.a.	n.a.	n.a.
Big-Onions (Imp)	Rs./Kg	126.00	128.00	125.00	115.00	152.00	160.00	135.00	128.00
Potatoes (local)	Rs./Kg	115.00	110.00	108.00	105.00	146.00	140.00	119.00	118.00
Potatoes (Imp)	Rs./Kg	64.00	60.00			84.00	80.00		
Dried Chillies (Imp)	Rs./Kg	210.00	250.00	205.00	225.00	258.00	270.00	218.00	238.00
Coconut	Rs./Nut	81.00	82.00	74.00	83.00	91.00	90.00	81.00	88.00
Coconut oil	Rs./Ltr	340.00	340.00			360.00	360.00		
Dhal	Rs./Kg	116.00	115.00			130.00	130.00		
Sugar	Rs./Kg	103.00	103.00			110.00	110.00		
Eggs	Rs./Each	13.00	13.00			14.00	14.00		
Katta	Rs./Kg	820.00	820.00			850.00	850.00		
Sprats	Rs./Kg	500.00	500.00			550.00	550.00		

- Price increased by more than 5% compared to previous week average price.
- Price decreased by more than 5% compared to previous week average price.

Retail Prices



* Prices of food commodities may vary due to quality and markets among other factors.