

Daily Price Report

A Summary of Price Developments - 15 December 2017



Vegetables

- Prices of most varieties of vegetables demonstrated mixed movements in both Pettah and Dambulla markets.



Rice

- No significant price movement was observed of rice compared with the previous week in both Pettah and Marandagahamula markets.



Fish

- Prices of most varieties of fish decreased in both Negombo and Peliyagoda markets due to favourable supply developments.



Other

- Prices of Potatoes (Local) increased in both Pettah and Dambulla markets due to low supply from Nuwaraeliya area.



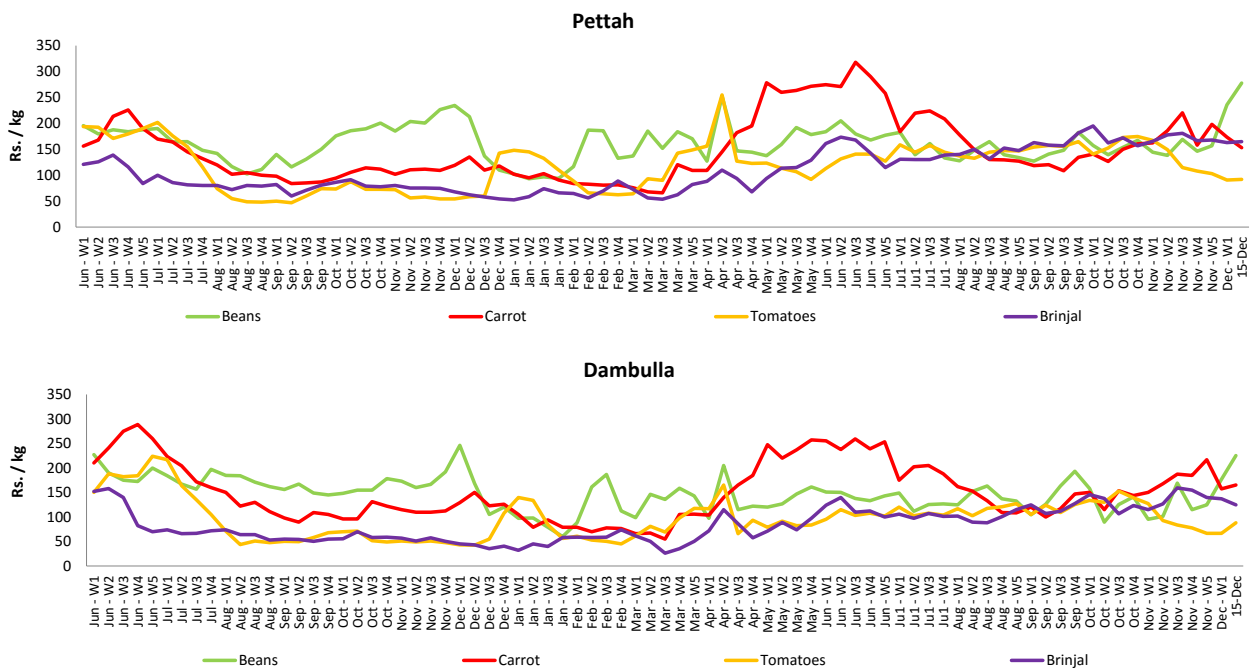
Wholesale and Retail Prices of Selected Food Commodities - 2017/12/15

Vegetables

Item	Unit	Wholesale				Retail			
		Pettah		Dambulla		Pettah		Dambulla	
		Previous 5 Days Average	Today	Previous 5 Days Average	Today	Previous 5 Days Average	Today	Previous 5 Days Average	Today
Beans	Rs./Kg	235.00	230.00	219.00	205.00	276.00	278.00	240.00	225.00
Carrot	Rs./Kg	120.00	106.00	147.00	145.00	157.00	153.00	167.00	165.00
Cabbage	Rs./Kg	92.00	88.00	95.00	95.00	134.00	150.00	113.00	115.00
Tomatoes	Rs./Kg	50.00	66.00	58.00	68.00	78.00	92.00	78.00	88.00
Brinjal	Rs./Kg	132.00	130.00	111.00	105.00	165.00	165.00	131.00	125.00
Pumpkin	Rs./Kg	56.00	53.00	52.00	55.00	78.00	80.00	71.00	75.00
Snake gourd	Rs./Kg	128.00	125.00	96.00	95.00	162.00	167.00	114.00	115.00

- Price increased by more than 5% compared to previous week average price.
- Price decreased by more than 5% compared to previous week average price.

Retail Prices



Wholesale and Retail Prices of Selected Food Commodities - 2017/12/15

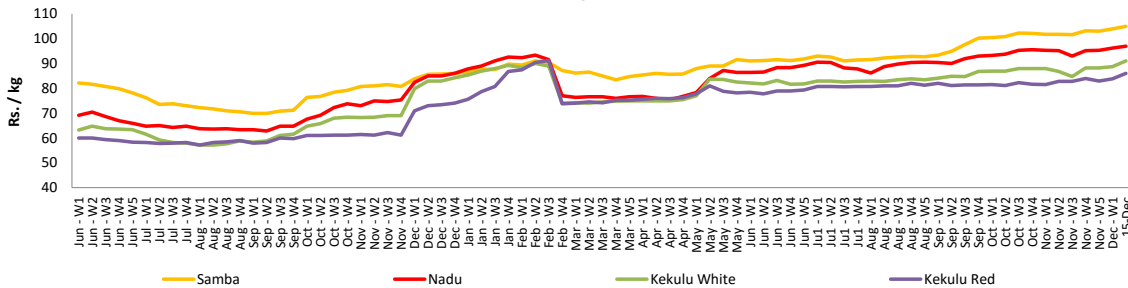
Rice

Item	Unit	Wholesale				Retail	
		Maradaghamula		Pettah		Pettah	
		Previous 5 Days Average	Today	Previous 5 Days Average	Today	Previous 5 Days Average	Today
Samba	Rs./Kg	105.00	105.00	104.00	106.00	110.00	110.00
Nadu	Rs./Kg	97.00	97.00	92.00	92.00	98.00	98.00
Kekulu White	Rs./Kg	90.00	91.00	92.00	92.00	98.00	98.00
Kekulu Red	Rs./Kg	85.00	86.00	82.00	81.00	90.00	90.00

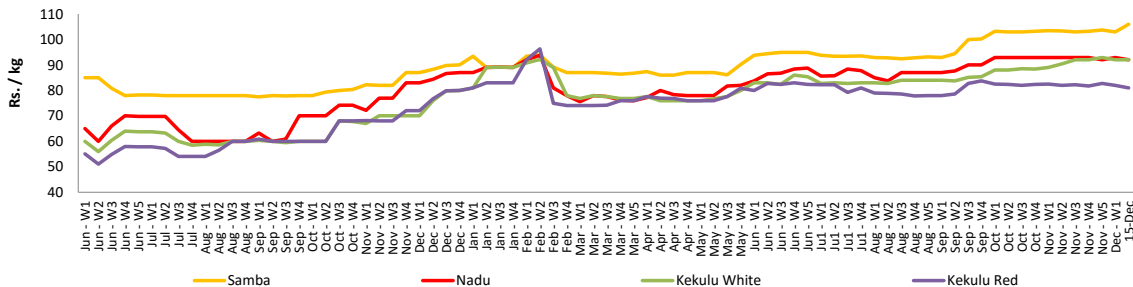
- Price increased by more than 5% compared to previous week average price.
- Price decreased by more than 5% compared to previous week average price.

Wholesale Prices

Maradaghamula

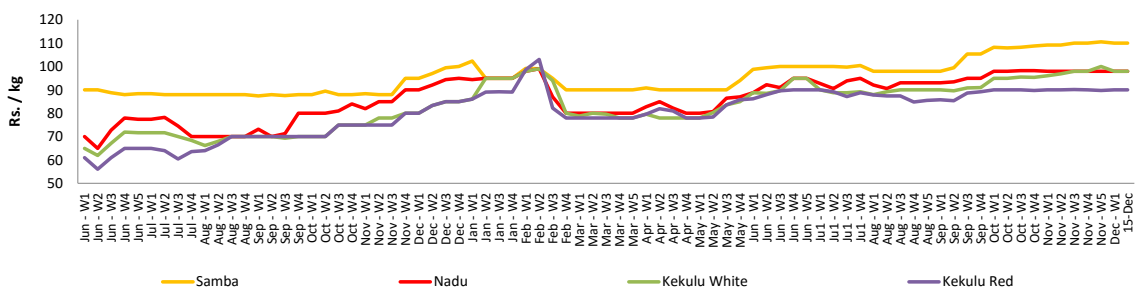


Pettah



Retail Prices

Pettah



Wholesale and Retail Prices of Selected Food Commodities - 2017/12/15

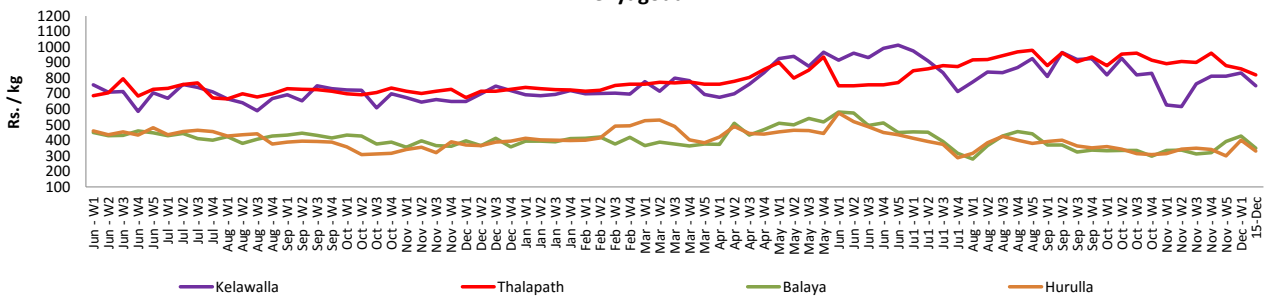
Fish

Item	Unit	Wholesale				Retail			
		Peliyagoda		Negombo		Peliyagoda		Negombo	
		Previous 5 Days Average	Today	Previous 5 Days Average	Today	Previous 5 Days Average	Today	Previous 5 Days Average	Today
Kelawalla	Rs./Kg	565.00	470.00	538.00	500.00	840.00	750.00	754.00	760.00
Thalapath	Rs./Kg	703.00	650.00	624.00	600.00	855.00	820.00	864.00	850.00
Balaya	Rs./Kg	322.00	230.00	216.00	260.00	408.00	350.00	344.00	400.00
Paraw	Rs./Kg	566.00	500.00	550.00	530.00	852.00	830.00	800.00	830.00
Salaya	Rs./Kg	128.00	100.00	114.00	100.00	192.00	180.00	188.00	160.00
Hurulla	Rs./Kg	266.00	220.00	228.00	180.00	366.00	330.00	336.00	300.00

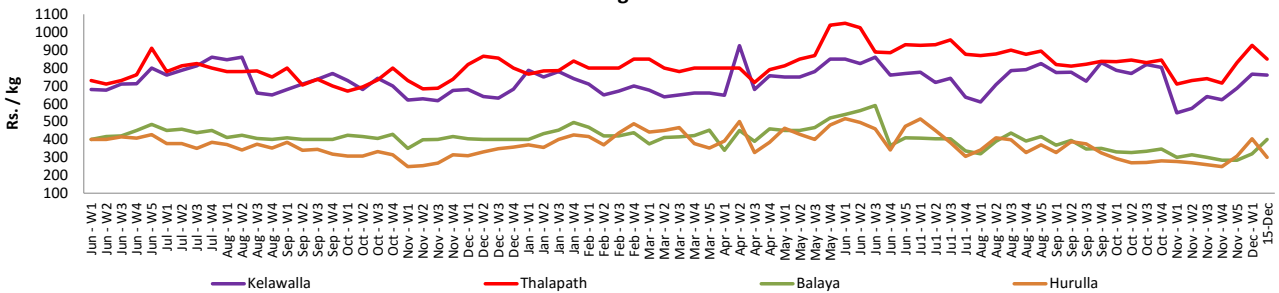
- Price increased by more than 5% compared to previous week average price.
- Price decreased by more than 5% compared to previous week average price.

Retail Prices

Peliyagoda



Negombo



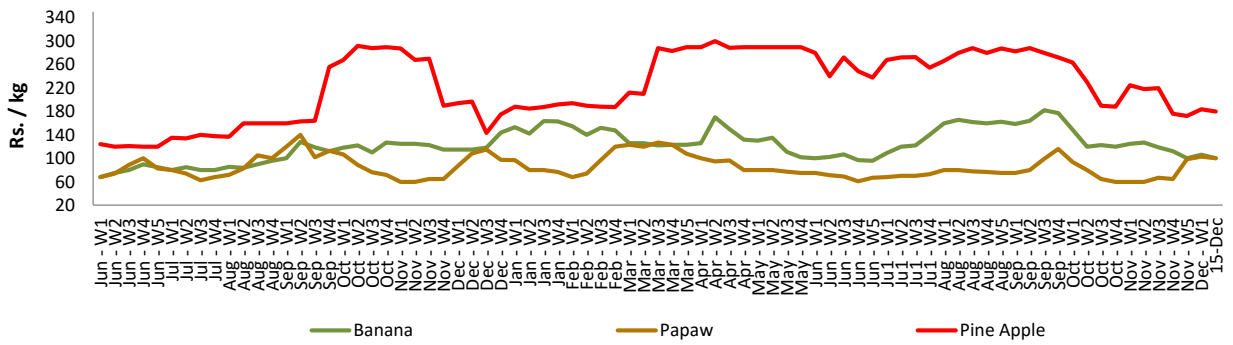
Wholesale and Retail Prices of Selected Food Commodities - 2017/12/15

Fruits

Item	Unit	Wholesale		Retail	
		Pettah			
		Previous 5 Days Average	Today	Previous 5 Days Average	Today
Banana (Sour)	Rs./Kg	72.00	70.00	98.00	100.00
Papaw	Rs./Kg	79.00	80.00	104.00	100.00
Pineapple	Rs./Kg	136.00	140.00	176.00	180.00

- Price increased by more than 5% compared to previous week average price.
- Price decreased by more than 5% compared to previous week average price.

Retail - Pettah



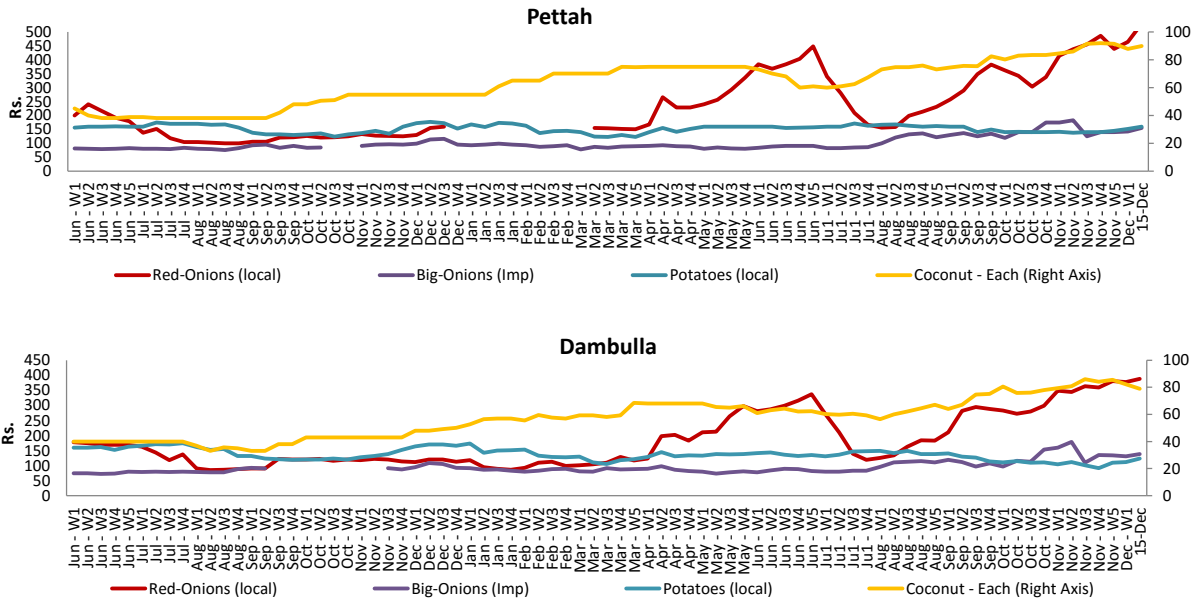
Wholesale and Retail Prices of Selected Food Commodities - 2017/12/15

Other

Item	Unit	Wholesale				Retail			
		Pettah		Dambulla		Pettah		Dambulla	
		Previous 5 Days Average	Today	Previous 5 Days Average	Today	Previous 5 Days Average	Today	Previous 5 Days Average	Today
Red-Onions (local)	Rs./Kg	412.00	457.00	360.00	375.00	460.00	530.00	373.00	388.00
Red-Onions (Imp)	Rs./Kg	410.00	400.00	345.00	n.a.	443.00	430.00	365.00	n.a.
Big-Onions (local)	Rs./Kg	n.a.		n.a.	n.a.	n.a.		n.a.	n.a.
Big-Onions (Imp)	Rs./Kg	128.00	130.00	126.00	128.00	152.00	155.00	136.00	138.00
Potatoes (local)	Rs./Kg	113.00	125.00	104.00	113.00	145.00	160.00	115.00	123.00
Potatoes (Imp)	Rs./Kg	68.00	60.00			88.00	80.00		
Dried Chillies (Imp)	Rs./Kg	210.00	210.00	205.00	205.00	256.00	260.00	219.00	218.00
Coconut	Rs./Nut	81.20	81.00	74.00	73.00	90.00	90.00	81.00	79.00
Coconut oil	Rs./Ltr	340.00	340.00			360.00	360.00		
Dhal	Rs./Kg	116.00	115.00			130.00	130.00		
Sugar	Rs./Kg	104.00	103.00			110.00	110.00		
Eggs	Rs./Each	13.00	13.00			14.00	14.00		
Katta	Rs./Kg	820.00	820.00			850.00	850.00		
Sprats	Rs./Kg	500.00	500.00			550.00	550.00		

- Price increased by more than 5% compared to previous week average price.
- Price decreased by more than 5% compared to previous week average price.

Retail Prices



* Prices of food commodities may vary due to quality and markets among other factors.