

Daily Price Report

A Summary of Price Developments - 13 December 2017



Vegetables

- Prices of most varieties of vegetables demonstrated mixed movements in both Pettah and Dambulla markets.



Rice

- No significant price movement was observed of rice compared with the previous week in both Pettah and Marandagahamula markets.



Fish

- Prices of most varieties of fish decreased in both Negombo and Peliyagoda markets due to favourable supply developments.



Other

- Coconut prices in both Pettah and Dambulla markets exhibited some volatility following the imposition of Maximum Retail Price with effect from 6th December 2017. However, in both markets retail prices remain above the MRP.
- Prices of Potatoes (local and imported) decreased in Pettah market.



Wholesale and Retail Prices of Selected Food Commodities - 2017/12/13

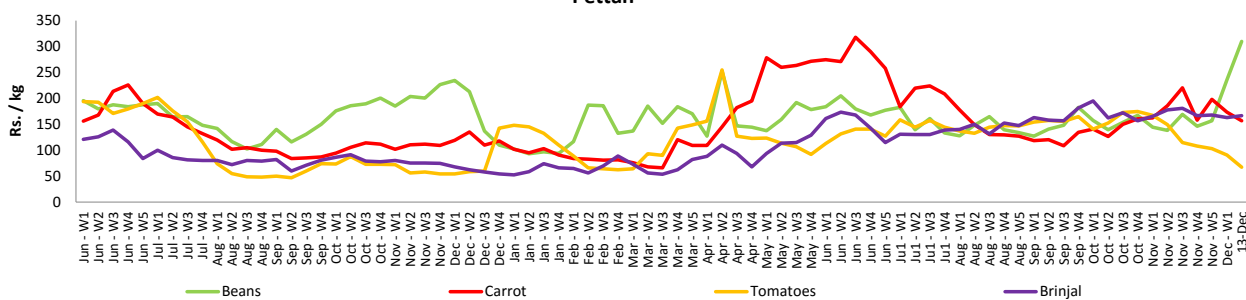
Vegetables

Item	Unit	Wholesale				Retail			
		Pettah		Dambulla		Pettah		Dambulla	
		Previous 5 Days Average	Today	Previous 5 Days Average	Today	Previous 5 Days Average	Today	Previous 5 Days Average	Today
Beans	Rs./Kg	203.00	273.00	194.00	245.00	244.00	310.00	215.00	265.00
Carrot	Rs./Kg	119.00	127.00	138.00	175.00	157.00	157.00	158.00	195.00
Cabbage	Rs./Kg	94.00	93.00	95.00	65.00	135.00	137.00	113.00	85.00
Tomatoes	Rs./Kg	55.00	45.00	48.00	63.00	85.00	67.00	67.00	83.00
Brinjal	Rs./Kg	129.00	140.00	115.00	105.00	163.00	167.00	135.00	125.00
Pumpkin	Rs./Kg	57.00	55.00	49.00	58.00	78.00	77.00	68.00	78.00
Snake gourd	Rs./Kg	120.00	143.00	88.00	95.00	155.00	175.00	106.00	115.00

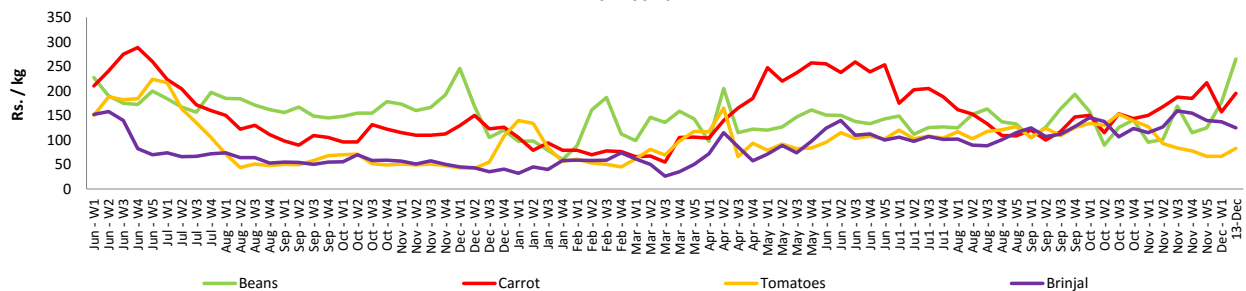
- Price increased by more than 5% compared to previous week average price.
- Price decreased by more than 5% compared to previous week average price.

Retail Prices

Pettah



Dambulla



Wholesale and Retail Prices of Selected Food Commodities - 2017/12/13

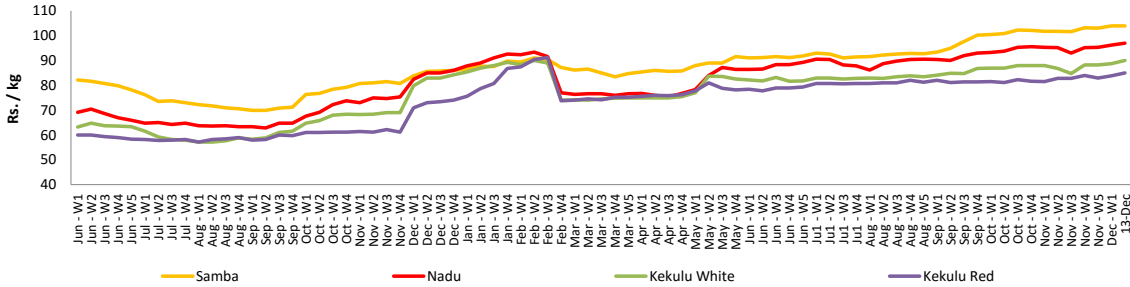
Rice

Item	Unit	Wholesale				Retail	
		Maradaghamula		Pettah		Pettah	
		Previous 5 Days Average	Today	Previous 5 Days Average	Today	Previous 5 Days Average	Today
Samba	Rs./Kg	105.00	104.00	103.00	104.00	110.00	110.00
Nadu	Rs./Kg	97.00	97.00	93.00	92.00	98.00	98.00
Kekulu White	Rs./Kg	89.00	90.00	92.00	92.00	98.00	98.00
Kekulu Red	Rs./Kg	85.00	85.00	82.00	82.00	90.00	90.00

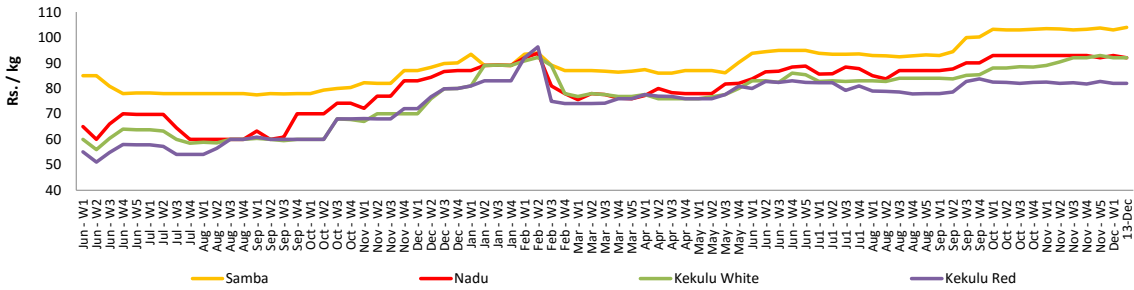
- Price increased by more than 5% compared to previous week average price.
- Price decreased by more than 5% compared to previous week average price.

Wholesale Prices

Marandaghamula

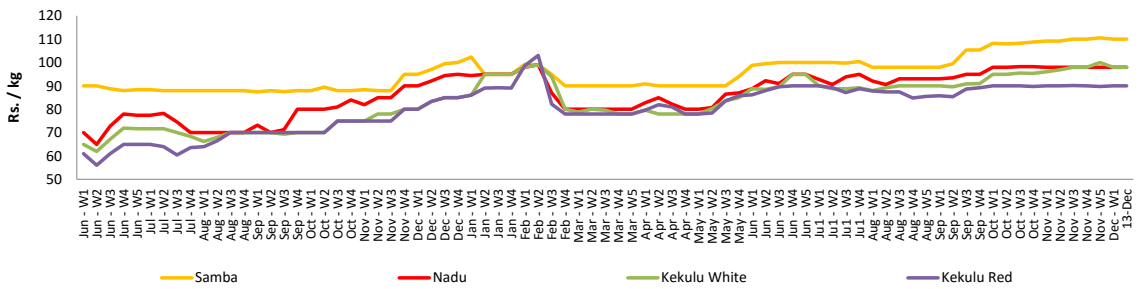


Pettah



Retail Prices

Pettah



Wholesale and Retail Prices of Selected Food Commodities - 2017/12/13

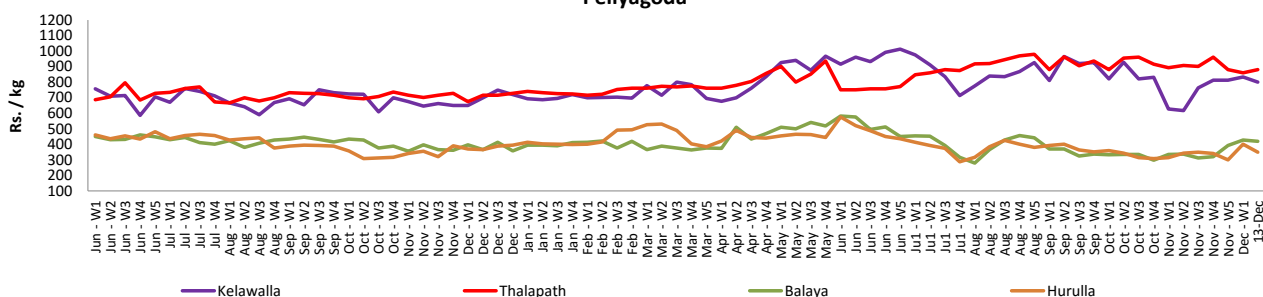
Fish

Item	Unit	Wholesale				Retail			
		Peliyagoda		Negombo		Peliyagoda		Negombo	
		Previous 5 Days Average	Today	Previous 5 Days Average	Today	Previous 5 Days Average	Today	Previous 5 Days Average	Today
Kelawalla	Rs./Kg	586.00	520.00	570.00	500.00	862.00	800.00	774.00	730.00
Thalapath	Rs./Kg	723.00	720.00	680.00	600.00	880.00	880.00	916.00	820.00
Balaya	Rs./Kg	340.00	330.00	204.00	210.00	438.00	420.00	332.00	350.00
Paraw	Rs./Kg	595.00	550.00	550.00	550.00	910.00	860.00	800.00	800.00
Salaya	Rs./Kg	150.00	100.00	136.00	110.00	204.00	160.00	218.00	180.00
Hurulla	Rs./Kg	280.00	250.00	266.00	180.00	380.00	350.00	380.00	280.00

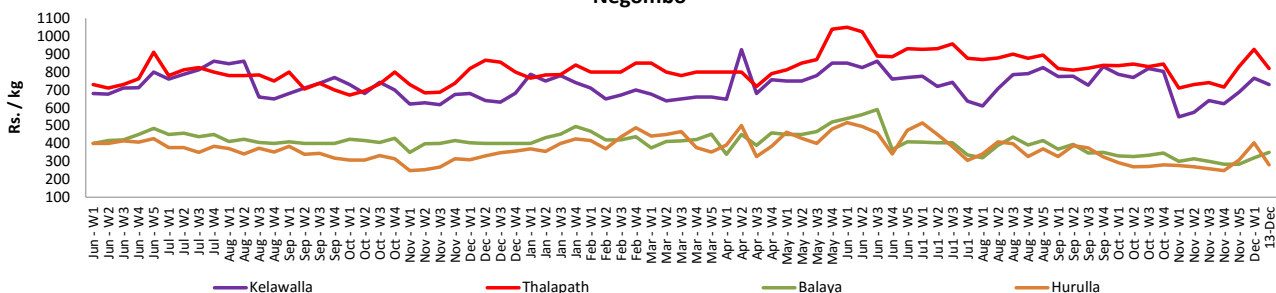
- Price increased by more than 5% compared to previous week average price.
- Price decreased by more than 5% compared to previous week average price.

Retail Prices

Peliyagoda



Negombo



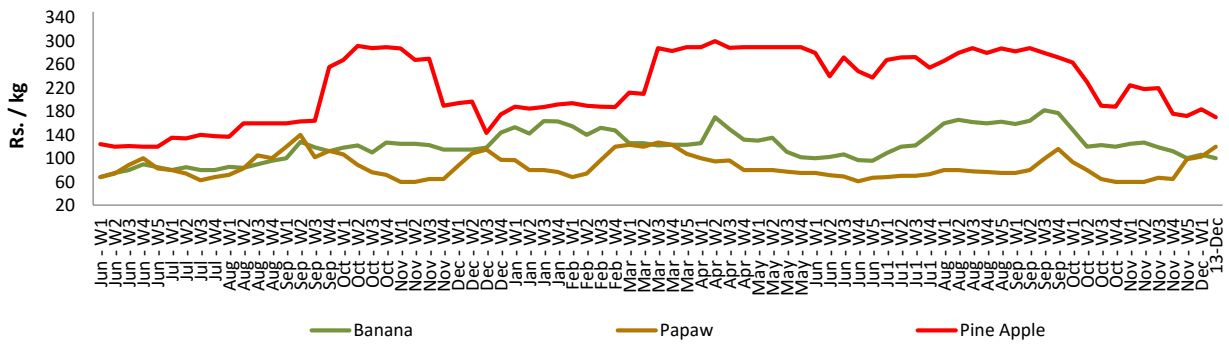
Wholesale and Retail Prices of Selected Food Commodities - 2017/12/13

Fruits

Item	Unit	Wholesale		Retail	
		Pettah			
		Previous 5 Days Average	Today	Previous 5 Days Average	Today
Banana (Sour)	Rs./Kg	72.00	70.00	98.00	100.00
Papaw	Rs./Kg	77.00	80.00	102.00	120.00
Pineapple	Rs./Kg	136.00	140.00	182.00	170.00

- Price increased by more than 5% compared to previous week average price.
- Price decreased by more than 5% compared to previous week average price.

Retail - Pettah



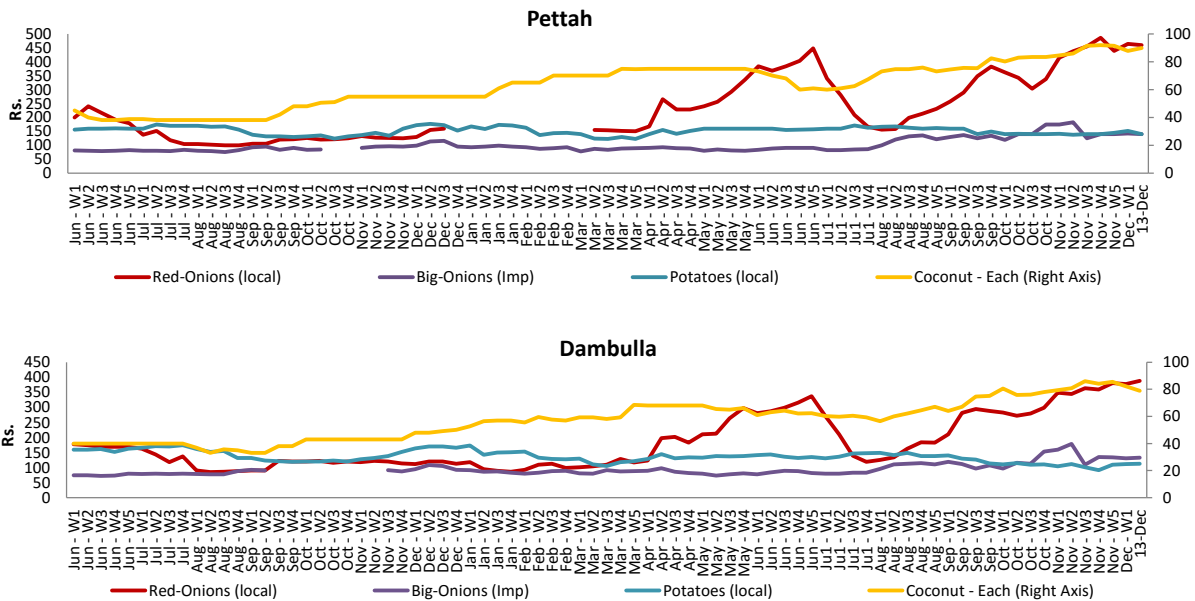
Wholesale and Retail Prices of Selected Food Commodities - 2017/12/13

Other

Item	Unit	Wholesale				Retail			
		Pettah		Dambulla		Pettah		Dambulla	
		Previous 5 Days Average	Today	Previous 5 Days Average	Today	Previous 5 Days Average	Today	Previous 5 Days Average	Today
Red-Onions (local)	Rs./Kg	404.00	420.00	352.00	375.00	460.00	460.00	367.00	388.00
Red-Onions (Imp)	Rs./Kg	408.00	400.00	360.00	183.00	450.00	430.00	377.00	193.00
Big-Onions (local)	Rs./Kg	n.a.	n.a.	n.a.	n.a.	n.a.	n.a.	n.a.	n.a.
Big-Onions (Imp)	Rs./Kg	133.00	120.00	124.00	123.00	155.00	140.00	137.00	133.00
Potatoes (local)	Rs./Kg	117.00	110.00	100.00	103.00	152.00	140.00	112.00	113.00
Potatoes (Imp)	Rs./Kg	76.00	60.00			97.00	80.00		
Dried Chillies (Imp)	Rs./Kg	210.00	210.00	205.00	205.00	252.00	260.00	218.00	218.00
Coconut	Rs./Nut	82.00	81.00	74.00	73.00	89.00	90.00	80.00	79.00
Coconut oil	Rs./Ltr	340.00	340.00			360.00	360.00		
Dhal	Rs./Kg	117.00	115.00			130.00	130.00		
Sugar	Rs./Kg	105.00	103.00			110.00	110.00		
Eggs	Rs./Each	13.00	13.00			14.00	14.00		
Katta	Rs./Kg	820.00	820.00			850.00	850.00		
Sprats	Rs./Kg	500.00	500.00			550.00	550.00		

- Price increased by more than 5% compared to previous week average price.
- Price decreased by more than 5% compared to previous week average price.

Retail Prices



* Prices of food commodities may vary due to quality and markets among other factors.