

Daily Price Report

A Summary of Price Developments - 11 December 2017



Vegetables

- Prices of most varieties of vegetables increased in both Pettah and Dambulla markets due to low supply resulted by the adverse weather conditions prevailed in previous weeks.



Rice

- No significant price movement was observed of rice compared with the previous week in both Pettah and Marandagamula markets.



Fish

- Prices of most varieties of fish decreased in Negombo market as fishing activities are returning to normalcy.



Other

- Coconut prices in Dambulla market decreased following the imposition of maximum retail price with effect from 6th December 2017.



Wholesale and Retail Prices of Selected Food Commodities - 2017/12/11

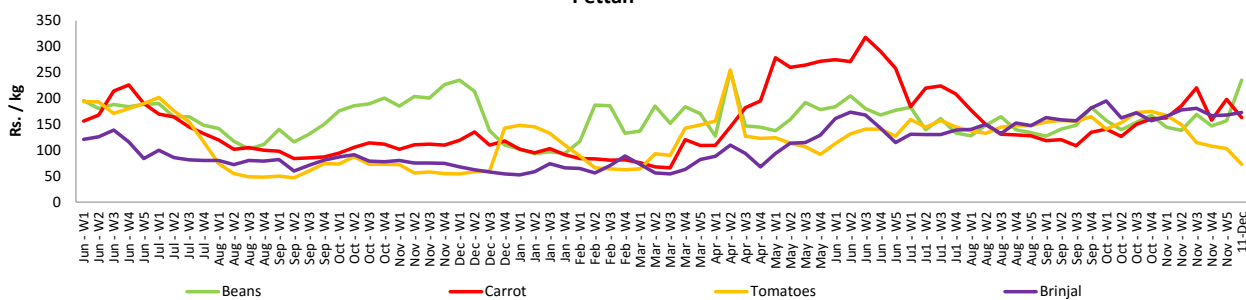
Vegetables

Item	Unit	Wholesale				Retail			
		Pettah		Dambulla		Pettah		Dambulla	
		Previous 5 Days Average	Today	Previous 5 Days Average	Today	Previous 5 Days Average	Today	Previous 5 Days Average	Today
Beans	Rs./Kg	190.00	203.00	156.00	210.00	236.00	235.00	177.00	233.00
Carrot	Rs./Kg	135.00	120.00	137.00	138.00	174.00	163.00	157.00	158.00
Cabbage	Rs./Kg	97.00	93.00	93.00	105.00	136.00	137.00	111.00	125.00
Tomatoes	Rs./Kg	60.00	45.00	47.00	53.00	91.00	73.00	67.00	73.00
Brinjal	Rs./Kg	127.00	137.00	117.00	125.00	163.00	173.00	137.00	145.00
Pumpkin	Rs./Kg	57.00	60.00	49.00	55.00	78.00	83.00	69.00	75.00
Snake gourd	Rs./Kg	119.00	127.00	89.00	98.00	156.00	160.00	107.00	118.00

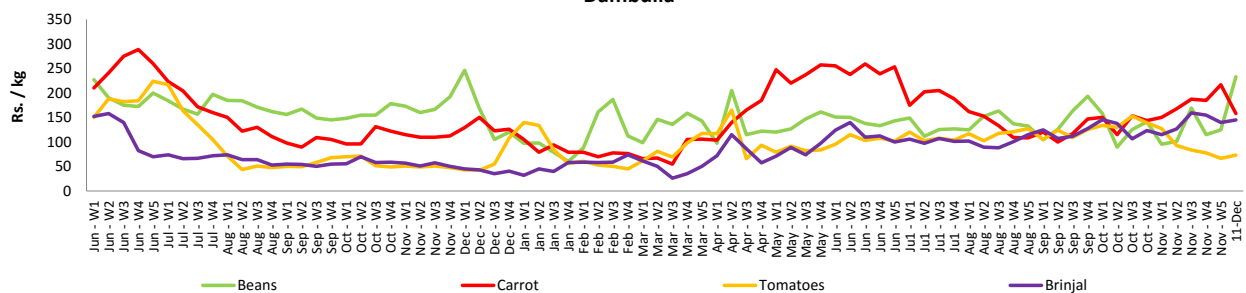
- Price increased by more than 5% compared to previous week average price.
- Price decreased by more than 5% compared to previous week average price.

Retail Prices

Pettah



Dambulla



Wholesale and Retail Prices of Selected Food Commodities - 2017/12/11

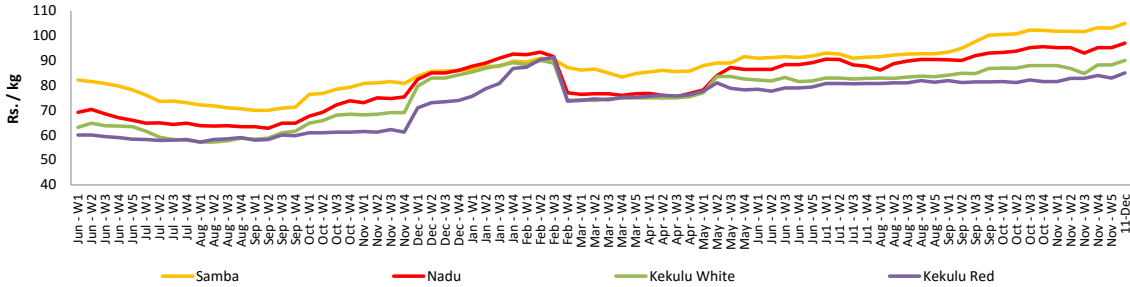
Rice

Item	Unit	Wholesale				Retail	
		Maradaghamula		Pettah		Pettah	
		Previous 5 Days Average	Today	Previous 5 Days Average	Today	Previous 5 Days Average	Today
Samba	Rs./Kg	104.00	105.00	103.00	103.00	110.00	110.00
Nadu	Rs./Kg	96.00	97.00	93.00	93.00	98.00	98.00
Kekulu White	Rs./Kg	89.00	90.00	92.00	92.00	98.00	98.00
Kekulu Red	Rs./Kg	84.00	85.00	82.00	82.00	90.00	90.00

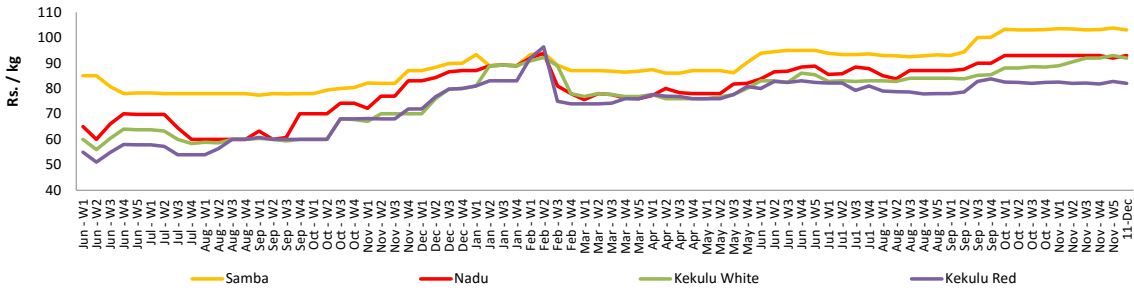
- Price increased by more than 5% compared to previous week average price.
- Price decreased by more than 5% compared to previous week average price.

Wholesale Prices

Maradaghamula

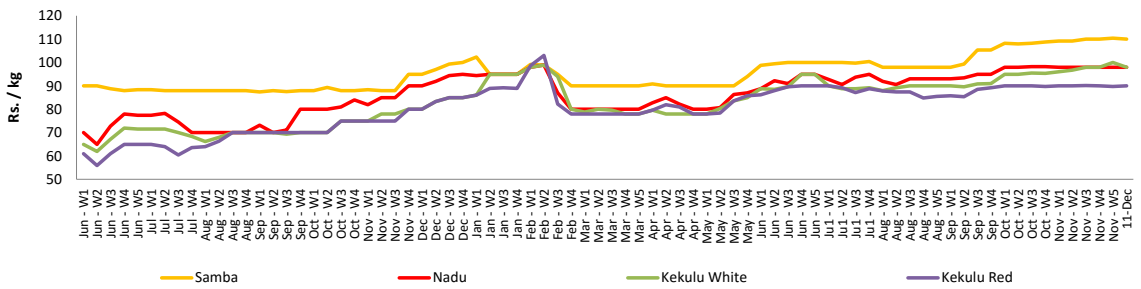


Pettah



Retail Prices

Pettah



Wholesale and Retail Prices of Selected Food Commodities - 2017/12/11

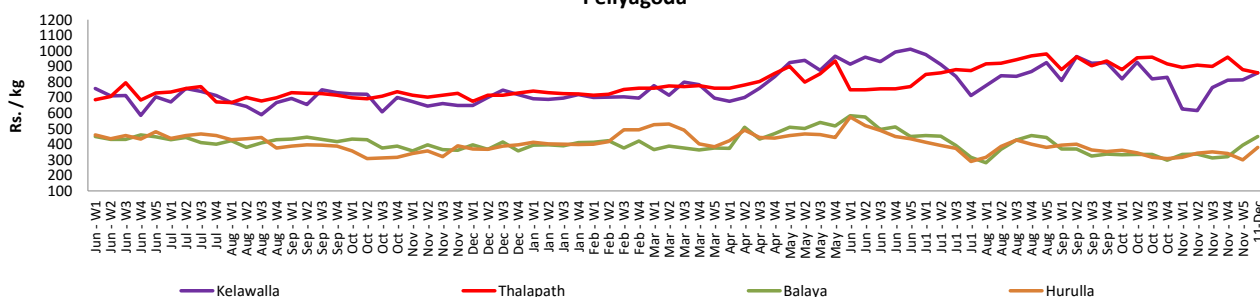
Fish

Item	Unit	Wholesale				Retail			
		Peliyagoda		Negombo		Peliyagoda		Negombo	
		Previous 5 Days Average	Today	Previous 5 Days Average	Today	Previous 5 Days Average	Today	Previous 5 Days Average	Today
Kelawalla	Rs./Kg	570.00	600.00	562.00	580.00	834.00	860.00	766.00	780.00
Thalapath	Rs./Kg	710.00	700.00	724.00	620.00	860.00	860.00	926.00	900.00
Balaya	Rs./Kg	328.00	350.00	200.00	200.00	428.00	450.00	320.00	320.00
Paraw	Rs./Kg	548.00	600.00	550.00	550.00	895.00	900.00	800.00	800.00
Salaya	Rs./Kg	154.00	160.00	170.00	120.00	200.00	200.00	256.00	200.00
Hurulla	Rs./Kg	300.00	280.00	308.00	260.00	400.00	380.00	404.00	400.00

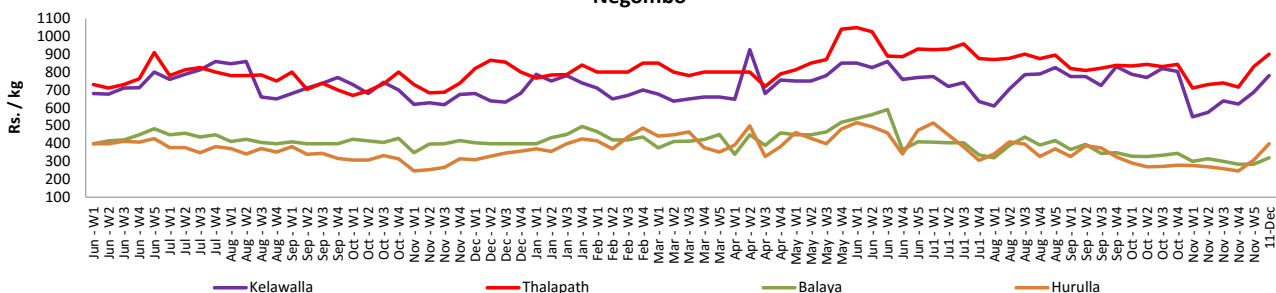
- Price increased by more than 5% compared to previous week average price.
- Price decreased by more than 5% compared to previous week average price.

Retail Prices

Peliyagoda



Negombo



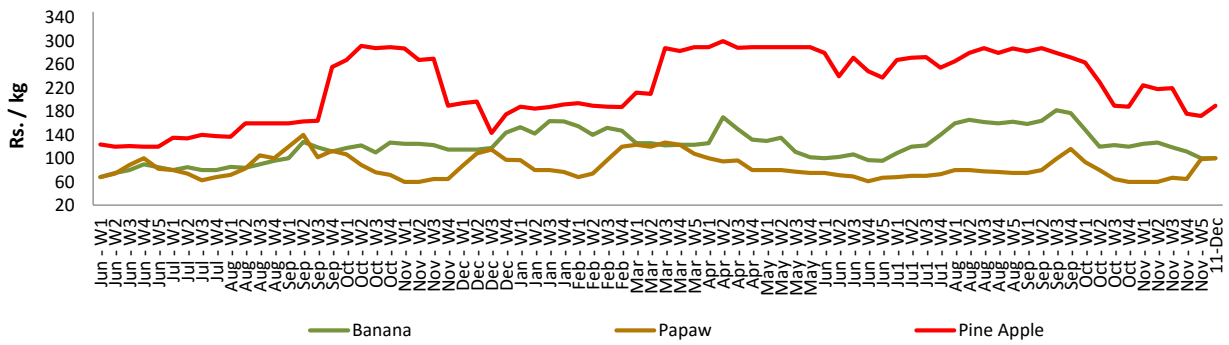
Wholesale and Retail Prices of Selected Food Commodities - 2017/12/11

Fruits

Item	Unit	Wholesale		Retail	
		Pettah			
		Previous 5 Days Average	Today	Previous 5 Days Average	Today
Banana (Sour)	Rs./Kg	73.00	75.00	106.00	100.00
Papaw	Rs./Kg	77.00	75.00	103.00	100.00
Pineapple	Rs./Kg	136.00	140.00	184.00	190.00

- Price increased by more than 5% compared to previous week average price.
- Price decreased by more than 5% compared to previous week average price.

Retail - Pettah



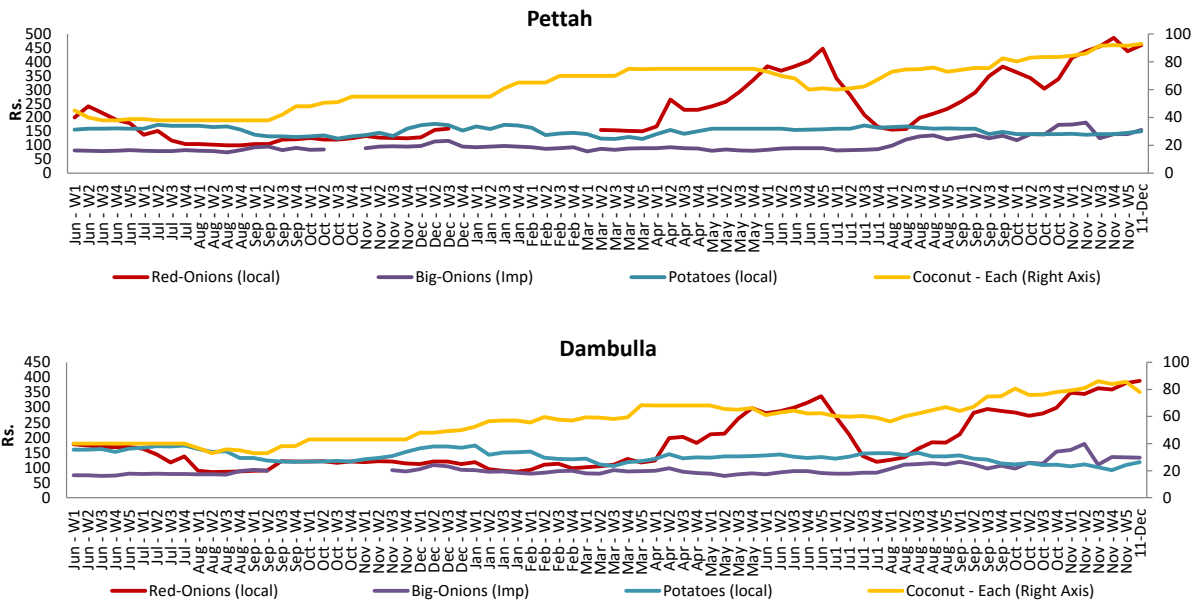
Wholesale and Retail Prices of Selected Food Commodities - 2017/12/11

Other

Item	Unit	Wholesale				Retail			
		Pettah		Dambulla		Pettah		Dambulla	
		Previous 5 Days Average	Today	Previous 5 Days Average	Today	Previous 5 Days Average	Today	Previous 5 Days Average	Today
Red-Onions (local)	Rs./Kg	406.00	400.00	361.00	375.00	464.00	460.00	377.00	388.00
Red-Onions (Imp)	Rs./Kg	413.00	n.a.	360.00	n.a.	460.00	n.a.	377.00	n.a.
Big-Onions (local)	Rs./Kg	n.a.	n.a.	n.a.	n.a.	n.a.	n.a.	n.a.	n.a.
Big-Onions (Imp)	Rs./Kg	126.00	123.00	118.00	123.00	142.00	155.00	131.00	133.00
Potatoes (local)	Rs./Kg	117.00	120.00	101.00	105.00	152.00	150.00	111.00	118.00
Potatoes (Imp)	Rs./Kg	75.00	80.00			96.00	100.00		
Dried Chillies (Imp)	Rs./Kg	210.00	210.00	206.00	205.00	250.00	250.00	218.00	218.00
Coconut	Rs./Nut	82.00	83.00	74.00	68.00	88.00	93.00	82.00	78.00
Coconut oil	Rs./Ltr	340.00	340.00			360.00	360.00		
Dhal	Rs./Kg	118.00	118.00			130.00	130.00		
Sugar	Rs./Kg	105.00	105.00			110.00	110.00		
Eggs	Rs./Each	13.00	13.00			14.00	14.00		
Katta	Rs./Kg	816.00	820.00			850.00	850.00		
Sprats	Rs./Kg	500.00	500.00			550.00	550.00		

- Price increased by more than 5% compared to previous week average price.
- Price decreased by more than 5% compared to previous week average price.

Retail Prices



* Prices of food commodities may vary due to quality and markets among other factors.