

Daily Price Report

A Summary of Price Developments - 06 December 2017



Vegetables

- Prices of most varieties of vegetables decreased in both Pettah and Dambulla markets as the supply disruptions caused by adverse weather developments, eased to an extent.



Rice

- No significant price movement was observed of rice compared with the previous week in both Pettah and Marandagahamula markets.



Fish

- Prices of most varieties of fish increased in Negombo market due to limited fishing activities led weather developments.



Other

- Prices of Big Onions (Imported) increased significantly in Pettah market due to low availability of varieties imported from India.
- Prices of Potatoes (Imported) also demonstrated a significant increase in Pettah market.



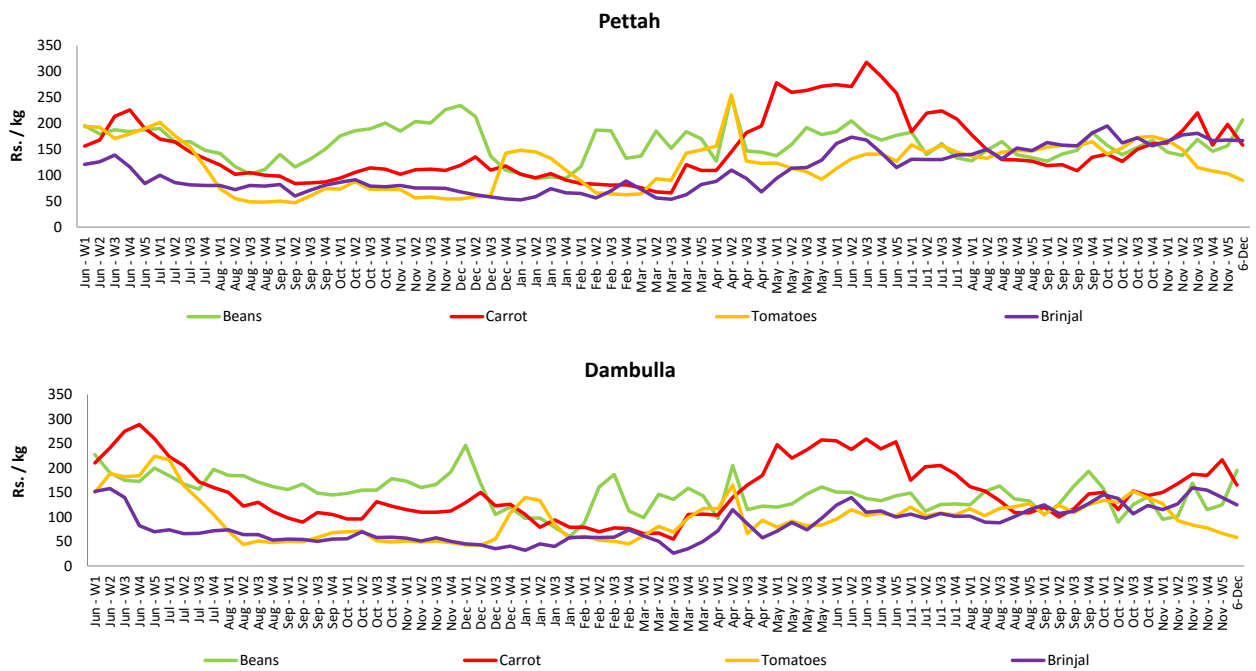
Wholesale and Retail Prices of Selected Food Commodities - 2017/12/06

Vegetables

Item	Unit	Wholesale				Retail			
		Pettah		Dambulla		Pettah		Dambulla	
		Previous 5 Days Average	Today	Previous 5 Days Average	Today	Previous 5 Days Average	Today	Previous 5 Days Average	Today
Beans	Rs./Kg	155.00	163.00	116.00	175.00	194.00	207.00	136.00	195.00
Carrot	Rs./Kg	157.00	123.00	176.00	145.00	200.00	158.00	197.00	165.00
Cabbage	Rs./Kg	112.00	93.00	106.00	78.00	154.00	133.00	127.00	98.00
Tomatoes	Rs./Kg	66.00	63.00	51.00	38.00	101.00	90.00	71.00	58.00
Brinjal	Rs./Kg	129.00	127.00	117.00	105.00	164.00	167.00	137.00	125.00
Pumpkin	Rs./Kg	56.00	50.00	54.00	43.00	78.00	70.00	75.00	63.00
Snake gourd	Rs./Kg	124.00	118.00	95.00	75.00	160.00	153.00	115.00	95.00

- Price increased by more than 5% compared to previous week average price.
- Price decreased by more than 5% compared to previous week average price.

Retail Prices



Wholesale and Retail Prices of Selected Food Commodities - 2017/12/06

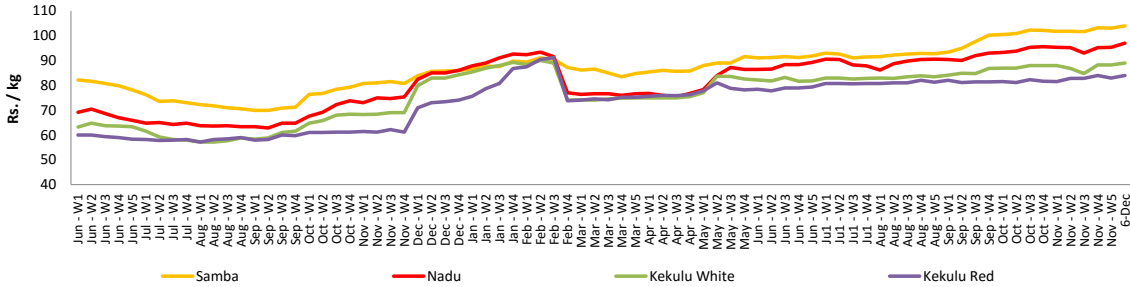
Rice

Item	Unit	Wholesale				Retail	
		Maradaghamula		Pettah		Pettah	
		Previous 5 Days Average	Today	Previous 5 Days Average	Today	Previous 5 Days Average	Today
Samba	Rs./Kg	103.00	104.00	104.00	103.00	110.00	110.00
Nadu	Rs./Kg	95.00	97.00	92.00	93.00	98.00	98.00
Kekulu White	Rs./Kg	88.00	89.00	93.00	92.00	99.00	98.00
Kekulu Red	Rs./Kg	83.00	84.00	82.00	82.00	90.00	90.00

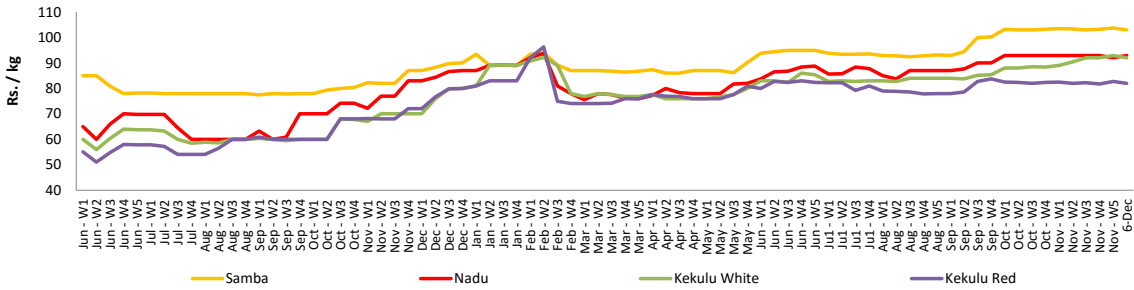
- Price increased by more than 5% compared to previous week average price.
- Price decreased by more than 5% compared to previous week average price.

Wholesale Prices

Maradaghamula

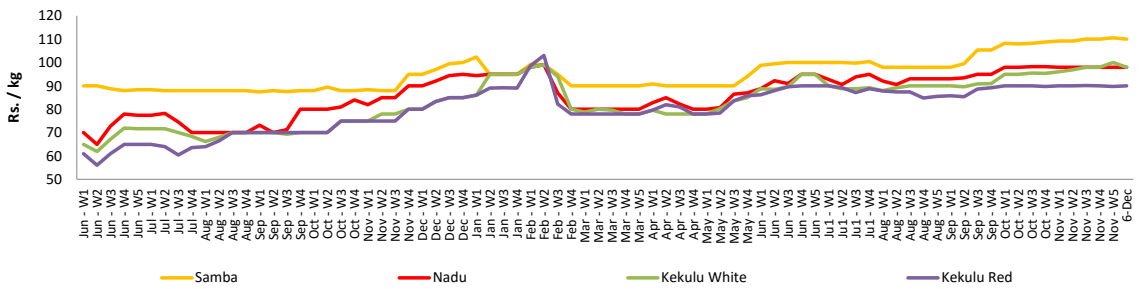


Pettah



Retail Prices

Pettah



Wholesale and Retail Prices of Selected Food Commodities - 2017/12/06

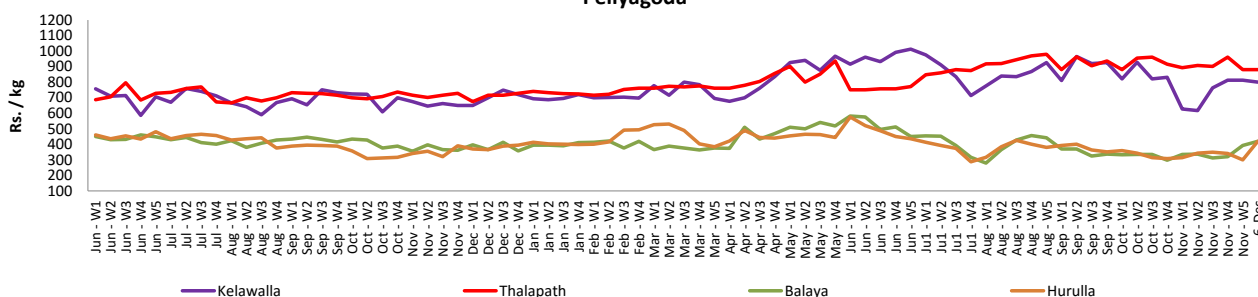
Fish

Item	Unit	Wholesale				Retail			
		Peliyagoda		Negombo		Peliyagoda		Negombo	
		Previous 5 Days Average	Today	Previous 5 Days Average	Today	Previous 5 Days Average	Today	Previous 5 Days Average	Today
Kelawalla	Rs./Kg	538.00	540.00	544.00	580.00	792.00	800.00	744.00	780.00
Thalapath	Rs./Kg	705.00	730.00	688.00	740.00	865.00	880.00	890.00	950.00
Balaya	Rs./Kg	300.00	320.00	184.00	200.00	400.00	420.00	304.00	320.00
Paraw	Rs./Kg	498.00	n.a.	518.00	550.00	863.00	n.a.	738.00	800.00
Salaya	Rs./Kg	156.00	150.00	150.00	180.00	212.00	200.00	220.00	260.00
Hurulla	Rs./Kg	233.00	320.00	258.00	300.00	333.00	420.00	354.00	400.00

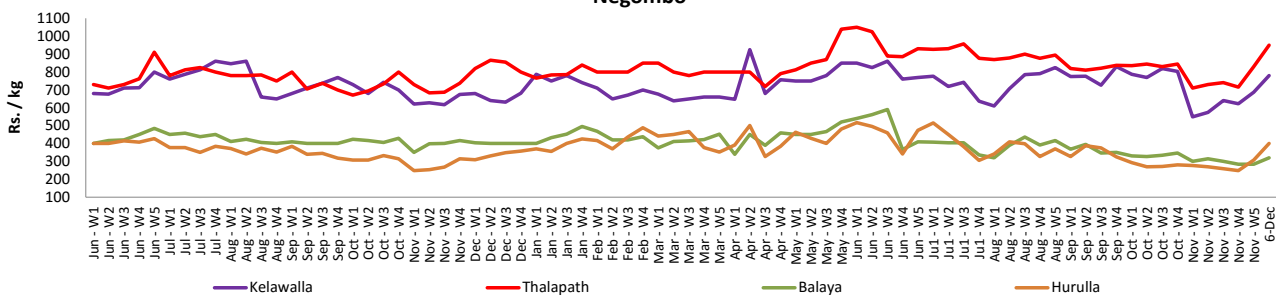
- Price increased by more than 5% compared to previous week average price.
- Price decreased by more than 5% compared to previous week average price.

Retail Prices

Peliyagoda



Negombo



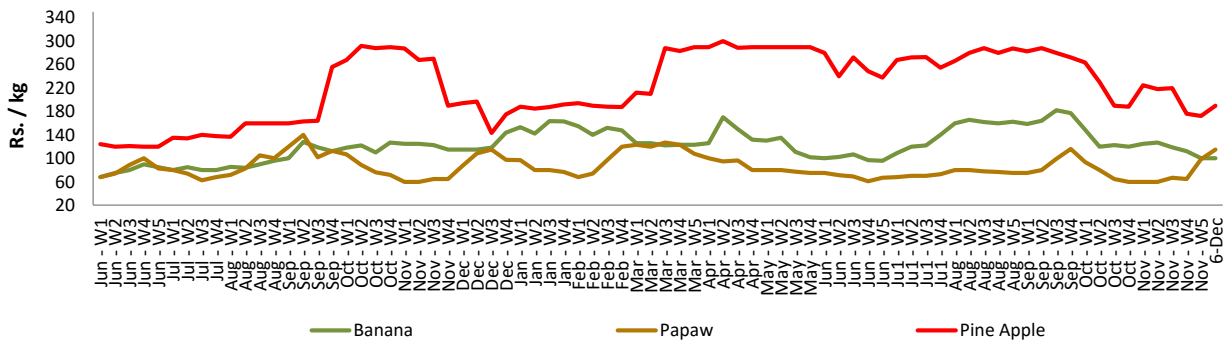
Wholesale and Retail Prices of Selected Food Commodities - 2017/12/06

Fruits

Item	Unit	Wholesale		Retail	
		Pettah			
		Previous 5 Days Average	Today	Previous 5 Days Average	Today
Banana (Sour)	Rs./Kg	77.00	70.00	108.00	100.00
Papaw	Rs./Kg	74.00	80.00	101.00	115.00
Pineapple	Rs./Kg	141.00	140.00	180.00	190.00

- Price increased by more than 5% compared to previous week average price.
- Price decreased by more than 5% compared to previous week average price.

Retail - Pettah



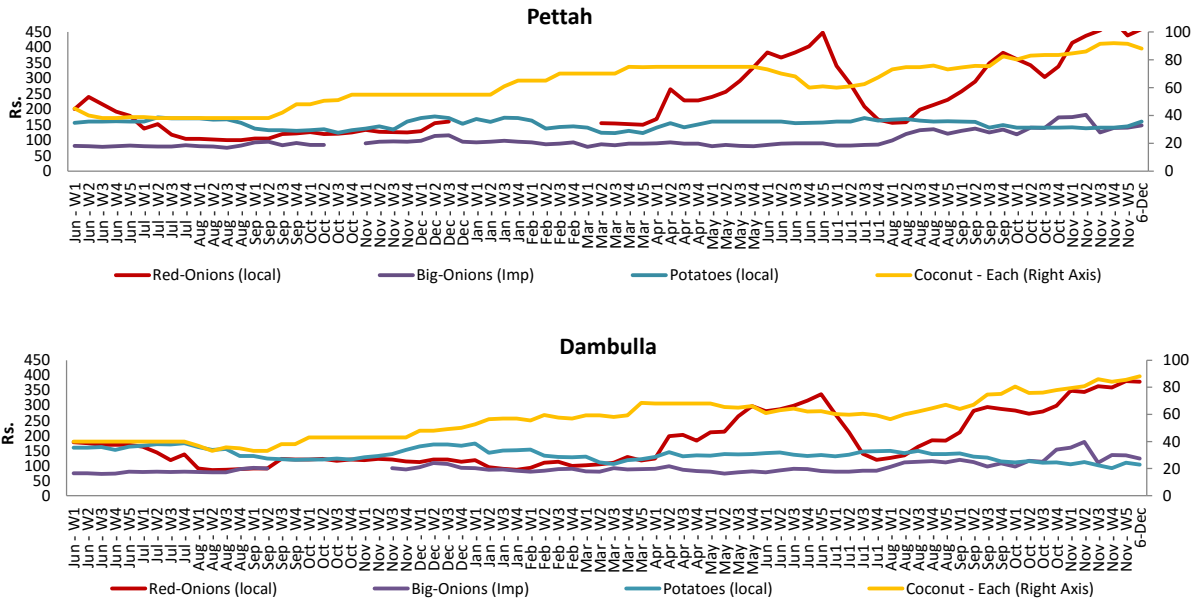
Wholesale and Retail Prices of Selected Food Commodities - 2017/12/06

Other

Item	Unit	Wholesale				Retail			
		Pettah		Dambulla		Pettah		Dambulla	
		Previous 5 Days Average	Today	Previous 5 Days Average	Today	Previous 5 Days Average	Today	Previous 5 Days Average	Today
Red-Onions (local)	Rs./Kg	403.00	400.00	369.00	365.00	451.00	460.00	382.00	378.00
Red-Onions (Imp)	Rs./Kg	373.00	n.a.	n.a.	n.a.	400.00	n.a.	n.a.	n.a.
Big-Onions (local)	Rs./Kg	n.a.	n.a.	n.a.	n.a.	n.a.	n.a.	n.a.	n.a.
Big-Onions (Imp)	Rs./Kg	116.00	135.00	116.00	113.00	134.00	148.00	128.00	123.00
Potatoes (local)	Rs./Kg	118.00	120.00	97.00	93.00	146.00	160.00	110.00	103.00
Potatoes (Imp)	Rs./Kg	57.00	85.00			77.00	105.00		
Dried Chillies (Imp)	Rs./Kg	210.00	210.00	206.00	210.00	251.00	250.00	218.00	220.00
Coconut	Rs./Nut	82.00	83.00	75.00	78.00	90.00	88.00	85.00	88.00
Coconut oil	Rs./Ltr	340.00	340.00			360.00	360.00		
Dhal	Rs./Kg	117.00	118.00			133.00	130.00		
Sugar	Rs./Kg	105.00	105.00			113.00	110.00		
Eggs	Rs./Each	13.00	13.00			14.00	14.00		
Katta	Rs./Kg	816.00	820.00			850.00	850.00		
Sprats	Rs./Kg	500.00	500.00			550.00	550.00		

- Price increased by more than 5% compared to previous week average price.
- Price decreased by more than 5% compared to previous week average price.

Retail Prices



* Prices of food commodities may vary due to quality and markets among other factors.