

# Daily Price Report

---

## A Summary of Price Developments - 05 December 2017

---



### Vegetables

- Prices of most varieties of vegetables demonstrated mixed movements in both Pettah and Dambulla markets.



### Rice

- No significant price movement was observed of rice compared with the previous week in both Pettah and Marandagahamula markets.



### Fish

- Prices of most varieties of fish increased in Negombo market due to limited fishing activities led by fears over strong wind conditions while prices in Peliyagoda market demonstrated mixed movements.



### Other

- Prices of Big Onions (Imported) decreased in both Pettah and Damublla markets due to high supply of different varieties.
- Prices of Potatoes (Imported) demonstrated a significant increase



# Wholesale and Retail Prices of Selected Food Commodities - 2017/12/05

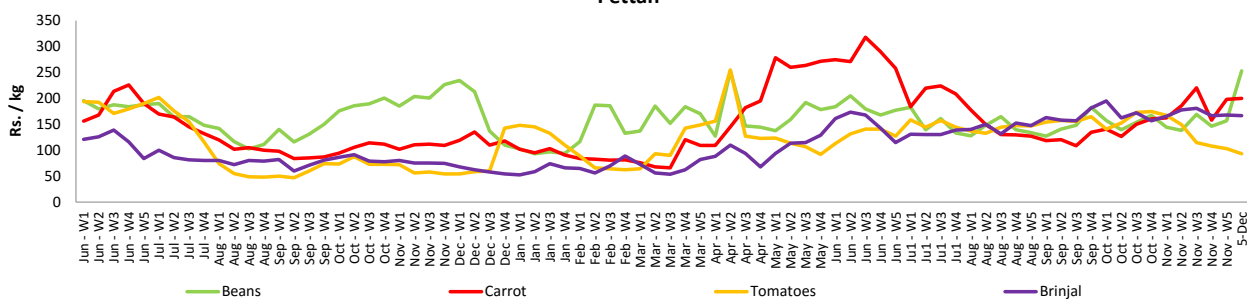
## Vegetables

Item	Unit	Wholesale				Retail			
		Pettah		Dambulla		Pettah		Dambulla	
		Previous 5 Days Average	Today	Previous 5 Days Average	Today	Previous 5 Days Average	Today	Previous 5 Days Average	Today
Beans	Rs./Kg	140.00	207.00	106.00	165.00	174.00	253.00	126.00	185.00
Carrot	Rs./Kg	157.00	160.00	188.00	125.00	198.00	200.00	208.00	145.00
Cabbage	Rs./Kg	117.00	105.00	104.00	105.00	158.00	150.00	125.00	125.00
Tomatoes	Rs./Kg	67.00	63.00	49.00	58.00	100.00	93.00	69.00	78.00
Brinjal	Rs./Kg	131.00	133.00	119.00	125.00	166.00	167.00	139.00	145.00
Pumpkin	Rs./Kg	56.00	57.00	54.00	48.00	80.00	80.00	74.00	68.00
Snake gourd	Rs./Kg	123.00	133.00	95.00	105.00	159.00	167.00	115.00	125.00

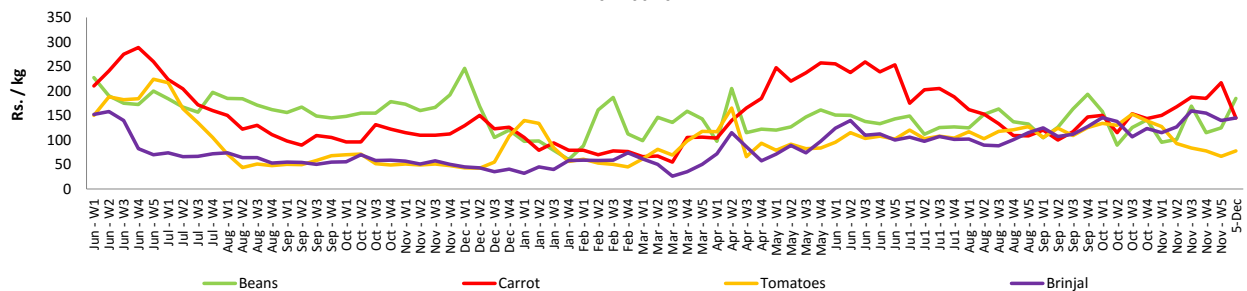
- Price increased by more than 5% compared to previous week average price.
- Price decreased by more than 5% compared to previous week average price.

### Retail Prices

#### Pettah



#### Dambulla



# Wholesale and Retail Prices of Selected Food Commodities - 2017/12/05

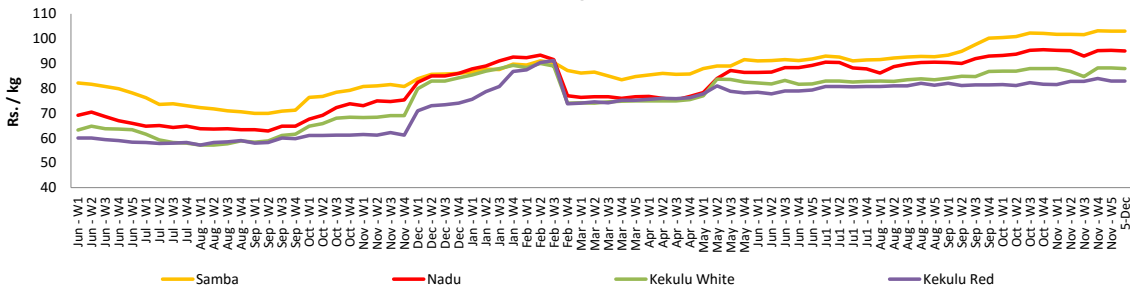
## Rice

Item	Unit	Wholesale				Retail	
		Maradaghamula		Pettah		Pettah	
		Previous 5 Days Average	Today	Previous 5 Days Average	Today	Previous 5 Days Average	Today
Samba	Rs./Kg	103.00	103.00	104.00	103.00	110.00	110.00
Nadu	Rs./Kg	95.00	95.00	92.00	93.00	98.00	98.00
Kekulu White	Rs./Kg	88.00	88.00	93.00	92.00	100.00	98.00
Kekulu Red	Rs./Kg	83.00	83.00	83.00	82.00	90.00	90.00

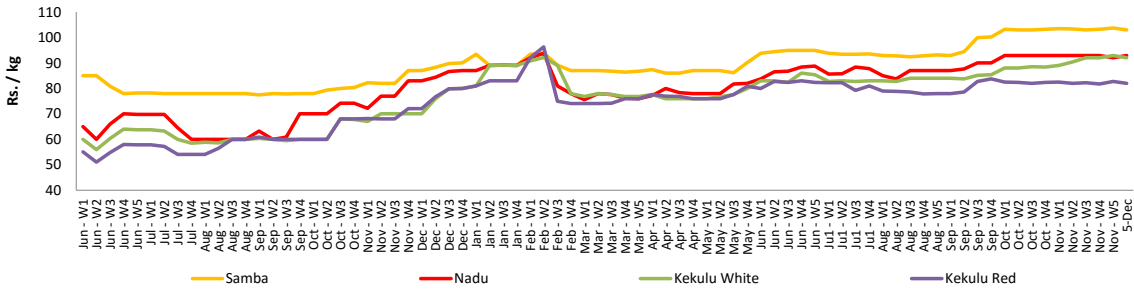
- Price increased by more than 5% compared to previous week average price.
- Price decreased by more than 5% compared to previous week average price.

### Wholesale Prices

#### Maradaghamula

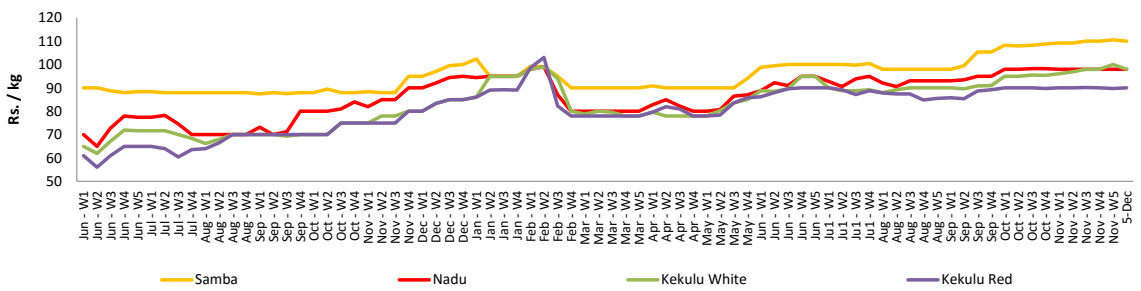


#### Pettah



### Retail Prices

#### Pettah



# Wholesale and Retail Prices of Selected Food Commodities - 2017/12/05

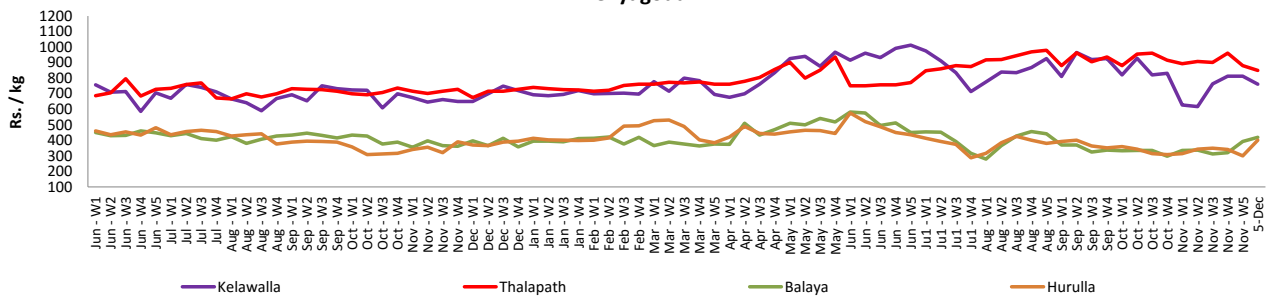
## Fish

Item	Unit	Wholesale				Retail			
		Peliyagoda		Negombo		Peliyagoda		Negombo	
		Previous 5 Days Average	Today	Previous 5 Days Average	Today	Previous 5 Days Average	Today	Previous 5 Days Average	Today
Kelawalla	Rs./Kg	543.00	520.00	498.00	560.00	800.00	760.00	702.00	760.00
Thalapath	Rs./Kg	707.00	700.00	644.00	740.00	870.00	850.00	844.00	950.00
Balaya	Rs./Kg	295.00	320.00	172.00	200.00	395.00	420.00	292.00	320.00
Paraw	Rs./Kg	503.00	480.00	504.00	550.00	867.00	850.00	714.00	800.00
Salaya	Rs./Kg	158.00	150.00	126.00	220.00	215.00	200.00	194.00	300.00
Hurulla	Rs./Kg	200.00	300.00	228.00	330.00	300.00	400.00	320.00	430.00

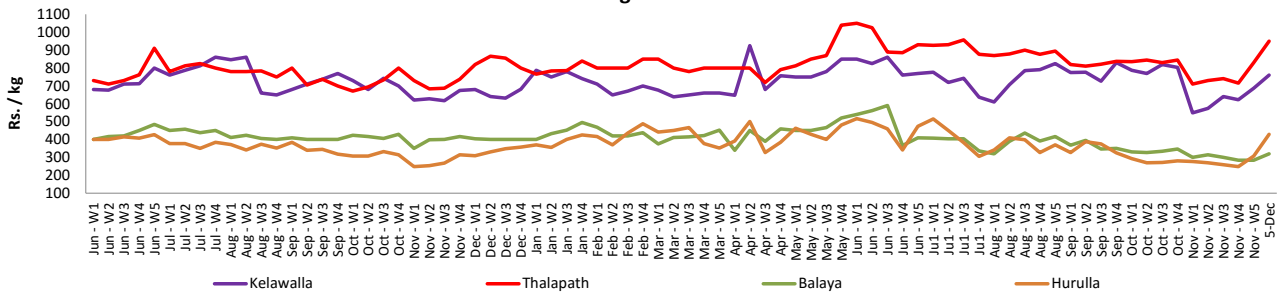
- Price increased by more than 5% compared to previous week average price.
- Price decreased by more than 5% compared to previous week average price.

### Retail Prices

#### Peliyagoda



#### Negombo



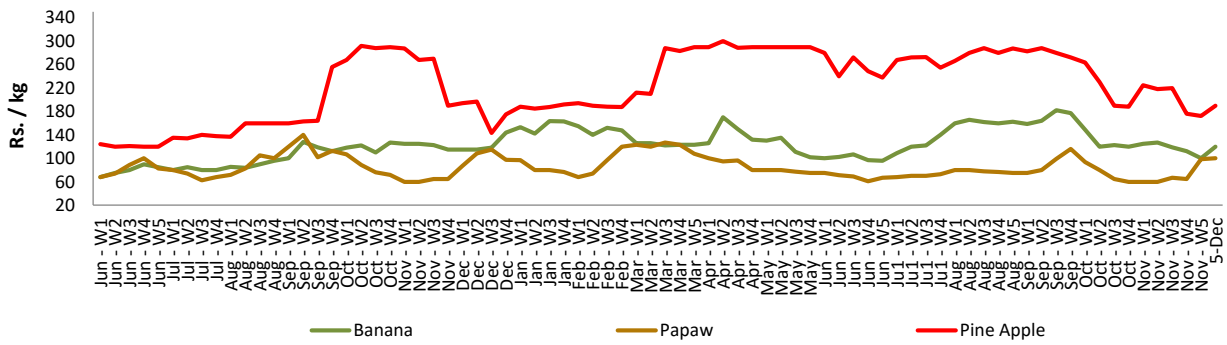
# Wholesale and Retail Prices of Selected Food Commodities - 2017/12/05

## Fruits

Item	Unit	Wholesale		Retail	
		Pettah			
		Previous 5 Days Average	Today	Previous 5 Days Average	Today
Banana (Sour)	Rs./Kg	76.00	80.00	104.00	120.00
Papaw	Rs./Kg	71.00	80.00	100.00	100.00
Pineapple	Rs./Kg	141.00	140.00	176.00	190.00

- Price increased by more than 5% compared to previous week average price.
- Price decreased by more than 5% compared to previous week average price.

Retail - Pettah



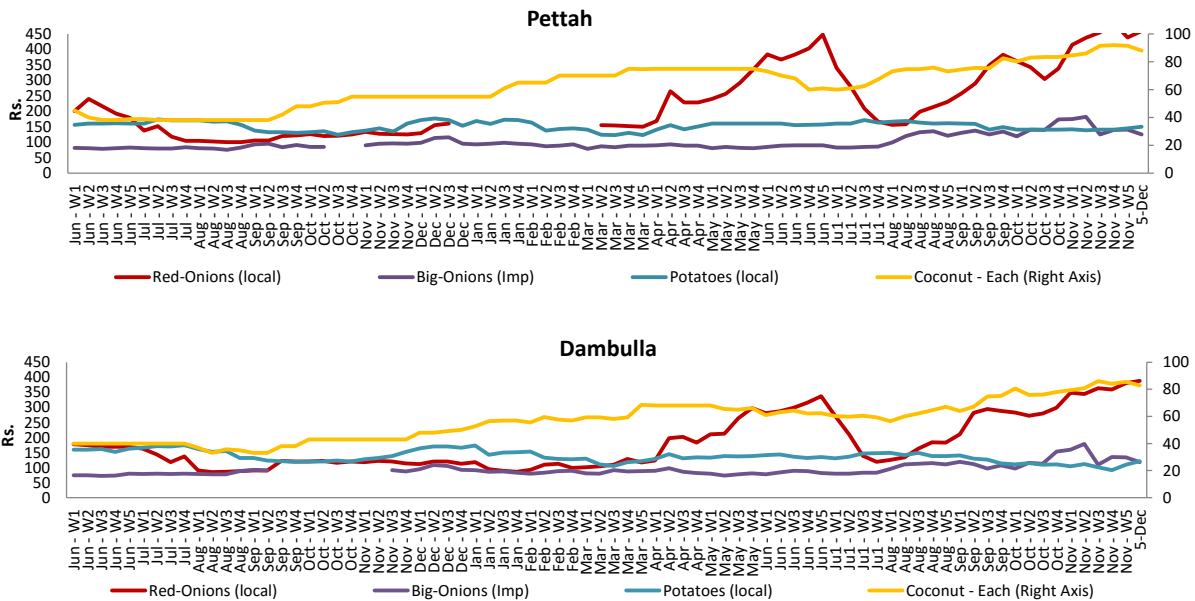
# Wholesale and Retail Prices of Selected Food Commodities - 2017/12/05

## Other

Item	Unit	Wholesale				Retail			
		Pettah		Dambulla		Pettah		Dambulla	
		Previous 5 Days Average	Today	Previous 5 Days Average	Today	Previous 5 Days Average	Today	Previous 5 Days Average	Today
Red-Onions (local)	Rs./Kg	403.00	400.00	365.00	375.00	447.00	460.00	378.00	388.00
Red-Onions (Imp)	Rs./Kg	375.00	n.a.	n.a.	n.a.	400.00	n.a.	n.a.	n.a.
Big-Onions (local)	Rs./Kg	n.a.	n.a.	n.a.	n.a.	n.a.	n.a.	n.a.	n.a.
Big-Onions (Imp)	Rs./Kg	118.00	108.00	121.00	105.00	137.00	125.00	132.00	118.00
Potatoes (local)	Rs./Kg	116.00	120.00	96.00	111.00	144.00	150.00	109.00	121.00
Potatoes (Imp)	Rs./Kg	49.00	85.00			71.00	105.00		
Dried Chillies (Imp)	Rs./Kg	210.00	210.00	204.00	205.00	251.00	250.00	216.00	218.00
Coconut	Rs./Nut	82.00	83.00	76.00	73.00	91.00	88.00	86.00	83.00
Coconut oil	Rs./Ltr	340.00	340.00			360.00	360.00		
Dhal	Rs./Kg	117.00	118.00			134.00	130.00		
Sugar	Rs./Kg	105.00	105.00			114.00	110.00		
Eggs	Rs./Each	13.00	13.00			14.00	14.00		
Katta	Rs./Kg	812.00	820.00			850.00	850.00		
Sprats	Rs./Kg	500.00	500.00			550.00	550.00		

- Price increased by more than 5% compared to previous week average price.
- Price decreased by more than 5% compared to previous week average price.

### Retail Prices



\* Prices of food commodities may vary due to quality and markets among other factors.