

# Daily Price Report

---

## A Summary of Price Developments - 04 December 2017

---



### Vegetables

- Prices of most varieties of vegetables demonstrated mixed movements in both Pettah and Dambulla markets.



### Rice

- No significant price movement was observed of rice compared with the previous week in both Pettah and Marandagahamula markets.



### Fish

- Prices of most varieties of fish increased in Negombo market due to limited fishing activities led by adverse weather developments while prices in Peliyagoda market remained at levels.



### Other

- Prices of Big Onions (Imported) decreased in both Pettah and Damublla markets due to high supply of different varieties.



# Wholesale and Retail Prices of Selected Food Commodities - 2017/12/04

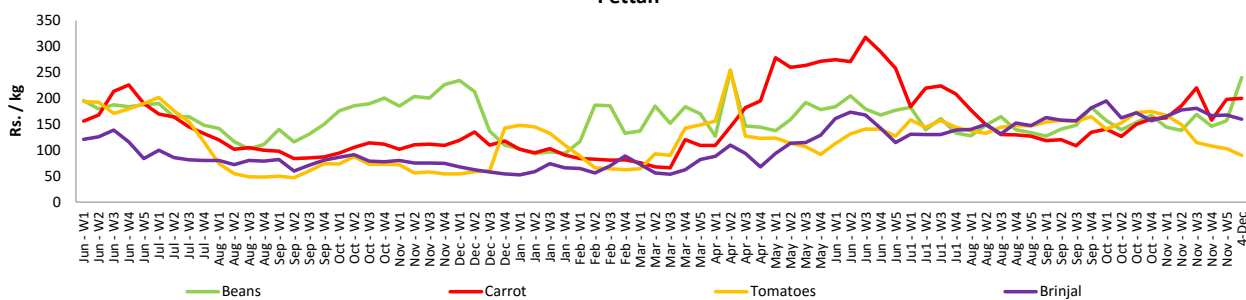
## Vegetables

Item	Unit	Wholesale				Retail			
		Pettah		Dambulla		Pettah		Dambulla	
		Previous 5 Days Average	Today	Previous 5 Days Average	3-Dec	Previous 5 Days Average	Today	Previous 5 Days Average	3-Dec
Beans	Rs./Kg	121.00	190.00	99.00	110.00	150.00	240.00	119.00	133.00
Carrot	Rs./Kg	151.00	155.00	196.00	155.00	190.00	200.00	216.00	175.00
Cabbage	Rs./Kg	120.00	95.00	108.00	95.00	162.00	125.00	129.00	115.00
Tomatoes	Rs./Kg	68.00	60.00	56.00	58.00	103.00	90.00	76.00	78.00
Brinjal	Rs./Kg	132.00	125.00	121.00	115.00	169.00	160.00	141.00	135.00
Pumpkin	Rs./Kg	57.00	60.00	55.00	50.00	82.00	80.00	75.00	73.00
Snake gourd	Rs./Kg	125.00	120.00	95.00	95.00	161.00	160.00	115.00	115.00

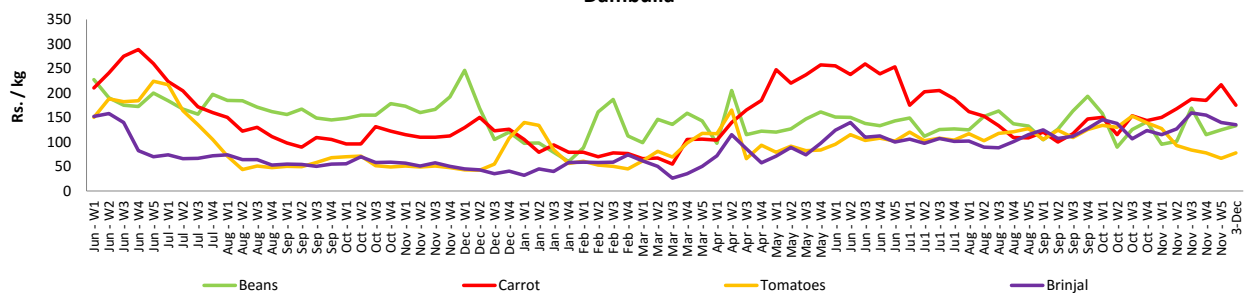
- Price increased by more than 5% compared to previous week average price.
- Price decreased by more than 5% compared to previous week average price.

### Retail Prices

#### Pettah



#### Dambulla



# Wholesale and Retail Prices of Selected Food Commodities - 2017/12/04

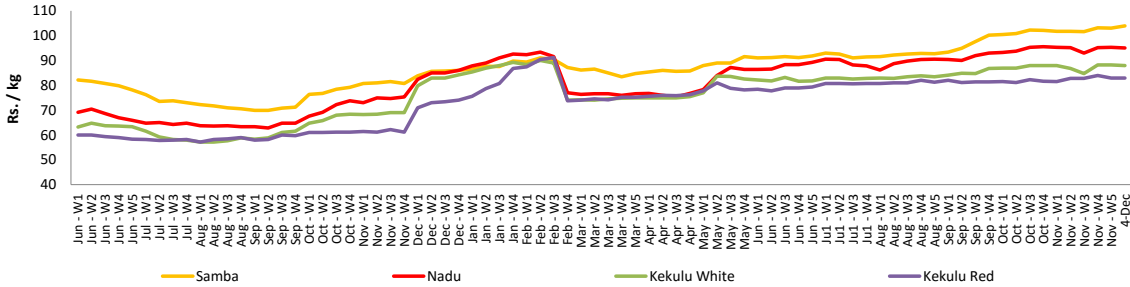
## Rice

Item	Unit	Wholesale				Retail	
		Maradaghamula		Pettah		Pettah	
		Previous 5 Days Average	Today	Previous 5 Days Average	Today	Previous 5 Days Average	Today
Samba	Rs./Kg	103.00	104.00	104.00	103.00	110.00	110.00
Nadu	Rs./Kg	95.00	95.00	92.00	93.00	98.00	98.00
Kekulu White	Rs./Kg	88.00	88.00	93.00	92.00	100.00	98.00
Kekulu Red	Rs./Kg	83.00	83.00	82.00	82.00	90.00	90.00

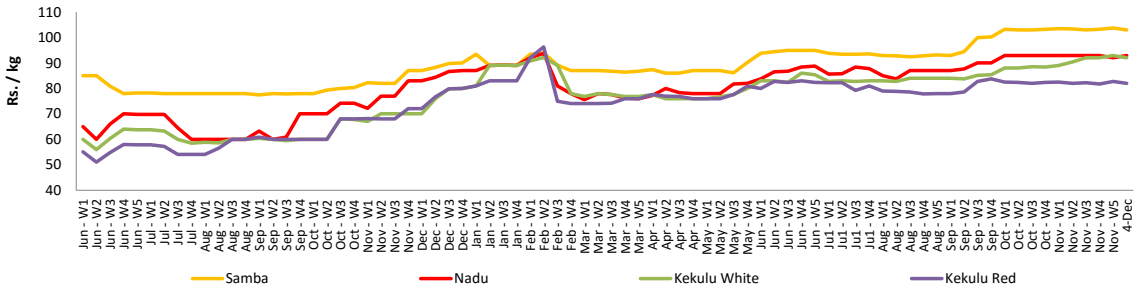
- Price increased by more than 5% compared to previous week average price.
- Price decreased by more than 5% compared to previous week average price.

### Wholesale Prices

#### Maradaghamula

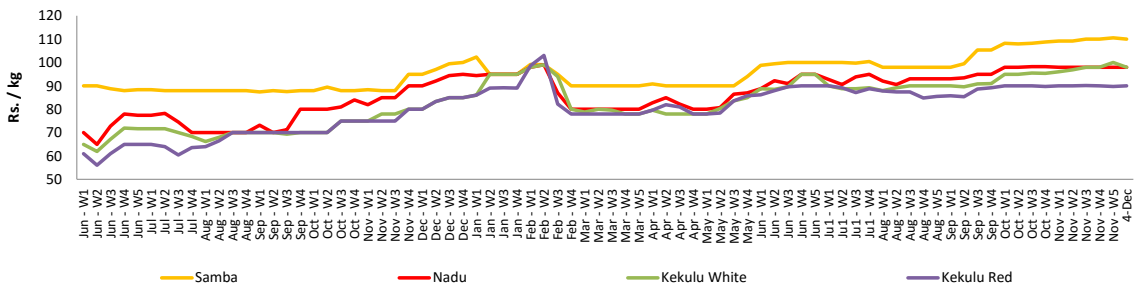


#### Pettah



### Retail Prices

#### Pettah



# Wholesale and Retail Prices of Selected Food Commodities - 2017/12/04

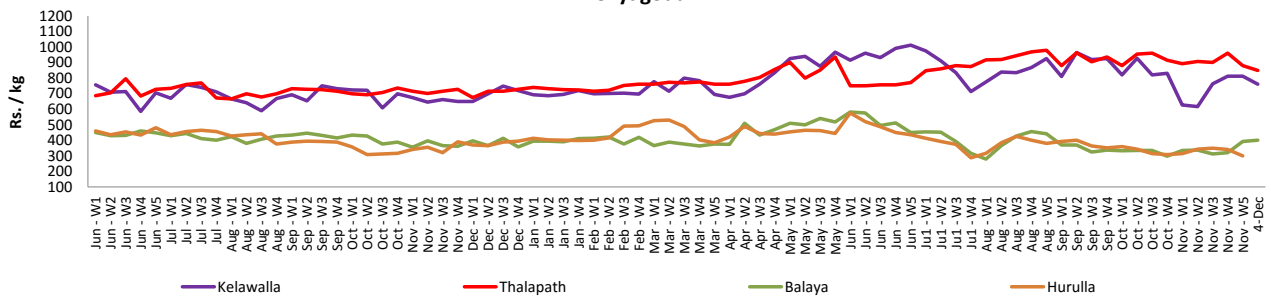
## Fish

Item	Unit	Wholesale				Retail			
		Peliyagoda		Negombo		Peliyagoda		Negombo	
		Previous 5 Days Average	Today	Previous 5 Days Average	Today	Previous 5 Days Average	Today	Previous 5 Days Average	Today
Kelawalla	Rs./Kg	538.00	520.00	452.00	560.00	810.00	760.00	660.00	760.00
Thalapath	Rs./Kg	710.00	700.00	604.00	720.00	880.00	850.00	808.00	900.00
Balaya	Rs./Kg	275.00	300.00	160.00	200.00	375.00	400.00	280.00	320.00
Paraw	Rs./Kg	493.00	480.00	482.00	550.00	850.00	850.00	682.00	800.00
Salaya	Rs./Kg	145.00	150.00	108.00	180.00	205.00	200.00	170.00	270.00
Hurulla	Rs./Kg	217.00	n.a.	194.00	320.00	317.00	n.a.	290.00	370.00

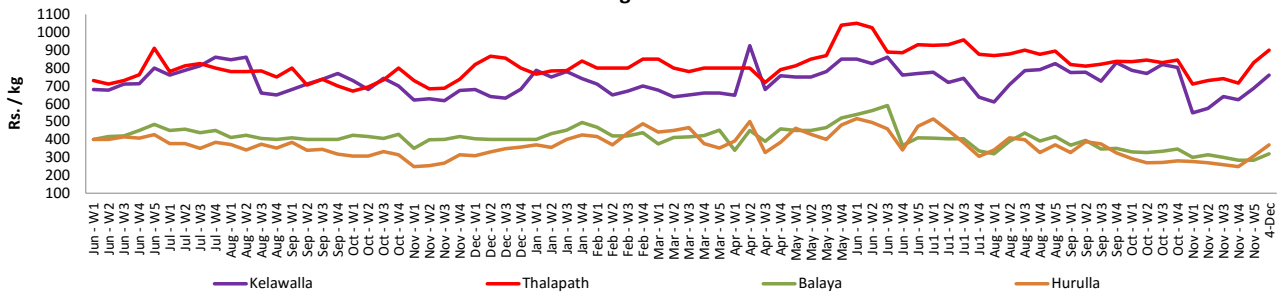
- Price increased by more than 5% compared to previous week average price.
- Price decreased by more than 5% compared to previous week average price.

### Retail Prices

#### Peliyagoda



#### Negombo



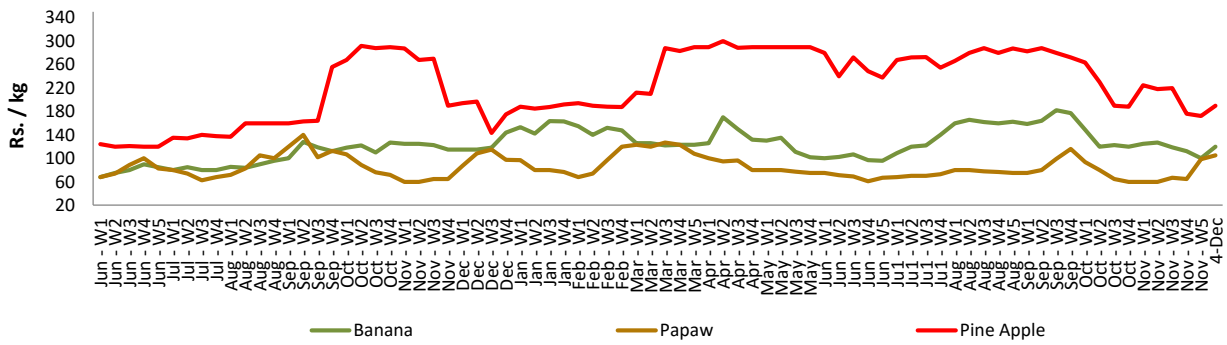
# Wholesale and Retail Prices of Selected Food Commodities - 2017/12/04

## Fruits

Item	Unit	Wholesale		Retail	
		Pettah			
		Previous 5 Days Average	Today	Previous 5 Days Average	Today
Banana (Sour)	Rs./Kg	75.00	80.00	100.00	120.00
Papaw	Rs./Kg	65.00	75.00	92.00	105.00
Pineapple	Rs./Kg	141.00	140.00	172.00	190.00

- Price increased by more than 5% compared to previous week average price.
- Price decreased by more than 5% compared to previous week average price.

Retail - Pettah



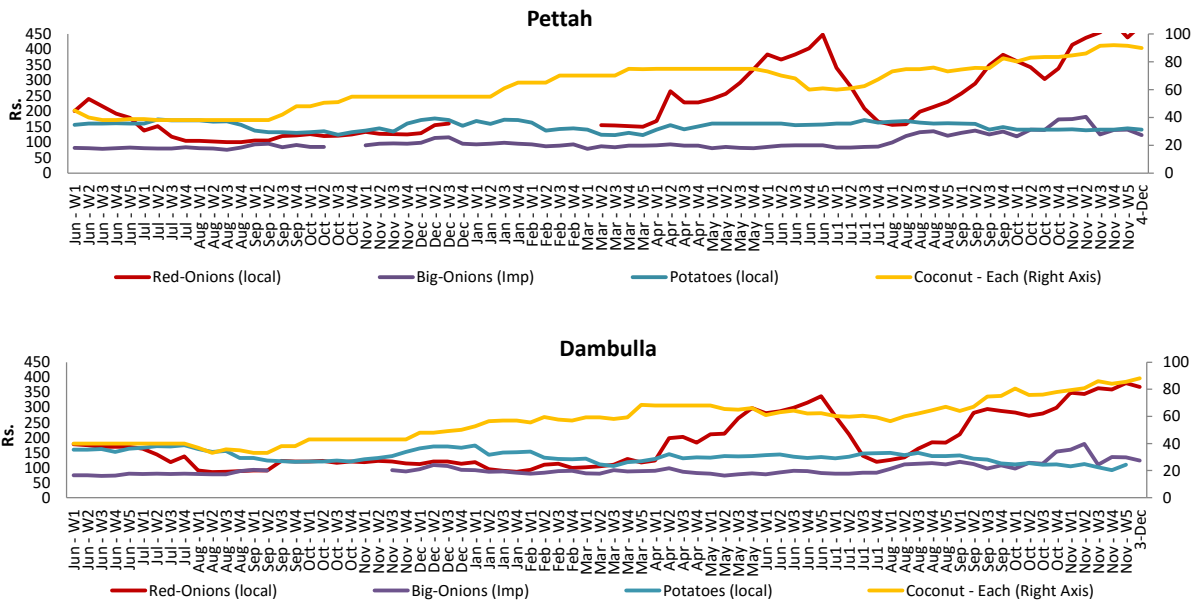
# Wholesale and Retail Prices of Selected Food Commodities - 2017/12/04

## Other

Item	Unit	Wholesale				Retail			
		Pettah		Dambulla		Pettah		Dambulla	
		Previous 5 Days Average	Today	Previous 5 Days Average	3-Dec	Previous 5 Days Average	Today	Previous 5 Days Average	3-Dec
Red-Onions (local)	Rs./Kg	398.00	430.00	361.00	355.00	450.00	480.00	374.00	368.00
Red-Onions (Imp)	Rs./Kg	375.00	n.a.	n.a.	n.a.	400.00	n.a.	n.a.	n.a.
Big-Onions (local)	Rs./Kg	130.00	n.a.	n.a.	n.a.	160.00	n.a.	n.a.	n.a.
Big-Onions (Imp)	Rs./Kg	121.00	105.00	121.00	113.00	140.00	123.00	133.00	123.00
Potatoes (local)	Rs./Kg	116.00	110.00	96.00	n.a.	144.00	140.00	109.00	n.a.
Potatoes (Imp)	Rs./Kg	49.00	50.00			70.00	70.00		
Dried Chillies (Imp)	Rs./Kg	210.00	210.00	203.00	210.00	251.00	250.00	215.00	220.00
Coconut	Rs./Nut	81.00	83.00	75.00	77.00	92.00	90.00	85.00	88.00
Coconut oil	Rs./Ltr	340.00	340.00			360.00	360.00		
Dhal	Rs./Kg	118.00	118.00			135.00	130.00		
Sugar	Rs./Kg	105.00	105.00			114.00	110.00		
Eggs	Rs./Each	13.00	13.00			14.00	14.00		
Katta	Rs./Kg	812.00	800.00			850.00	850.00		
Sprats	Rs./Kg	500.00	500.00			550.00	550.00		

- Price increased by more than 5% compared to previous week average price.
- Price decreased by more than 5% compared to previous week average price.

### Retail Prices



\* Prices of food commodities may vary due to quality and markets among other factors.