

Daily Price Report

A Summary of Price Developments - 30 November 2017



Vegetables

- Prices of most varieties of vegetables decreased in Pettah market due to lower demand amidst decline in general supply conditions.



Rice

- No significant price movement was observed of rice compared with the previous week in both Pettah and Marandagahamula markets.



Fish

- Prices of most varieties of fish increased in both Negombo and Peliyagoda markets due to adverse weather developments.



Other

- Prices of Potatoes (Local) increased in both Pettah and Damublla markets due to low supply.



Wholesale and Retail Prices of Selected Food Commodities - 2017/11/30

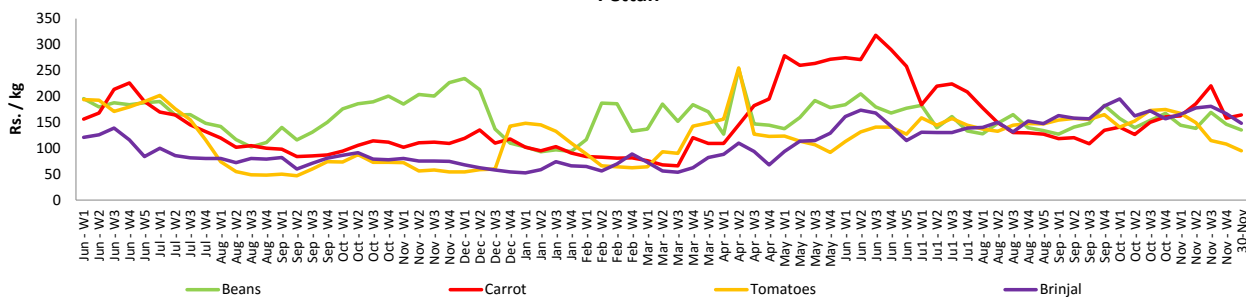
Vegetables

Item	Unit	Wholesale				Retail			
		Pettah		Dambulla		Pettah		Dambulla	
		Previous 5 Days Average	Today	Previous 5 Days Average	Today	Previous 5 Days Average	Today	Previous 5 Days Average	Today
Beans	Rs./Kg	117.00	110.00	93.00	95.00	147.00	135.00	113.00	115.00
Carrot	Rs./Kg	151.00	118.00	189.00	205.00	186.00	164.00	210.00	225.00
Cabbage	Rs./Kg	117.00	106.00	111.00	110.00	157.00	155.00	131.00	133.00
Tomatoes	Rs./Kg	70.00	58.00	56.00	53.00	105.00	95.00	76.00	73.00
Brinjal	Rs./Kg	137.00	116.00	122.00	125.00	173.00	148.00	143.00	145.00
Pumpkin	Rs./Kg	59.00	51.00	55.00	63.00	82.00	73.00	74.00	83.00
Snake gourd	Rs./Kg	127.00	112.00	100.00	83.00	161.00	148.00	120.00	103.00

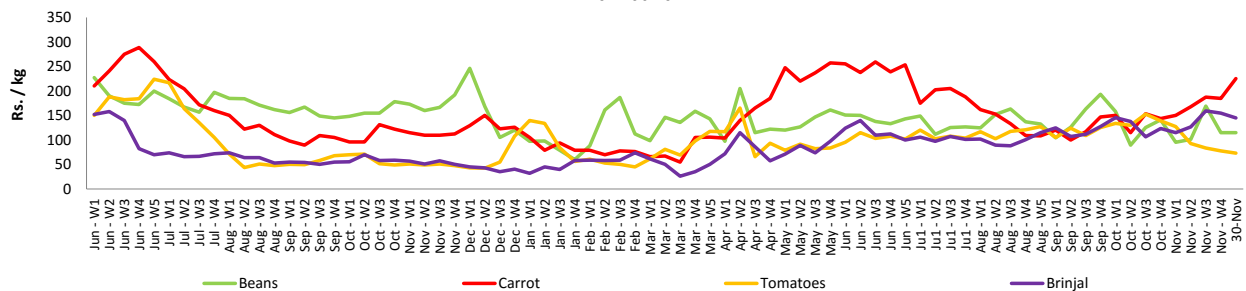
- Price increased by more than 5% compared to previous week average price.
- Price decreased by more than 5% compared to previous week average price.

Retail Prices

Pettah



Dambulla



Wholesale and Retail Prices of Selected Food Commodities - 2017/11/30

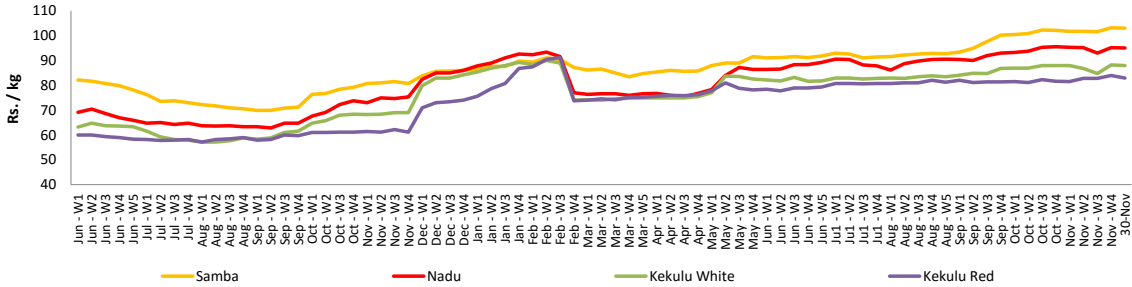
Rice

Item	Unit	Wholesale				Retail	
		Maradaghamula		Pettah		Pettah	
		Previous 5 Days Average	Today	Previous 5 Days Average	Today	Previous 5 Days Average	Today
Samba	Rs./Kg	103.00	103.00	103.00	106.00	110.00	112.00
Nadu	Rs./Kg	95.00	95.00	92.00	92.00	98.00	98.00
Kekulu White	Rs./Kg	88.00	88.00	93.00	93.00	99.00	100.00
Kekulu Red	Rs./Kg	83.00	83.00	82.00	82.00	90.00	89.00

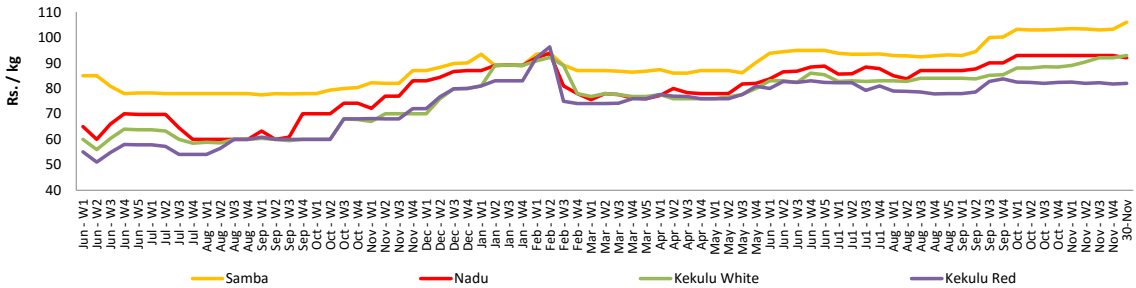
- Price increased by more than 5% compared to previous week average price.
- Price decreased by more than 5% compared to previous week average price.

Wholesale Prices

Maradaghamula

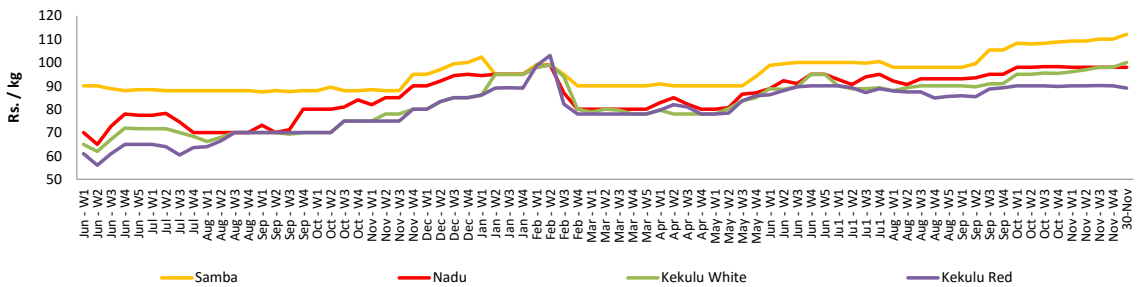


Pettah



Retail Prices

Pettah



Wholesale and Retail Prices of Selected Food Commodities - 2017/11/30

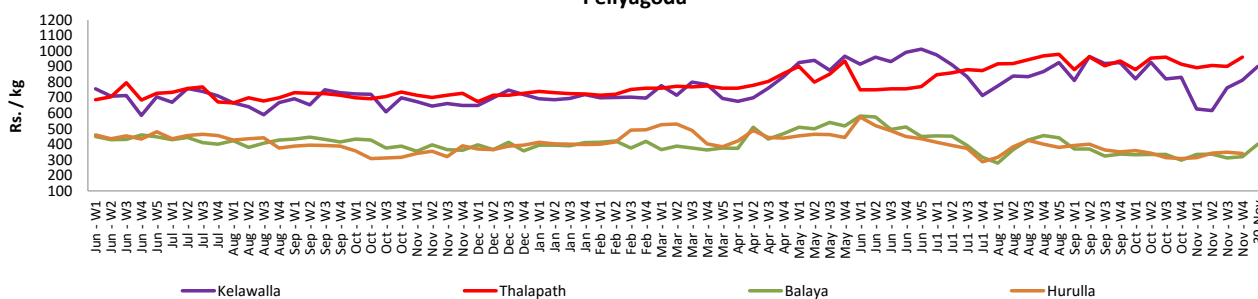
Fish

Item	Unit	Wholesale				Retail			
		Peliyagoda		Negombo		Peliyagoda		Negombo	
		Previous 5 Days Average	Today	Previous 5 Days Average	Today	Previous 5 Days Average	Today	Previous 5 Days Average	Today
Kelawalla	Rs./Kg	513.00	600.00	406.00	560.00	785.00	900.00	618.00	760.00
Thalapath	Rs./Kg	740.00	n.a.	556.00	720.00	907.00	n.a.	768.00	900.00
Balaya	Rs./Kg	255.00	300.00	148.00	200.00	355.00	400.00	268.00	320.00
Paraw	Rs./Kg	460.00	550.00	464.00	530.00	817.00	900.00	664.00	730.00
Salaya	Rs./Kg	130.00	160.00	94.00	150.00	190.00	220.00	152.00	220.00
Hurulla	Rs./Kg	225.00	n.a.	174.00	250.00	325.00	n.a.	258.00	380.00

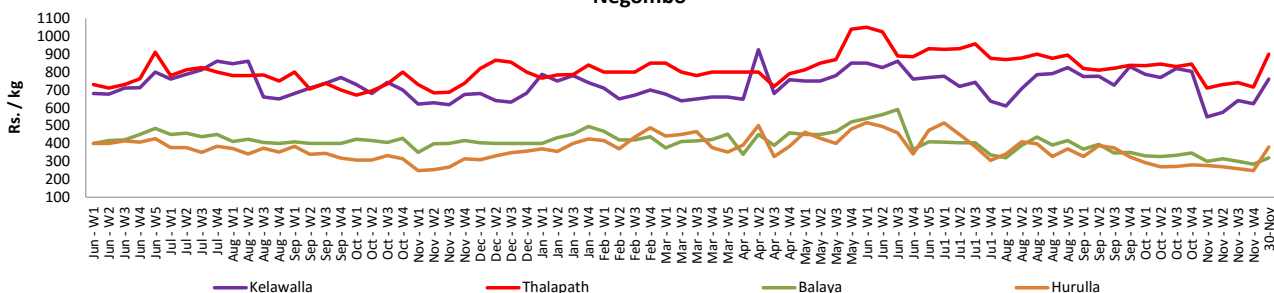
- Price increased by more than 5% compared to previous week average price.
- Price decreased by more than 5% compared to previous week average price.

Retail Prices

Peliyagoda



Negombo



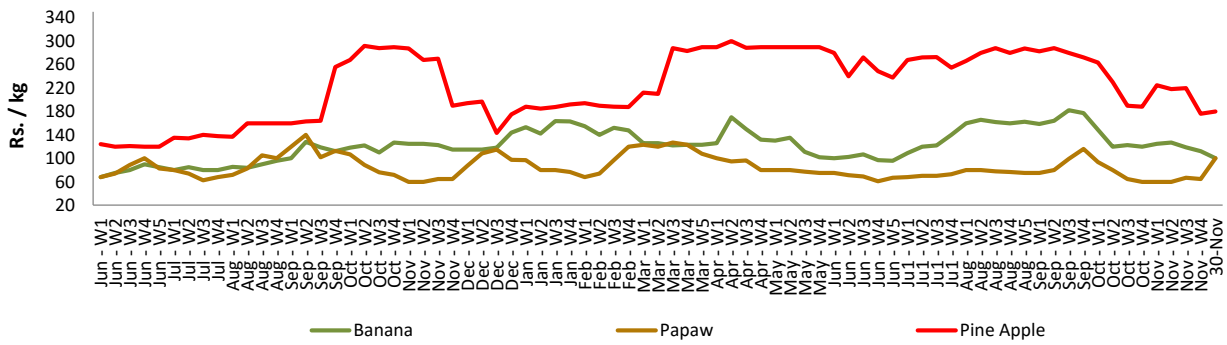
Wholesale and Retail Prices of Selected Food Commodities - 2017/11/30

Fruits

Item	Unit	Wholesale		Retail	
		Pettah			
		Previous 5 Days Average	Today	Previous 5 Days Average	Today
Banana (Sour)	Rs./Kg	75.00	75.00	102.00	100.00
Papaw	Rs./Kg	60.00	70.00	85.00	100.00
Pineapple	Rs./Kg	140.00	145.00	168.00	180.00

- Price increased by more than 5% compared to previous week average price.
- Price decreased by more than 5% compared to previous week average price.

Retail - Pettah



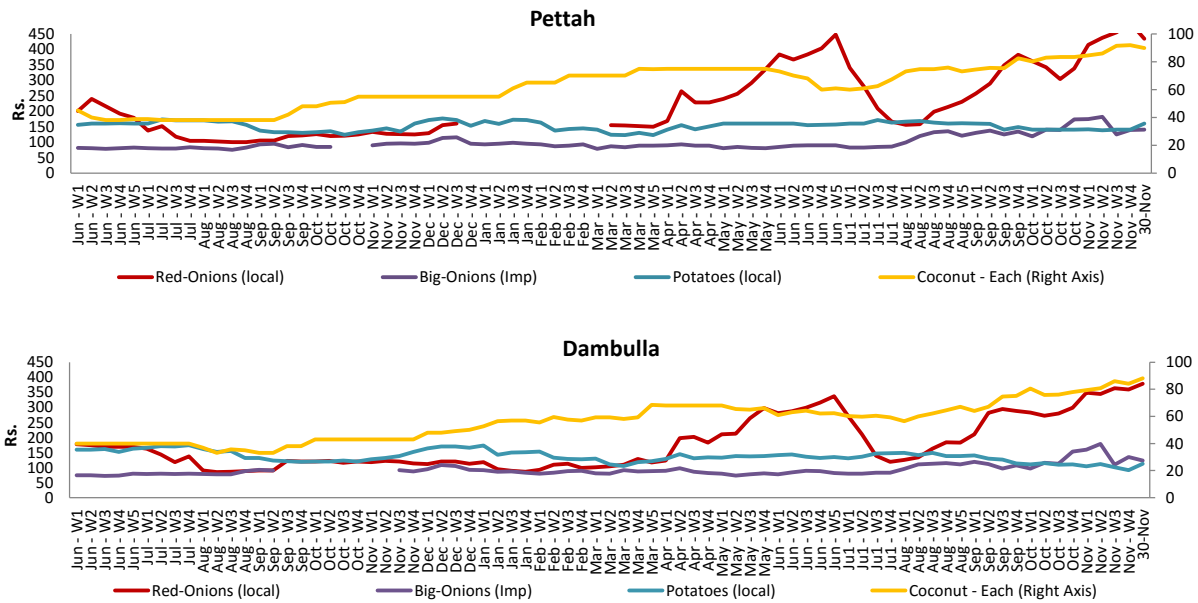
Wholesale and Retail Prices of Selected Food Commodities - 2017/11/30

Other

Item	Unit	Wholesale				Retail			
		Pettah		Dambulla		Pettah		Dambulla	
		Previous 5 Days Average	Today	Previous 5 Days Average	Today	Previous 5 Days Average	Today	Previous 5 Days Average	Today
Red-Onions (local)	Rs./Kg	411.00	383.00	355.00	365.00	463.00	435.00	368.00	378.00
Red-Onions (Imp)	Rs./Kg	380.00	360.00	n.a.	n.a.	400.00	400.00	n.a.	n.a.
Big-Onions (local)	Rs./Kg	130.00	n.a.	n.a.	n.a.	160.00	n.a.	n.a.	n.a.
Big-Onions (Imp)	Rs./Kg	121.00	123.00	125.00	113.00	140.00	140.00	137.00	123.00
Potatoes (local)	Rs./Kg	110.00	140.00	91.00	95.00	140.00	160.00	103.00	113.00
Potatoes (Imp)	Rs./Kg	49.00	48.00			69.00	70.00		
Dried Chillies (Imp)	Rs./Kg	210.00	210.00	201.00	210.00	250.00	255.00	212.00	225.00
Coconut	Rs./Nut	82.00	80.00	74.00	78.00	92.00	90.00	84.00	88.00
Coconut oil	Rs./Ltr	340.00	340.00			360.00	360.00		
Dhal	Rs./Kg	121.00	114.00			137.00	133.00		
Sugar	Rs./Kg	105.00	105.00			113.00	115.00		
Eggs	Rs./Each	13.00	13.00			14.00	14.00		
Katta	Rs./Kg	808.00	820.00			850.00	850.00		
Sprats	Rs./Kg	500.00	500.00			550.00	550.00		

- Price increased by more than 5% compared to previous week average price.
- Price decreased by more than 5% compared to previous week average price.

Retail Prices



* Prices of food commodities may vary due to quality and markets among other factors.