

Daily Price Report

A Summary of Price Developments - 29 November 2017



Vegetables

- Prices of most varieties of vegetables demonstrated mixed movements in both Pettah and Dambulla markets.



Rice

- No significant price movement was observed of rice compared with the previous week in both Pettah and Marandagahamula markets.



Fish

- Prices of most varieties of fish increased in both Negombo and Peliyagoda markets due to adverse weather developments.



Other

- Prices of Coconut settled at levels in both Pettah and Dambulla markets after continuous increase observed during the previous month.



Wholesale and Retail Prices of Selected Food Commodities - 2017/11/29

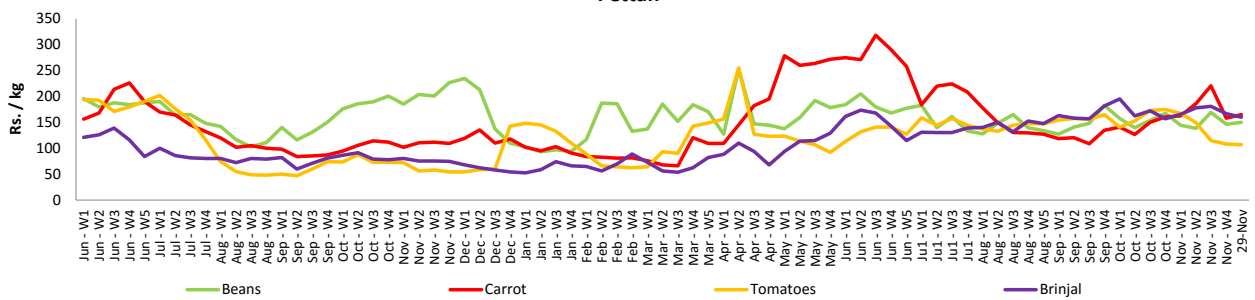
Vegetables

Item	Unit	Wholesale				Retail			
		Pettah		Dambulla		Pettah		Dambulla	
		Previous 5 Days Average	Today	Previous 5 Days Average	Today	Previous 5 Days Average	Today	Previous 5 Days Average	Today
Beans	Rs./Kg	116.00	117.00	87.00	95.00	147.00	150.00	107.00	115.00
Carrot	Rs./Kg	152.00	133.00	176.00	210.00	187.00	165.00	196.00	233.00
Cabbage	Rs./Kg	117.00	100.00	103.00	115.00	155.00	140.00	123.00	135.00
Tomatoes	Rs./Kg	72.00	70.00	55.00	48.00	107.00	107.00	75.00	68.00
Brinjal	Rs./Kg	135.00	130.00	128.00	105.00	173.00	160.00	149.00	125.00
Pumpkin	Rs./Kg	61.00	50.00	54.00	63.00	84.00	70.00	74.00	83.00
Snake gourd	Rs./Kg	127.00	117.00	96.00	95.00	162.00	147.00	116.00	115.00

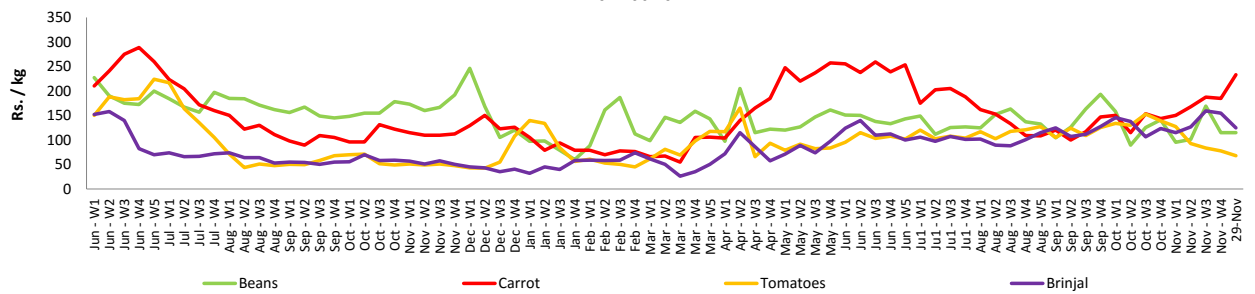
- Price increased by more than 5% compared to previous week average price.
- Price decreased by more than 5% compared to previous week average price.

Retail Prices

Pettah



Dambulla



Wholesale and Retail Prices of Selected Food Commodities - 2017/11/29

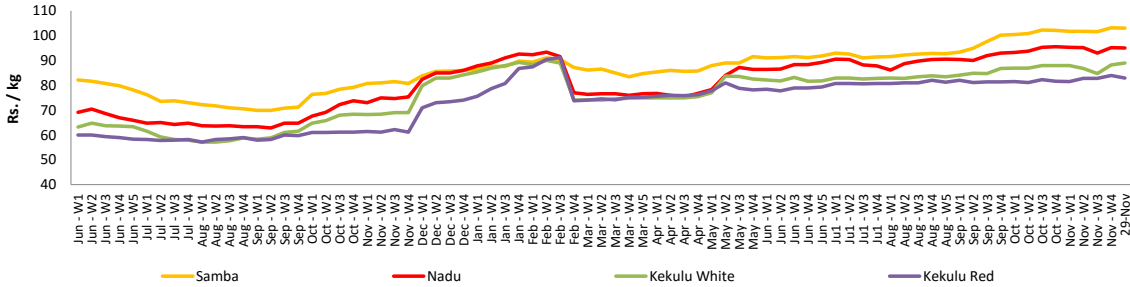
Rice

Item	Unit	Wholesale				Retail	
		Maradaghamula		Pettah		Pettah	
		Previous 5 Days Average	Today	Previous 5 Days Average	Today	Previous 5 Days Average	Today
Samba	Rs./Kg	103.00	103.00	103.00	103.00	110.00	110.00
Nadu	Rs./Kg	95.00	95.00	93.00	92.00	98.00	98.00
Kekulu White	Rs./Kg	88.00	89.00	92.00	93.00	99.00	100.00
Kekulu Red	Rs./Kg	84.00	83.00	82.00	83.00	90.00	90.00

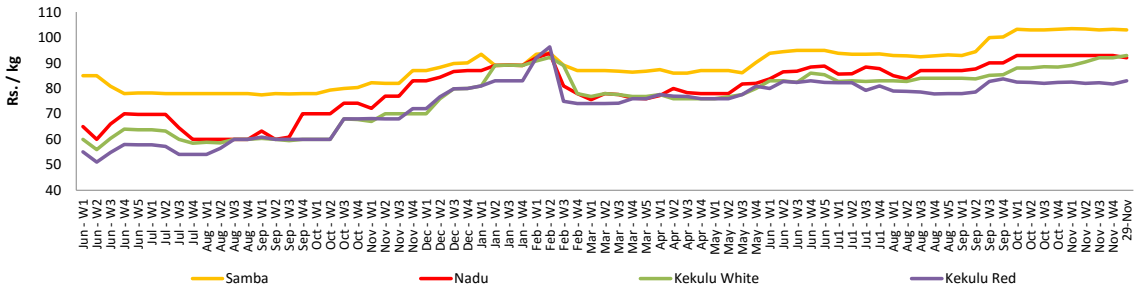
- Price increased by more than 5% compared to previous week average price.
- Price decreased by more than 5% compared to previous week average price.

Wholesale Prices

Maradaghamula

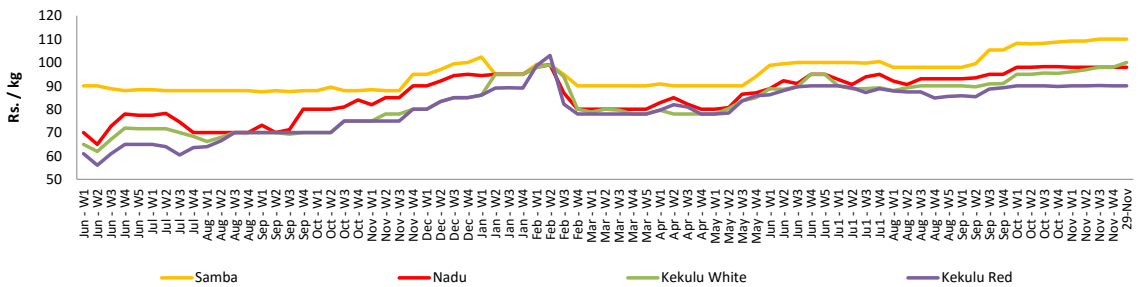


Pettah



Retail Prices

Pettah



Wholesale and Retail Prices of Selected Food Commodities - 2017/11/29

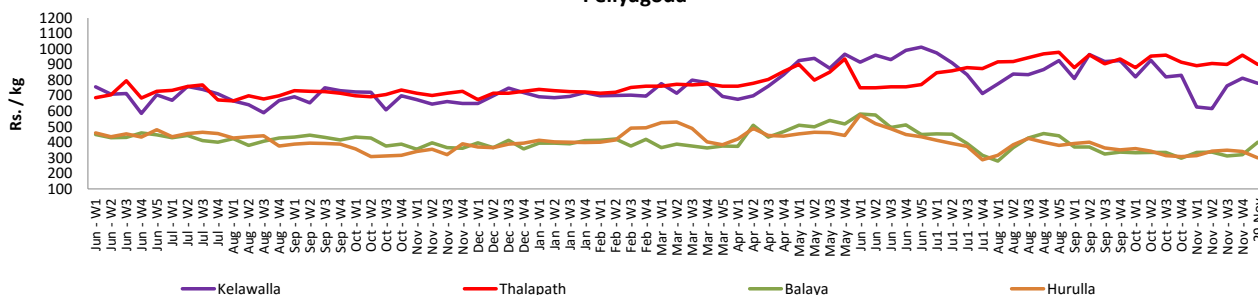
Fish

Item	Unit	Wholesale				Retail			
		Peliyagoda		Negombo		Peliyagoda		Negombo	
		Previous 5 Days Average	Today	Previous 5 Days Average	Today	Previous 5 Days Average	Today	Previous 5 Days Average	Today
Kelawalla	Rs./Kg	505.00	530.00	382.00	520.00	790.00	780.00	604.00	720.00
Thalapath	Rs./Kg	767.00	720.00	530.00	630.00	927.00	900.00	742.00	850.00
Balaya	Rs./Kg	235.00	300.00	148.00	160.00	335.00	400.00	272.00	280.00
Paraw	Rs./Kg	450.00	480.00	462.00	480.00	800.00	850.00	658.00	680.00
Salaya	Rs./Kg	115.00	160.00	88.00	120.00	175.00	220.00	150.00	180.00
Hurulla	Rs./Kg	238.00	200.00	166.00	200.00	338.00	300.00	246.00	320.00

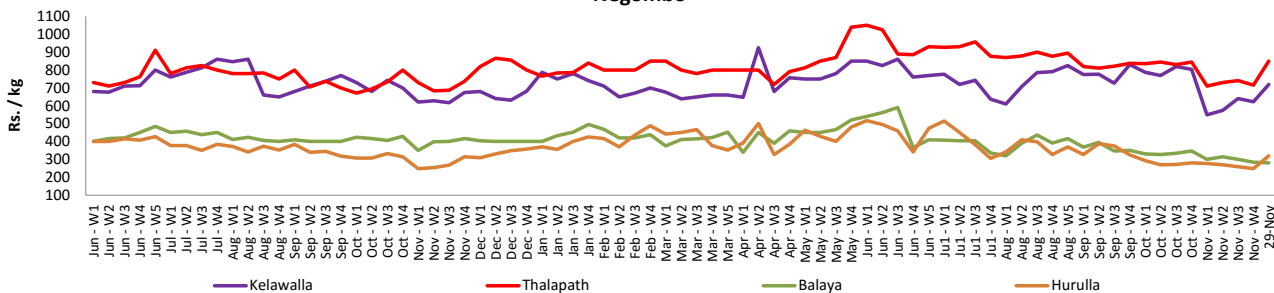
- Price increased by more than 5% compared to previous week average price.
- Price decreased by more than 5% compared to previous week average price.

Retail Prices

Peliyagoda



Negombo



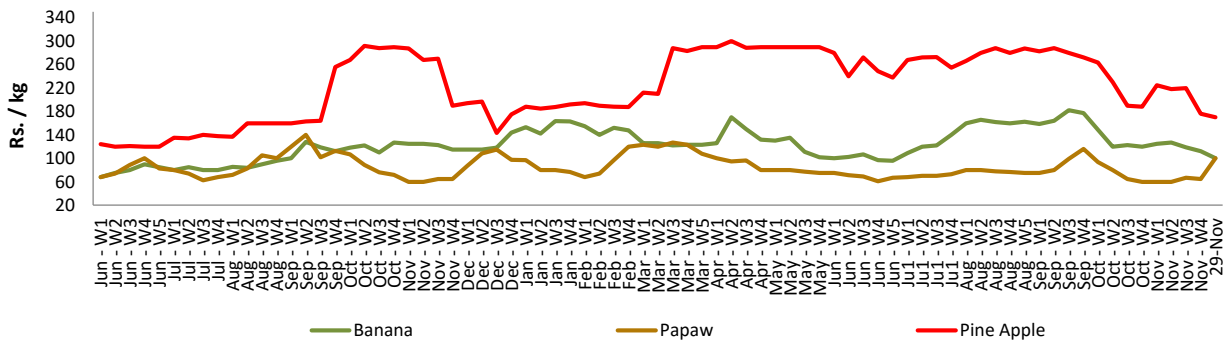
Wholesale and Retail Prices of Selected Food Commodities - 2017/11/29

Fruits

Item	Unit	Wholesale		Retail	
		Pettah			
		Previous 5 Days Average	Today	Previous 5 Days Average	Today
Banana (Sour)	Rs./Kg	76.00	75.00	104.00	100.00
Papaw	Rs./Kg	54.00	75.00	78.00	100.00
Pineapple	Rs./Kg	140.00	140.00	168.00	170.00

- Price increased by more than 5% compared to previous week average price.
- Price decreased by more than 5% compared to previous week average price.

Retail - Pettah



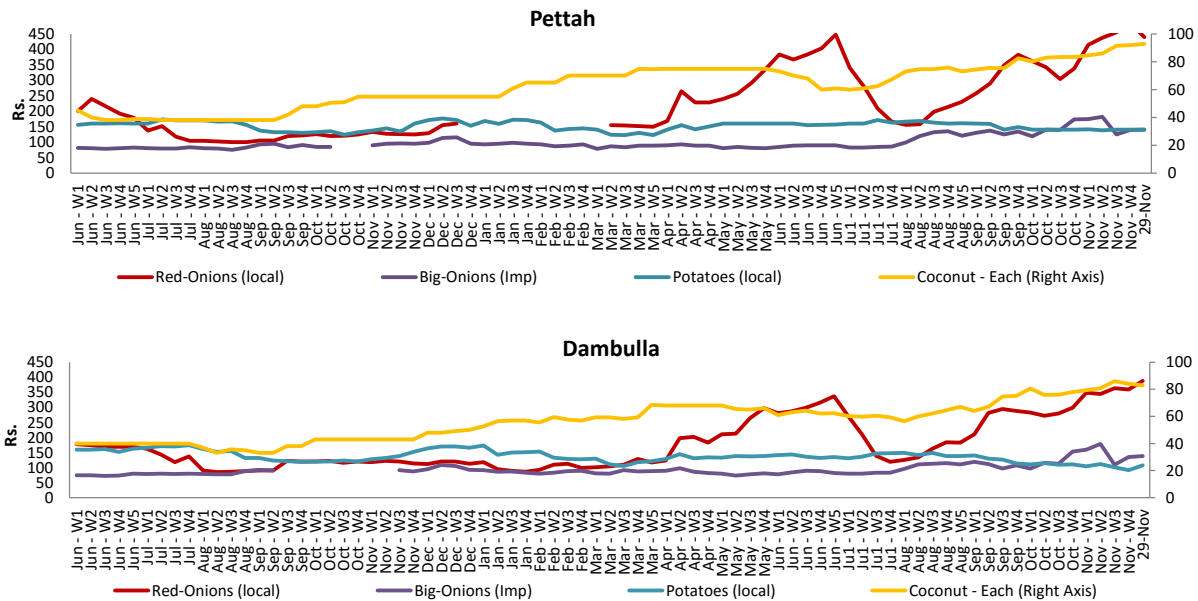
Wholesale and Retail Prices of Selected Food Commodities - 2017/11/29

Other

Item	Unit	Wholesale				Retail			
		Pettah		Dambulla		Pettah		Dambulla	
		Previous 5 Days Average	Today	Previous 5 Days Average	Today	Previous 5 Days Average	Today	Previous 5 Days Average	Today
Red-Onions (local)	Rs./Kg	419.00	400.00	349.00	375.00	471.00	440.00	362.00	388.00
Red-Onions (Imp)	Rs./Kg	380.00	380.00	n.a.	n.a.	400.00	400.00	n.a.	n.a.
Big-Onions (local)	Rs./Kg	130.00	n.a.	n.a.	n.a.	160.00	n.a.	n.a.	n.a.
Big-Onions (Imp)	Rs./Kg	120.00	123.00	126.00	125.00	140.00	140.00	137.00	138.00
Potatoes (local)	Rs./Kg	110.00	110.00	87.00	95.00	140.00	140.00	99.00	108.00
Potatoes (Imp)	Rs./Kg	49.00	50.00			68.00	70.00		
Dried Chillies (Imp)	Rs./Kg	210.00	210.00	200.00	210.00	250.00	250.00	212.00	220.00
Coconut	Rs./Nut	82.00	81.00	75.00	73.00	91.00	93.00	85.00	83.00
Coconut oil	Rs./Ltr	340.00	340.00			360.00	360.00		
Dhal	Rs./Kg	124.00	118.00			138.00	135.00		
Sugar	Rs./Kg	105.00	105.00			112.00	115.00		
Eggs	Rs./Each	13.00	13.00			14.00	14.00		
Katta	Rs./Kg	804.00	820.00			850.00	850.00		
Sprats	Rs./Kg	500.00	500.00			550.00	550.00		

- Price increased by more than 5% compared to previous week average price.
- Price decreased by more than 5% compared to previous week average price.

Retail Prices



* Prices of food commodities may vary due to quality and markets among other factors.