

Daily Price Report

A Summary of Price Developments - 23 November 2017



Vegetables

- Prices of most varieties of vegetables decreased in Pettah market while prices in Dambulla market demonstrate mixed movements.



Rice

- No significant price movement was observed of rice compared with the previous week in both Pettah and Marandagahamula markets.



Fish

- Prices of most varieties of fish decreased in both Peliyagoda and Negombo markets due to favourable supply developments from Northwest coast.



Other

- Prices of Potatoes (Imported) continued to decrease in Pettah market due to increased supply of various varieties.



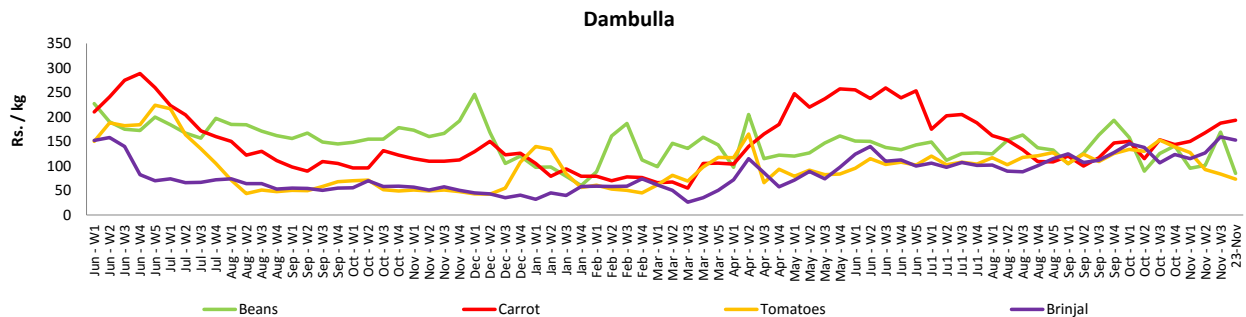
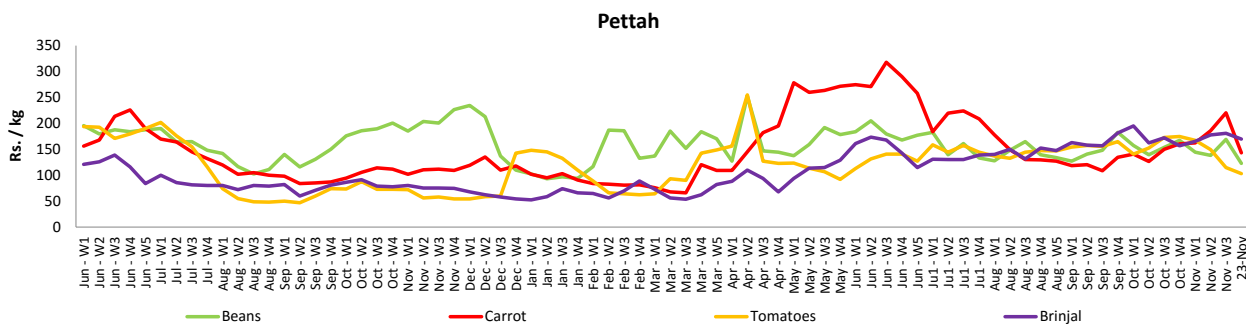
Wholesale and Retail Prices of Selected Food Commodities - 2017/11/23

Vegetables

Item	Unit	Wholesale				Retail			
		Pettah		Dambulla		Pettah		Dambulla	
		Previous 5 Days Average	Today	Previous 5 Days Average	Today	Previous 5 Days Average	Today	Previous 5 Days Average	Today
Beans	Rs./Kg	144.00	90.00	125.00	65.00	176.00	123.00	145.00	85.00
Carrot	Rs./Kg	161.00	117.00	156.00	173.00	206.00	143.00	176.00	193.00
Cabbage	Rs./Kg	113.00	93.00	98.00	125.00	150.00	127.00	118.00	145.00
Tomatoes	Rs./Kg	75.00	70.00	48.00	53.00	111.00	103.00	68.00	73.00
Brinjal	Rs./Kg	134.00	138.00	140.00	130.00	169.00	170.00	160.00	153.00
Pumpkin	Rs./Kg	66.00	59.00	60.00	60.00	91.00	77.00	80.00	80.00
Snake gourd	Rs./Kg	133.00	119.00	99.00	108.00	166.00	150.00	121.00	128.00

- Price increased by more than 5% compared to previous week average price.
- Price decreased by more than 5% compared to previous week average price.

Retail Prices



Wholesale and Retail Prices of Selected Food Commodities - 2017/11/23

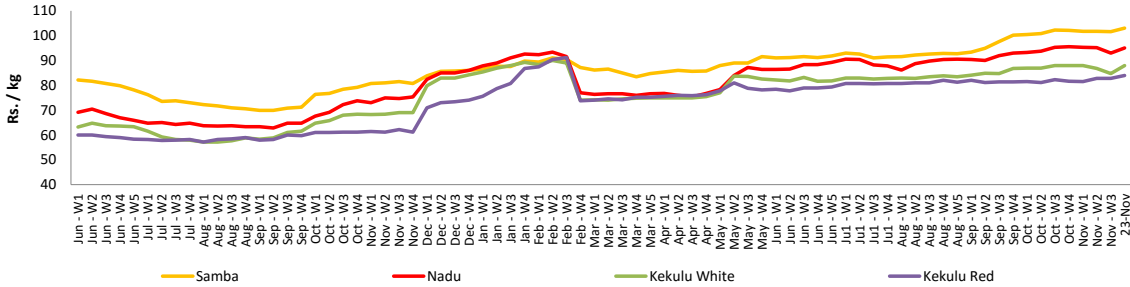
Rice

Item	Unit	Wholesale				Retail	
		Maradaghamula		Pettah		Pettah	
		Previous 5 Days Average	Today	Previous 5 Days Average	Today	Previous 5 Days Average	Today
Samba	Rs./Kg	103.00	103.00	103.00	103.00	110.00	110.00
Nadu	Rs./Kg	94.00	95.00	93.00	93.00	98.00	98.00
Kekulu White	Rs./Kg	87.00	88.00	92.00	92.00	98.00	98.00
Kekulu Red	Rs./Kg	83.00	84.00	82.00	82.00	90.00	90.00

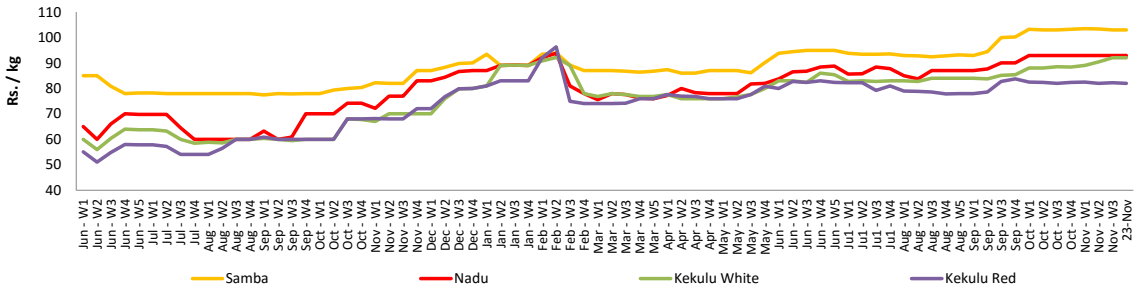
- Price increased by more than 5% compared to previous week average price.
- Price decreased by more than 5% compared to previous week average price.

Wholesale Prices

Maradaghamula



Pettah



Wholesale and Retail Prices of Selected Food Commodities - 2017/11/23

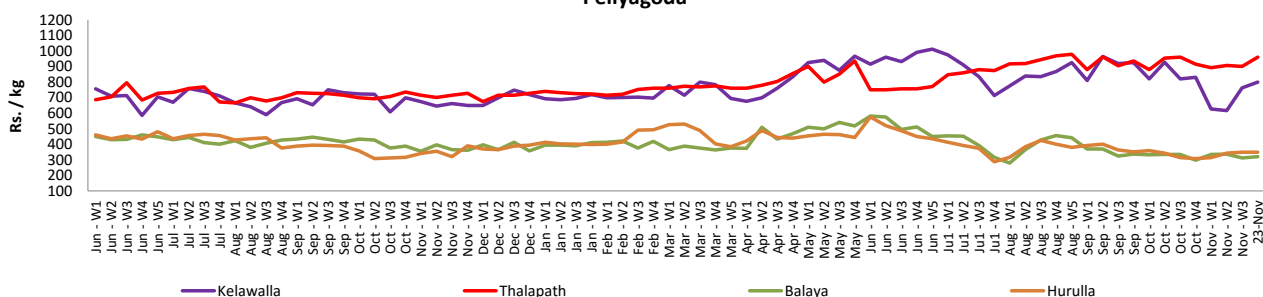
Fish

Item	Unit	Wholesale				Retail			
		Peliyagoda		Negombo		Peliyagoda		Negombo	
		Previous 5 Days Average	Today	Previous 5 Days Average	Today	Previous 5 Days Average	Today	Previous 5 Days Average	Today
Kelawalla	Rs./Kg	530.00	500.00	460.00	330.00	836.00	800.00	670.00	550.00
Thalapath	Rs./Kg	783.00	800.00	528.00	480.00	940.00	960.00	726.00	700.00
Balaya	Rs./Kg	220.00	220.00	160.00	140.00	320.00	320.00	300.00	260.00
Paraw	Rs./Kg	502.00	450.00	470.00	440.00	840.00	800.00	650.00	640.00
Salaya	Rs./Kg	108.00	100.00	100.00	80.00	168.00	160.00	168.00	130.00
Hurulla	Rs./Kg	240.00	250.00	164.00	150.00	340.00	350.00	264.00	220.00

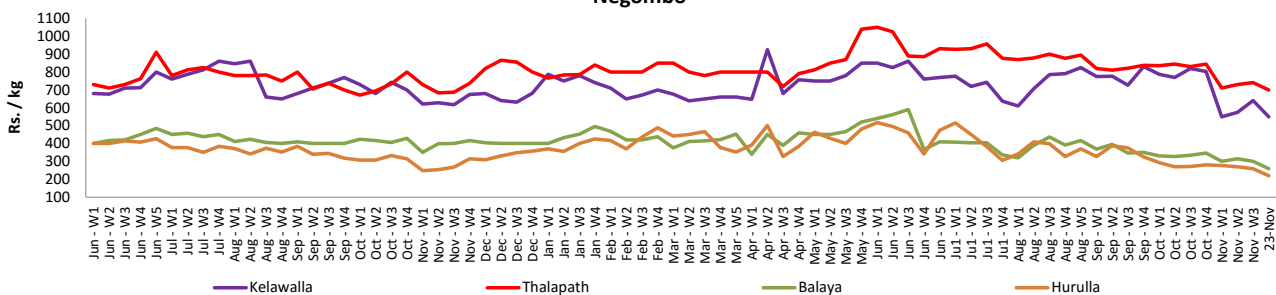
- Price increased by more than 5% compared to previous week average price.
- Price decreased by more than 5% compared to previous week average price.

Retail Prices

Peliyagoda



Negombo



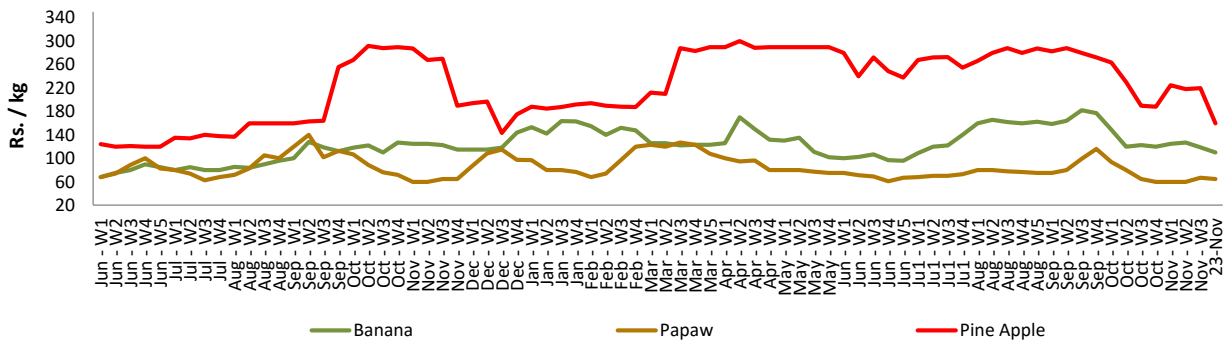
Wholesale and Retail Prices of Selected Food Commodities - 2017/11/23

Fruits

Item	Unit	Wholesale		Retail	
		Pettah			
		Previous 5 Days Average	Today	Previous 5 Days Average	Today
Banana (Sour)	Rs./Kg	82.00	75.00	118.00	110.00
Papaw	Rs./Kg	46.00	45.00	68.00	65.00
Pineapple	Rs./Kg	156.00	140.00	194.00	160.00

- Price increased by more than 5% compared to previous week average price.
- Price decreased by more than 5% compared to previous week average price.

Retail - Pettah



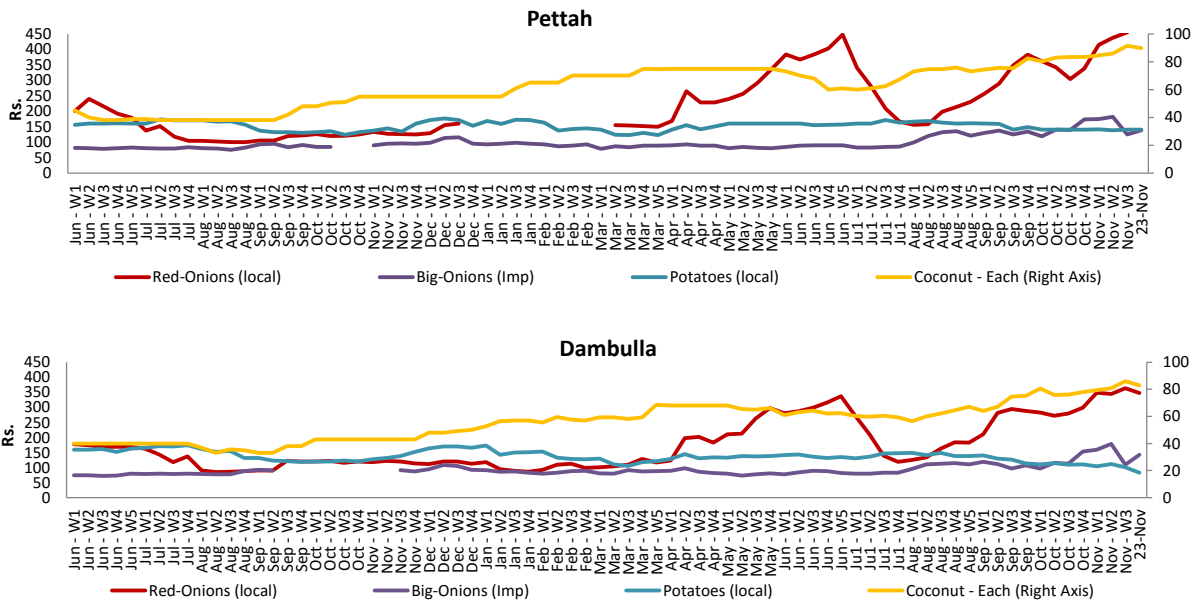
Wholesale and Retail Prices of Selected Food Commodities - 2017/11/23

Other

Item	Unit	Wholesale				Retail			
		Pettah		Dambulla		Pettah		Dambulla	
		Previous 5 Days Average	Today	Previous 5 Days Average	Today	Previous 5 Days Average	Today	Previous 5 Days Average	Today
Red-Onions (local)	Rs./Kg	433.00	450.00	351.00	335.00	479.00	500.00	365.00	348.00
Red-Onions (Imp)	Rs./Kg	n.a.	n.a.	n.a.	n.a.	n.a.	n.a.	n.a.	n.a.
Big-Onions (local)	Rs./Kg	130.00	130.00	n.a.	n.a.	155.00	160.00	n.a.	n.a.
Big-Onions (Imp)	Rs./Kg	118.00	120.00	116.00	133.00	137.00	138.00	127.00	143.00
Potatoes (local)	Rs./Kg	108.00	110.00	81.00	73.00	140.00	140.00	94.00	83.00
Potatoes (Imp)	Rs./Kg	55.00	48.00			80.00	65.00		
Dried Chillies (Imp)	Rs./Kg	211.00	210.00	207.00	203.00	250.00	250.00	220.00	213.00
Coconut	Rs./Nut	83.00	83.00	76.00	73.00	93.00	90.00	85.00	83.00
Coconut oil	Rs./Ltr	340.00	340.00			360.00	360.00		
Dhal	Rs./Kg	129.00	130.00			143.00	140.00		
Sugar	Rs./Kg	105.00	105.00			110.00	110.00		
Eggs	Rs./Each	13.00	13.00			14.00	14.00		
Katta	Rs./Kg	800.00	800.00			850.00	850.00		
Sprats	Rs./Kg	500.00	500.00			550.00	550.00		

- Price increased by more than 5% compared to previous week average price.
- Price decreased by more than 5% compared to previous week average price.

Retail Prices



* Prices of food commodities may vary due to quality and markets among other factors.