

Daily Price Report

A Summary of Price Developments - 22 November 2017



Vegetables

- Prices of most varieties of vegetables decreased in both Pettah and Dambulla markets due to favourable supply.



Rice

- No significant price movement was observed of rice compared with the previous week in both Pettah and Marandagamula markets.



Other

- Prices of Big Onions (Imported) settled around levels from sharp decline observed during the last week.
- Prices of Potatoes (Imported) continued to decrease in Pettah



Statistics Department
Central Bank of Sri Lanka

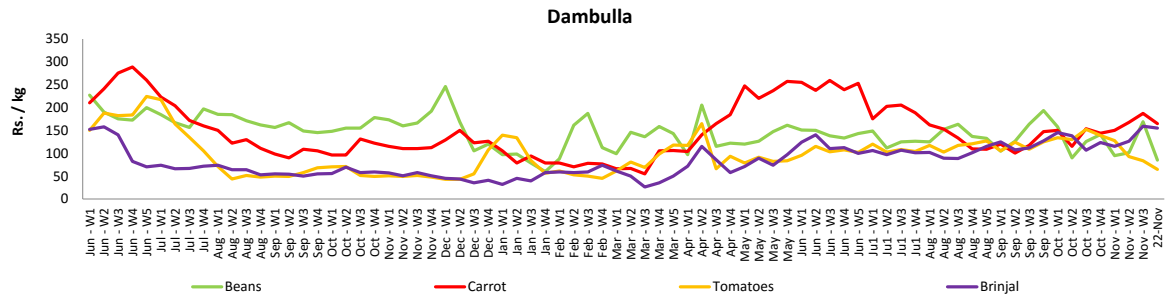
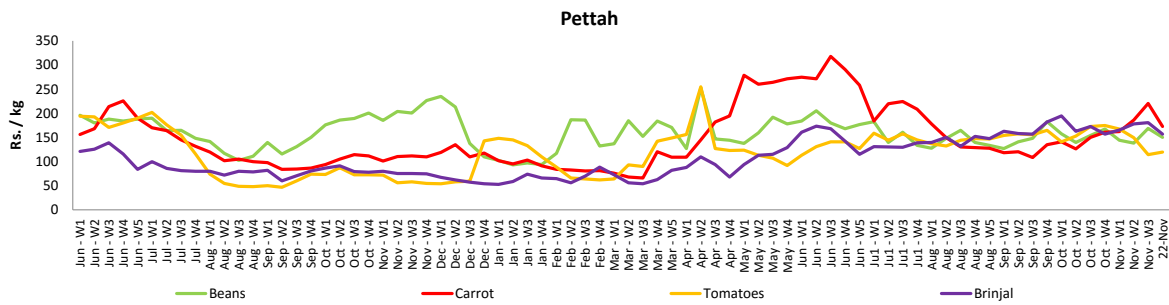
Wholesale and Retail Prices of Selected Food Commodities - 2017/11/22

Vegetables

Item	Unit	Wholesale				Retail			
		Pettah		Dambulla		Pettah		Dambulla	
		Previous 5 Days Average	Today	Previous 5 Days Average	Today	Previous 5 Days Average	Today	Previous 5 Days Average	Today
Beans	Rs./Kg	145.00	113.00	145.00	65.00	175.00	150.00	165.00	85.00
Carrot	Rs./Kg	163.00	137.00	160.00	145.00	207.00	173.00	180.00	165.00
Cabbage	Rs./Kg	115.00	97.00	103.00	73.00	152.00	133.00	123.00	93.00
Tomatoes	Rs./Kg	74.00	78.00	53.00	45.00	109.00	120.00	73.00	65.00
Brinjal	Rs./Kg	139.00	123.00	141.00	135.00	173.00	157.00	161.00	155.00
Pumpkin	Rs./Kg	69.00	58.00	58.00	60.00	95.00	80.00	78.00	80.00
Snake gourd	Rs./Kg	135.00	117.00	105.00	75.00	169.00	153.00	127.00	95.00

- Price increased by more than 5% compared to previous week average price.
- Price decreased by more than 5% compared to previous week average price.

Retail Prices



Wholesale and Retail Prices of Selected Food Commodities - 2017/11/22

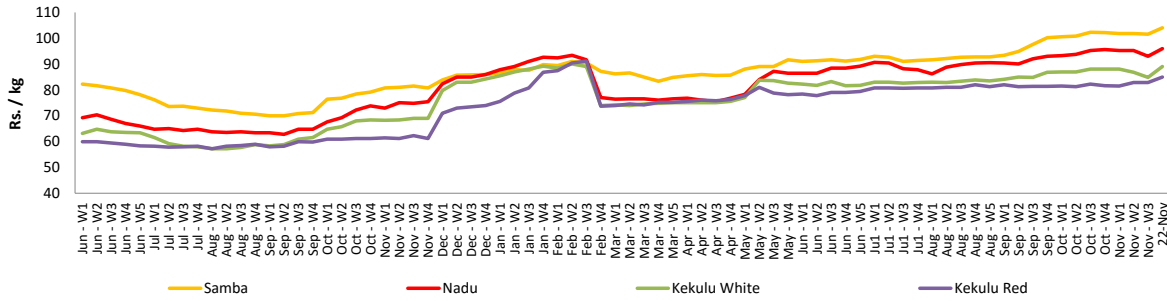
Rice

Item	Unit	Wholesale				Retail	
		Maradagahamula		Pettah		Pettah	
		Previous 5 Days Average	Today	Previous 5 Days Average	Today	Previous 5 Days Average	Today
Samba	Rs./Kg	102.00	104.00	103.00	103.00	110.00	110.00
Nadu	Rs./Kg	94.00	96.00	93.00	93.00	98.00	98.00
Kekulu White	Rs./Kg	87.00	89.00	92.00	92.00	98.00	98.00
Kekulu Red	Rs./Kg	83.00	85.00	82.00	82.00	90.00	90.00

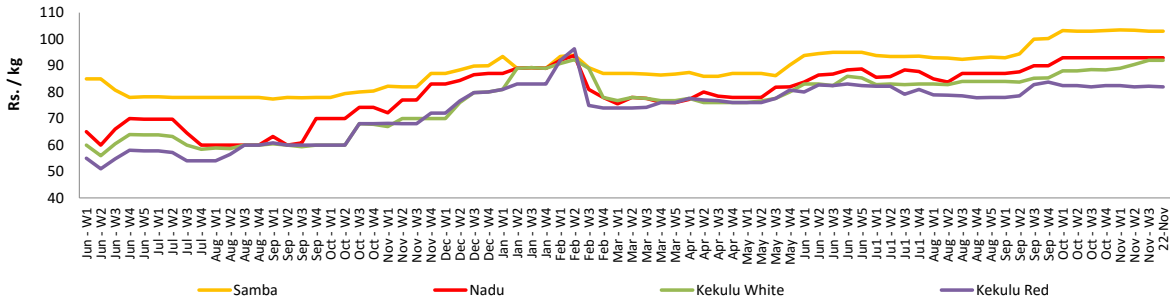
- Price increased by more than 5% compared to previous week average price.
- Price decreased by more than 5% compared to previous week average price.

Wholesale Prices

Maradagahamula

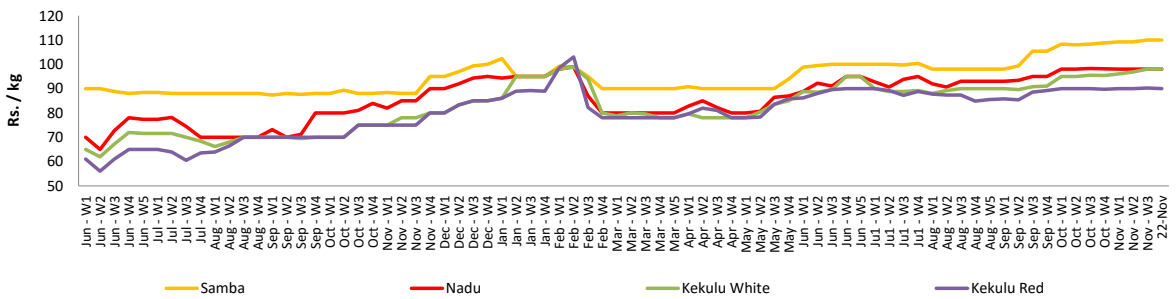


Pettah



Retail Prices

Pettah



Wholesale and Retail Prices of Selected Food Commodities - 2017/11/22

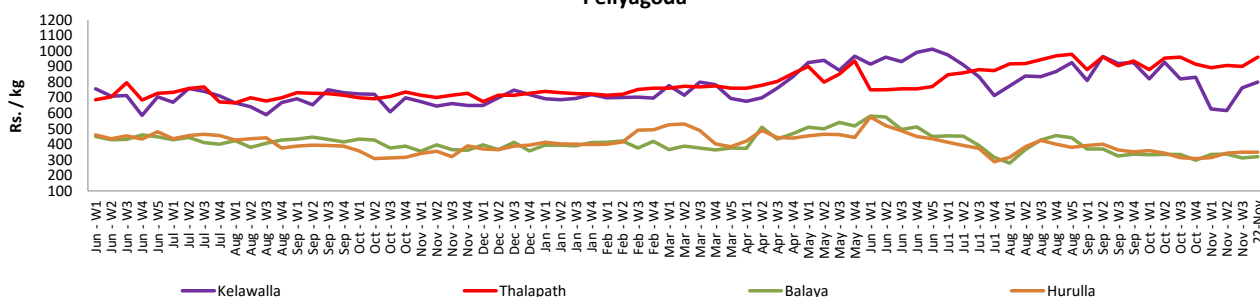
Fish

Item	Unit	Wholesale				Retail			
		Peliyagoda		Negombo		Peliyagoda		Negombo	
		Previous 5 Days Average	Today	Previous 5 Days Average	Today	Previous 5 Days Average	Today	Previous 5 Days Average	Today
Kelawalla	Rs./Kg	540.00	500.00	476.00	400.00	848.00	800.00	676.00	650.00
Thalapath	Rs./Kg	767.00	800.00	534.00	500.00	920.00	960.00	732.00	720.00
Balaya	Rs./Kg	216.00	220.00	160.00	160.00	316.00	320.00	300.00	300.00
Paraw	Rs./Kg	528.00	450.00	480.00	470.00	860.00	800.00	660.00	650.00
Salaya	Rs./Kg	108.00	100.00	100.00	90.00	168.00	160.00	164.00	170.00
Hurulla	Rs./Kg	240.00	250.00	168.00	160.00	340.00	350.00	264.00	260.00

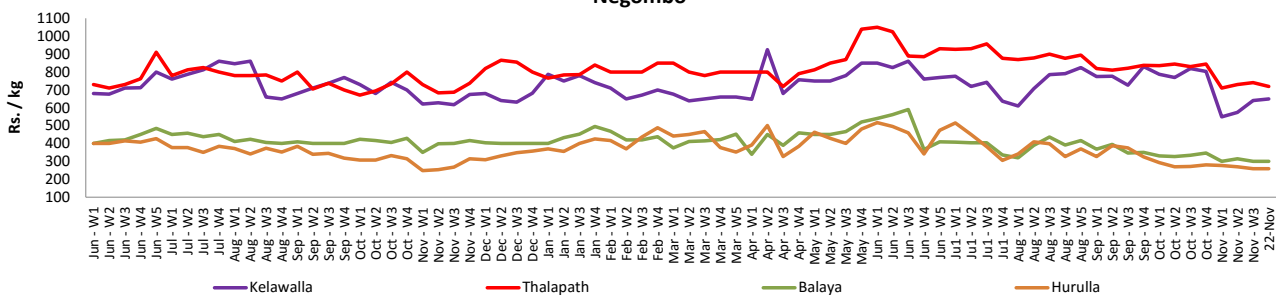
- Price increased by more than 5% compared to previous week average price.
- Price decreased by more than 5% compared to previous week average price.

Retail Prices

Peliyagoda



Negombo



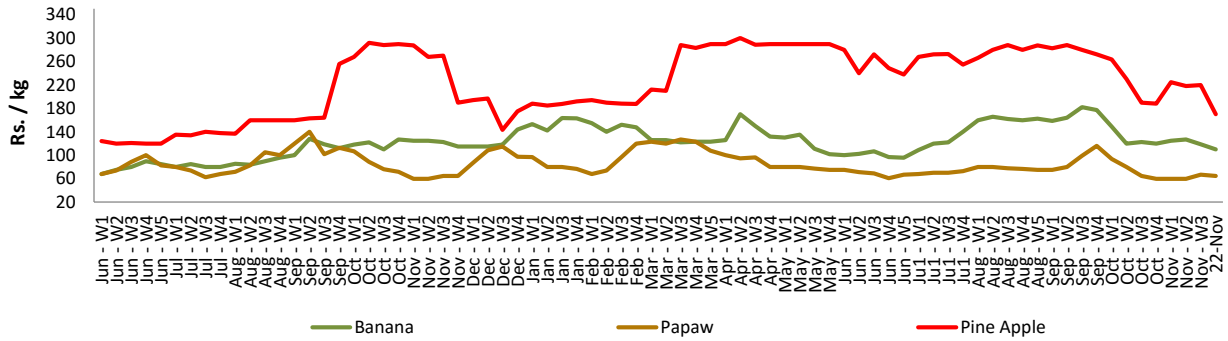
Wholesale and Retail Prices of Selected Food Commodities - 2017/11/22

Fruits

Item	Unit	Wholesale		Retail	
		Pettah			
		Previous 5 Days Average	Today	Previous 5 Days Average	Today
Banana (Sour)	Rs./Kg	84.00	80.00	120.00	110.00
Papaw	Rs./Kg	45.00	45.00	67.00	65.00
Pineapple	Rs./Kg	164.00	140.00	206.00	170.00

- Price increased by more than 5% compared to previous week average price.
- Price decreased by more than 5% compared to previous week average price.

Retail - Pettah



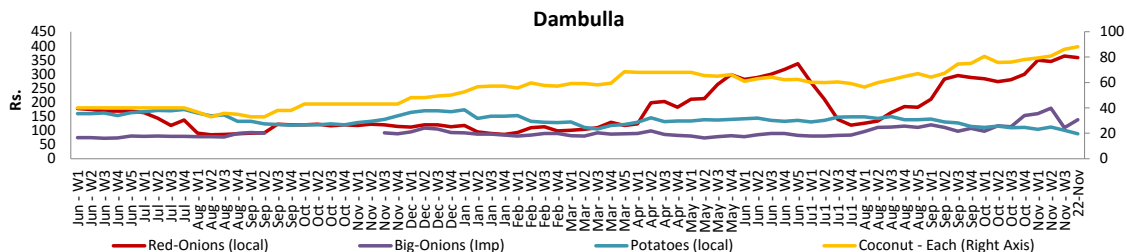
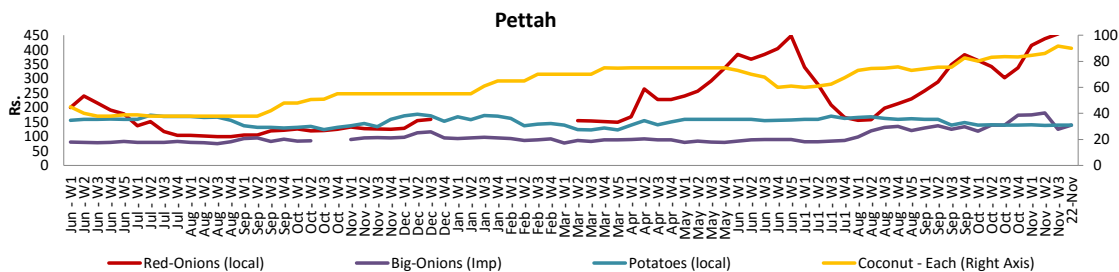
Wholesale and Retail Prices of Selected Food Commodities - 2017/11/22

Other

Item	Unit	Wholesale				Retail			
		Pettah		Dambulla		Pettah		Dambulla	
		Previous 5 Days Average	Today	Previous 5 Days Average	Today	Previous 5 Days Average	Today	Previous 5 Days Average	Today
Red-Onions (local)	Rs./Kg	425.00	440.00	355.00	345.00	471.00	480.00	369.00	358.00
Red-Onions (Imp)	Rs./Kg	n.a.	n.a.	n.a.	n.a.	n.a.	n.a.	n.a.	n.a.
Big-Onions (local)	Rs./Kg	113.00	130.00	115.00	n.a.	135.00	160.00	128.00	n.a.
Big-Onions (Imp)	Rs./Kg	113.00	120.00	110.00	128.00	133.00	140.00	121.00	138.00
Potatoes (local)	Rs./Kg	107.00	110.00	86.00	75.00	140.00	140.00	98.00	88.00
Potatoes (Imp)	Rs./Kg	61.00	48.00			85.00	65.00		
Dried Chillies (Imp)	Rs./Kg	211.00	210.00	225.00	205.00	250.00	250.00	238.00	218.00
Coconut	Rs./Nut	83.00	83.00	76.00	78.00	93.00	90.00	85.00	88.00
Coconut oil	Rs./Ltr	340.00	340.00			360.00	360.00		
Dhal	Rs./Kg	129.00	130.00			144.00	140.00		
Sugar	Rs./Kg	105.00	105.00			110.00	110.00		
Eggs	Rs./Each	13.00	13.00			14.00	14.00		
Katta	Rs./Kg	800.00	800.00			850.00	850.00		
Sprats	Rs./Kg	500.00	500.00			550.00	550.00		

- Price increased by more than 5% compared to previous week average price.
- Price decreased by more than 5% compared to previous week average price.

Retail Prices



* Prices of food commodities may vary due to quality and markets among other factors.