

# Daily Price Report

---

A Summary of Price Developments - 21 November 2017

---



## Vegetables

- Prices of most varieties of up country vegetables decreased in both Pettah and Dambulla markets.



## Rice

- No significant price movement was observed of rice compared with the previous week in both Pettah and Marandagahamula markets.



## Other

- Prices of Big Onions (Imported) settled around levels from sharp decline observed during the last week.



Statistics Department  
Central Bank of Sri Lanka

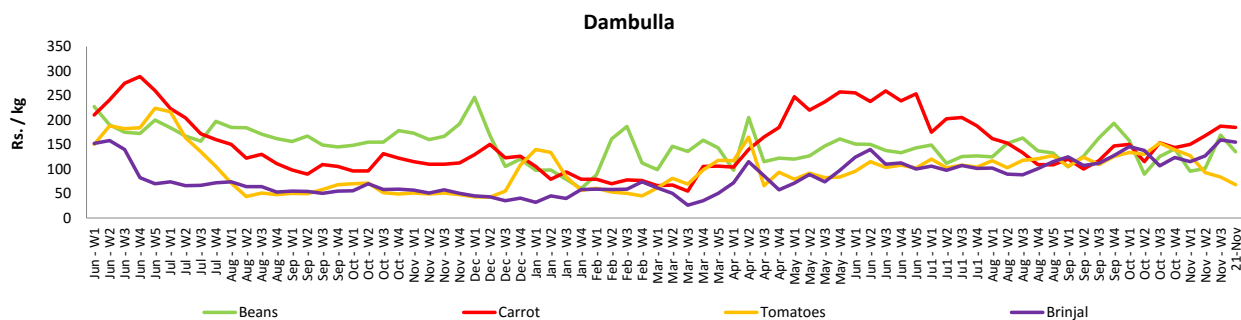
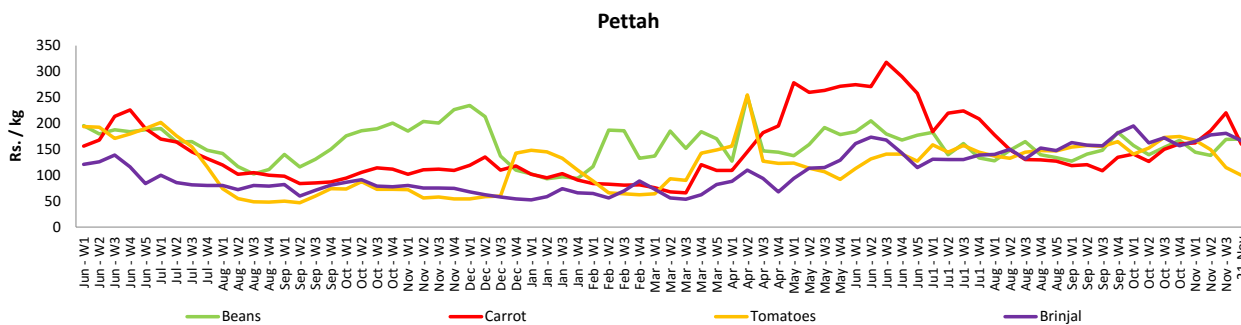
# Wholesale and Retail Prices of Selected Food Commodities - 2017/11/21

## Vegetables

Item	Unit	Wholesale				Retail			
		Pettah		Dambulla		Pettah		Dambulla	
		Previous 5 Days Average	Today	Previous 5 Days Average	Today	Previous 5 Days Average	Today	Previous 5 Days Average	Today
Beans	Rs./Kg	146.00	133.00	151.00	115.00	174.00	170.00	171.00	135.00
Carrot	Rs./Kg	173.00	113.00	162.00	165.00	214.00	160.00	182.00	185.00
Cabbage	Rs./Kg	118.00	103.00	104.00	85.00	157.00	137.00	124.00	105.00
Tomatoes	Rs./Kg	80.00	65.00	58.00	48.00	115.00	100.00	78.00	68.00
Brinjal	Rs./Kg	142.00	137.00	143.00	135.00	178.00	167.00	163.00	155.00
Pumpkin	Rs./Kg	69.00	70.00	57.00	65.00	95.00	98.00	77.00	85.00
Snake gourd	Rs./Kg	135.00	130.00	98.00	115.00	170.00	163.00	121.00	135.00

- Price increased by more than 5% compared to previous week average price.
- Price decreased by more than 5% compared to previous week average price.

### Retail Prices



# Wholesale and Retail Prices of Selected Food Commodities - 2017/11/21

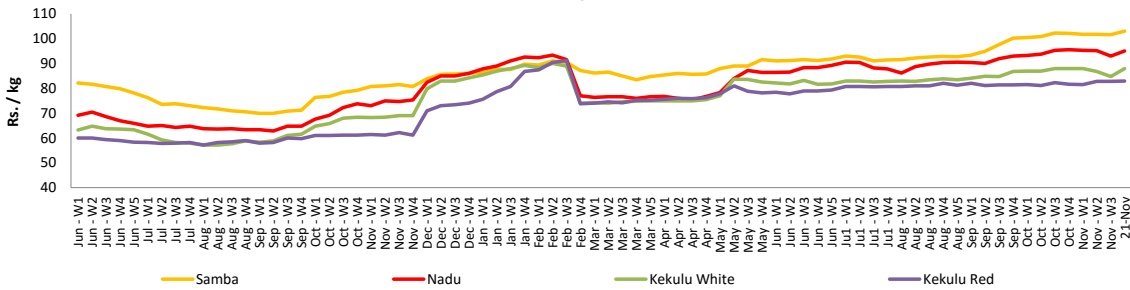
## Rice

Item	Unit	Wholesale				Retail	
		Maradaghamula		Pettah		Pettah	
		Previous 5 Days Average	Today	Previous 5 Days Average	Today	Previous 5 Days Average	Today
Samba	Rs./Kg	102.00	103.00	103.00	103.00	110.00	110.00
Nadu	Rs./Kg	93.00	95.00	93.00	93.00	98.00	98.00
Kekulu White	Rs./Kg	85.00	88.00	92.00	92.00	98.00	98.00
Kekulu Red	Rs./Kg	83.00	83.00	82.00	82.00	90.00	90.00

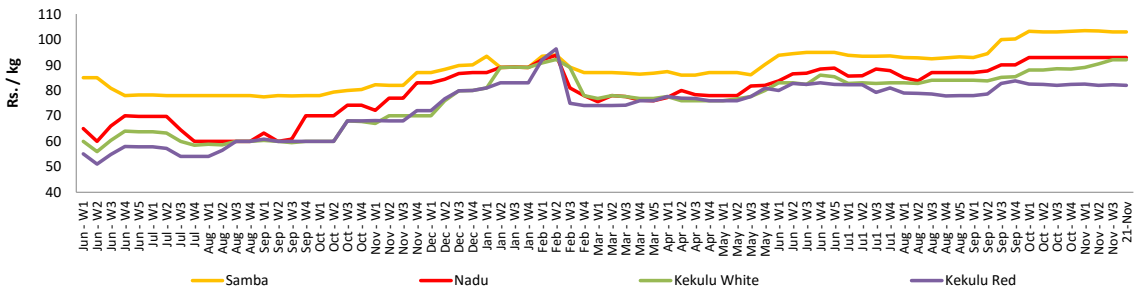
- Price increased by more than 5% compared to previous week average price.
- Price decreased by more than 5% compared to previous week average price.

### Wholesale Prices

#### Maradaghamula

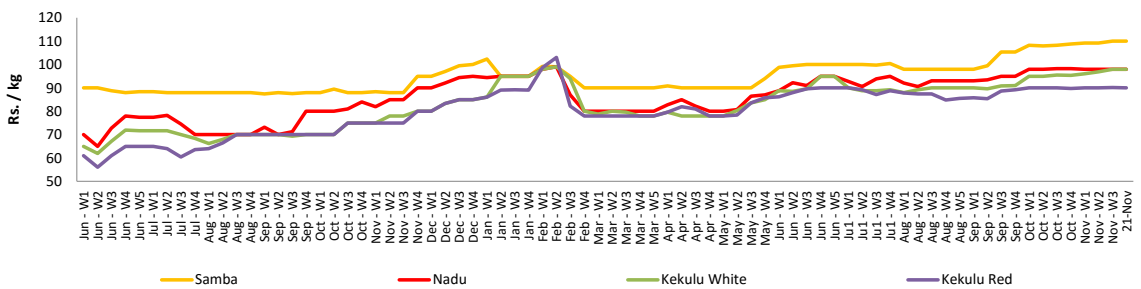


#### Pettah



### Retail Prices

#### Pettah



# Wholesale and Retail Prices of Selected Food Commodities - 2017/11/21

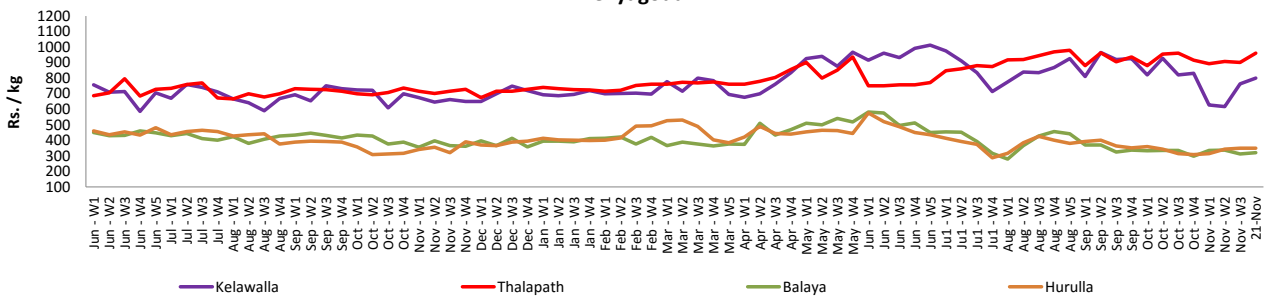
## Fish

Item	Unit	Wholesale				Retail			
		Peliyagoda		Negombo		Peliyagoda		Negombo	
		Previous 5 Days Average	Today	Previous 5 Days Average	20-Nov	Previous 5 Days Average	Today	Previous 5 Days Average	20-Nov
Kelawalla	Rs./Kg	536.00	500.00	454.00	480.00	812.00	800.00	640.00	680.00
Thalapath	Rs./Kg	750.00	800.00	530.00	520.00	900.00	960.00	740.00	720.00
Balaya	Rs./Kg	216.00	220.00	160.00	160.00	316.00	320.00	300.00	300.00
Paraw	Rs./Kg	554.00	450.00	500.00	470.00	880.00	800.00	680.00	650.00
Salaya	Rs./Kg	112.00	100.00	94.00	120.00	172.00	160.00	162.00	180.00
Hurulla	Rs./Kg	240.00	250.00	168.00	180.00	340.00	350.00	260.00	280.00

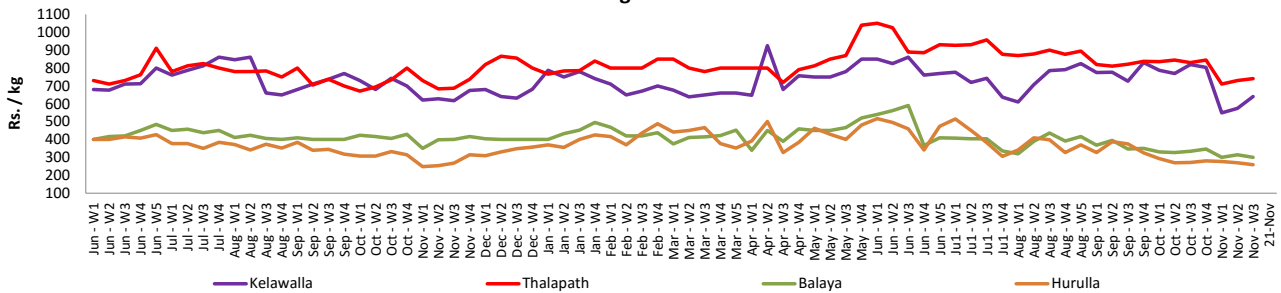
- Price increased by more than 5% compared to previous week average price.
- Price decreased by more than 5% compared to previous week average price.

### Retail Prices

#### Peliyagoda



#### Negombo



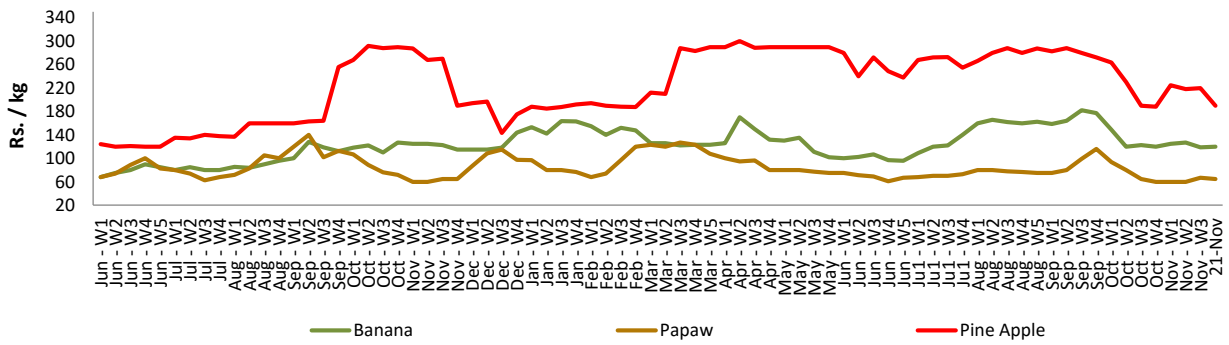
# Wholesale and Retail Prices of Selected Food Commodities - 2017/11/21

## Fruits

Item	Unit	Wholesale		Retail	
		Pettah			
		Previous 5 Days Average	Today	Previous 5 Days Average	Today
Banana (Sour)	Rs./Kg	86.00	80.00	119.00	120.00
Papaw	Rs./Kg	44.00	45.00	66.00	65.00
Pineapple	Rs./Kg	170.00	160.00	212.00	190.00

- Price increased by more than 5% compared to previous week average price.
- Price decreased by more than 5% compared to previous week average price.

Retail - Pettah



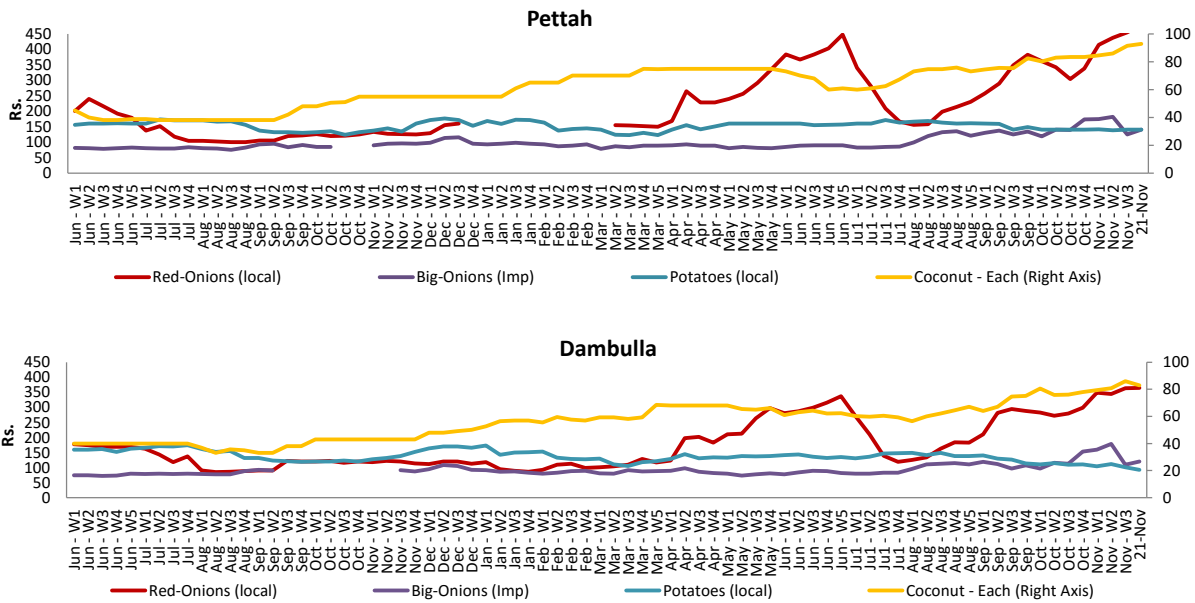
# Wholesale and Retail Prices of Selected Food Commodities - 2017/11/21

## Other

Item	Unit	Wholesale				Retail			
		Pettah		Dambulla		Pettah		Dambulla	
		Previous 5 Days Average	Today	Previous 5 Days Average	Today	Previous 5 Days Average	Today	Previous 5 Days Average	Today
Red-Onions (local)	Rs./Kg	417.00	440.00	355.00	345.00	463.00	480.00	368.00	365.00
Red-Onions (Imp)	Rs./Kg	n.a.	n.a.	n.a.	n.a.	n.a.	n.a.	n.a.	n.a.
Big-Onions (local)	Rs./Kg	95.00	130.00	115.00	n.a.	120.00	150.00	128.00	n.a.
Big-Onions (Imp)	Rs./Kg	109.00	120.00	107.00	108.00	129.00	140.00	119.00	120.00
Potatoes (local)	Rs./Kg	107.00	110.00	87.00	78.00	140.00	140.00	98.00	93.00
Potatoes (Imp)	Rs./Kg	64.00	55.00			87.00	85.00		
Dried Chillies (Imp)	Rs./Kg	211.00	210.00	221.00	215.00	250.00	250.00	234.00	228.00
Coconut	Rs./Nut	83.00	85.00	75.00	78.00	93.00	93.00	86.00	83.00
Coconut oil	Rs./Ltr	340.00	340.00			360.00	360.00		
Dhal	Rs./Kg	129.00	130.00			145.00	140.00		
Sugar	Rs./Kg	105.00	105.00			110.00	110.00		
Eggs	Rs./Each	13.00	13.00			14.00	14.00		
Katta	Rs./Kg	800.00	800.00			850.00	850.00		
Sprats	Rs./Kg	500.00	500.00			550.00	550.00		

- Price increased by more than 5% compared to previous week average price.
- Price decreased by more than 5% compared to previous week average price.

### Retail Prices



\* Prices of food commodities may vary due to quality and markets among other factors.