

Daily Price Report

A Summary of Price Developments - 17 November 2017



Vegetables

- Prices of most varieties of vegetables demonstrated mixed movements in both Pettah and Dambulla markets.



Rice

- No significant price movement was observed of rice compared with the previous week in both Pettah and Marandagahamula markets.



Other

- Prices of Potatoes (Imported) recorded a sharp decline in Pettah market due to increased supply of various varieties.



Statistics Department
Central Bank of Sri Lanka

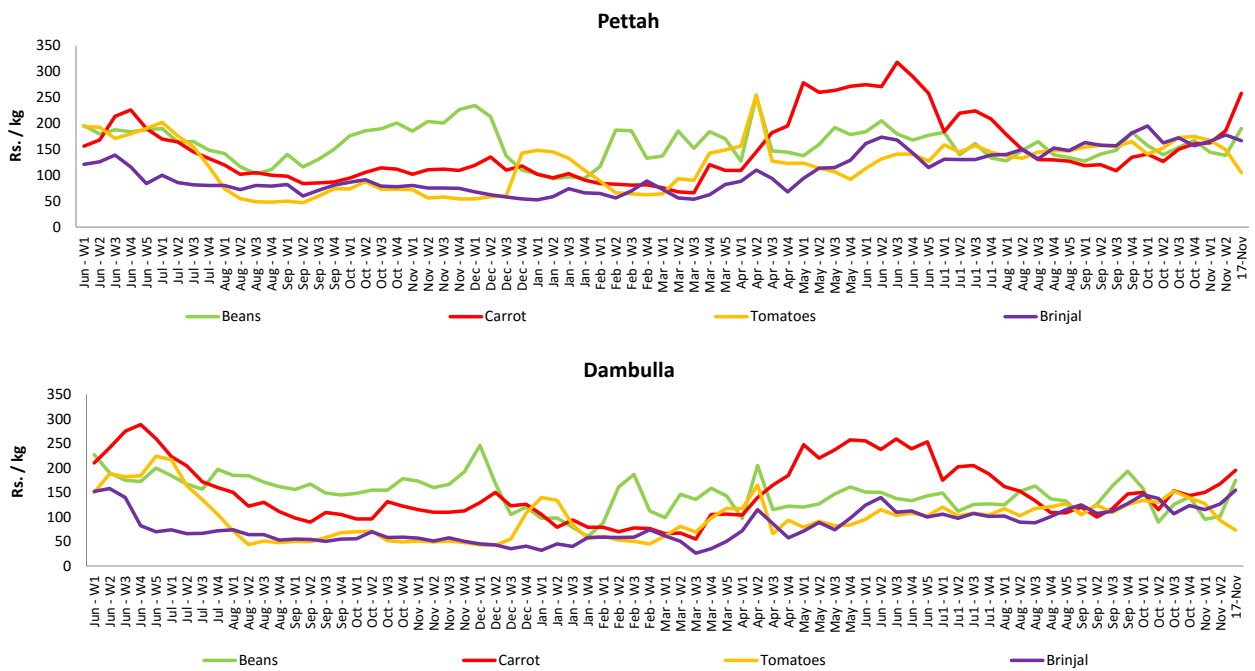
Wholesale and Retail Prices of Selected Food Commodities - 2017/11/17

Vegetables

Item	Unit	Wholesale				Retail			
		Pettah		Dambulla		Pettah		Dambulla	
		Previous 5 Days Average	Today	Previous 5 Days Average	Today	Previous 5 Days Average	Today	Previous 5 Days Average	Today
Beans	Rs./Kg	133.00	163.00	134.00	155.00	161.00	190.00	155.00	175.00
Carrot	Rs./Kg	169.00	203.00	163.00	175.00	205.00	258.00	183.00	195.00
Cabbage	Rs./Kg	107.00	130.00	92.00	115.00	147.00	167.00	112.00	135.00
Tomatoes	Rs./Kg	85.00	65.00	69.00	53.00	120.00	105.00	89.00	73.00
Brinjal	Rs./Kg	154.00	118.00	135.00	135.00	188.00	167.00	155.00	155.00
Pumpkin	Rs./Kg	68.00	63.00	58.00	58.00	94.00	93.00	78.00	78.00
Snake gourd	Rs./Kg	129.00	150.00	87.00	105.00	161.00	185.00	109.00	125.00

- Price increased by more than 5% compared to previous week average price.
- Price decreased by more than 5% compared to previous week average price.

Retail Prices



Wholesale and Retail Prices of Selected Food Commodities - 2017/11/17

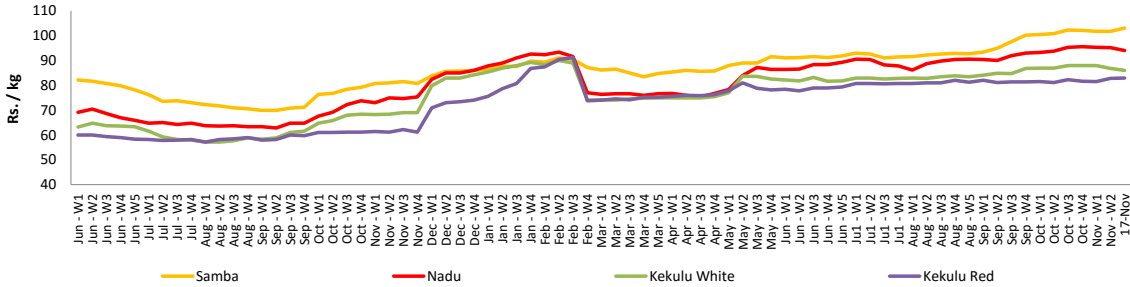
Rice

Item	Unit	Wholesale				Retail	
		Maradaghamula		Pettah		Pettah	
		Previous 5 Days Average	Today	Previous 5 Days Average	Today	Previous 5 Days Average	Today
Samba	Rs./Kg	101.00	103.00	103.00	103.00	110.00	110.00
Nadu	Rs./Kg	93.00	94.00	93.00	93.00	98.00	98.00
Kekulu White	Rs./Kg	85.00	86.00	92.00	92.00	98.00	98.00
Kekulu Red	Rs./Kg	83.00	83.00	82.00	83.00	90.00	91.00

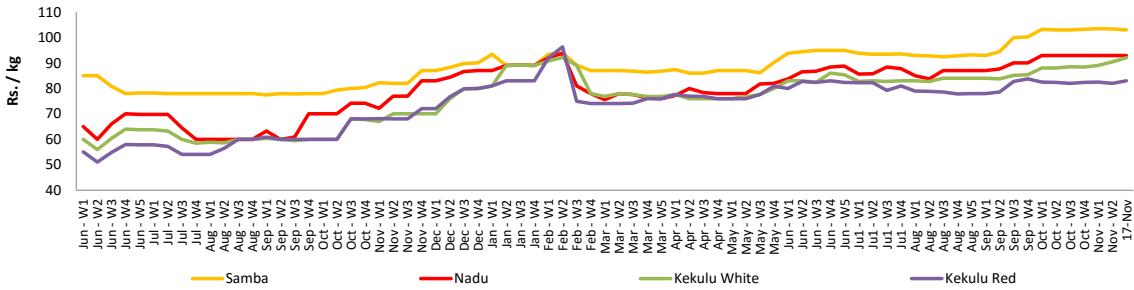
- Price increased by more than 5% compared to previous week average price.
- Price decreased by more than 5% compared to previous week average price.

Wholesale Prices

Marandaghamula

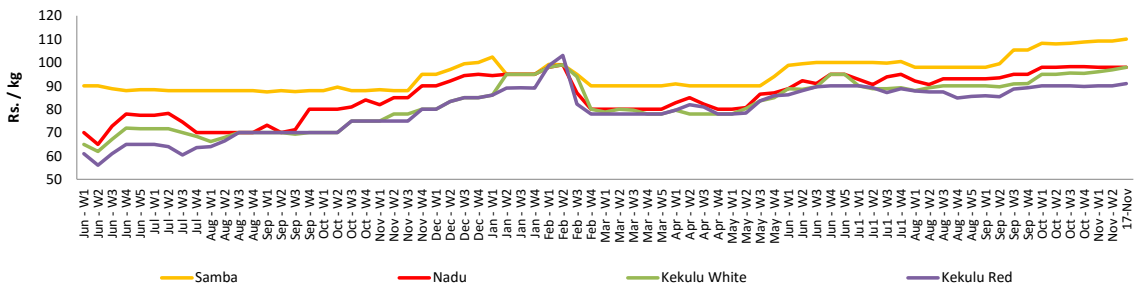


Pettah



Retail Prices

Pettah



Wholesale and Retail Prices of Selected Food Commodities - 2017/11/17

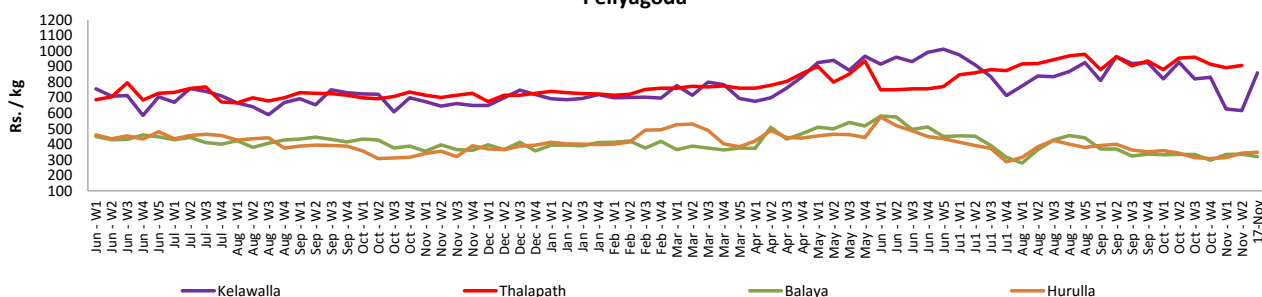
Fish

Item	Unit	Wholesale				Retail			
		Peliyagoda		Negombo		Peliyagoda		Negombo	
		Previous 5 Days Average	Today	Previous 5 Days Average	Today	Previous 5 Days Average	Today	Previous 5 Days Average	Today
Kelawalla	Rs./Kg	498.00	550.00	453.00	460.00	712.00	860.00	635.00	660.00
Thalapath	Rs./Kg	750.00	n.a.	533.00	520.00	900.00	n.a.	745.00	720.00
Balaya	Rs./Kg	208.00	220.00	160.00	160.00	308.00	320.00	300.00	300.00
Paraw	Rs./Kg	573.00	580.00	508.00	470.00	895.00	900.00	688.00	650.00
Salaya	Rs./Kg	114.00	100.00	93.00	100.00	172.00	160.00	160.00	170.00
Hurulla	Rs./Kg	250.00	250.00	170.00	160.00	350.00	350.00	260.00	260.00

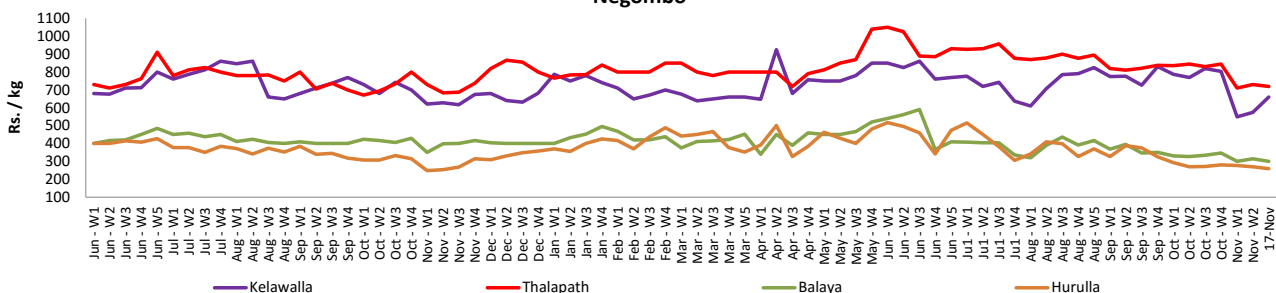
- Price increased by more than 5% compared to previous week average price.
- Price decreased by more than 5% compared to previous week average price.

Retail Prices

Peliyagoda



Negombo



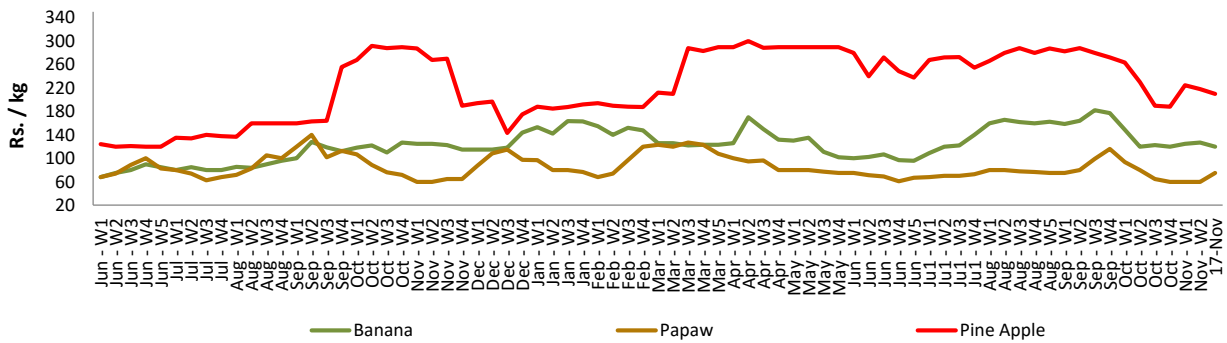
Wholesale and Retail Prices of Selected Food Commodities - 2017/11/17

Fruits

Item	Unit	Wholesale		Retail	
		Pettah			
		Previous 5 Days Average	Today	Previous 5 Days Average	Today
Banana (Sour)	Rs./Kg	90.00	80.00	119.00	120.00
Papaw	Rs./Kg	42.00	50.00	64.00	75.00
Pineapple	Rs./Kg	176.00	160.00	220.00	210.00

- Price increased by more than 5% compared to previous week average price.
- Price decreased by more than 5% compared to previous week average price.

Retail - Pettah



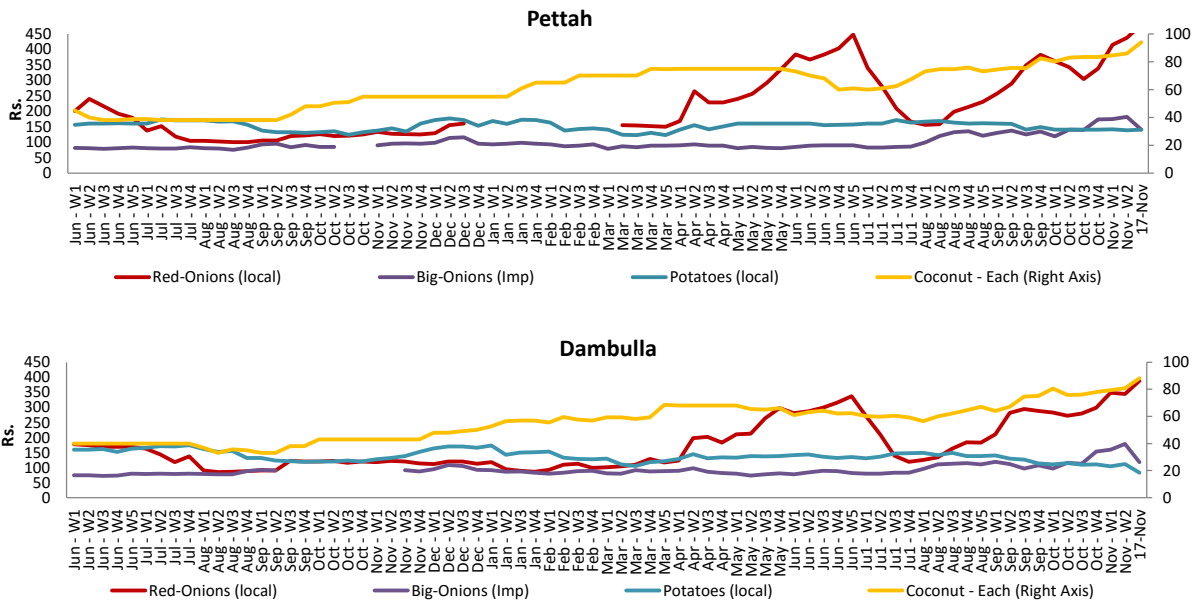
Wholesale and Retail Prices of Selected Food Commodities - 2017/11/17

Other

Item	Unit	Wholesale				Retail			
		Pettah		Dambulla		Pettah		Dambulla	
		Previous 5 Days Average	Today	Previous 5 Days Average	Today	Previous 5 Days Average	Today	Previous 5 Days Average	Today
Red-Onions (local)	Rs./Kg	406.00	407.00	345.00	375.00	449.00	480.00	358.00	388.00
Red-Onions (Imp)	Rs./Kg	n.a.	n.a.	n.a.	n.a.	n.a.	n.a.	n.a.	n.a.
Big-Onions (local)	Rs./Kg	95.00	n.a.	132.00	n.a.	120.00	n.a.	142.00	n.a.
Big-Onions (Imp)	Rs./Kg	101.00	120.00	105.00	105.00	126.00	140.00	116.00	118.00
Potatoes (local)	Rs./Kg	107.00	110.00	94.00	73.00	138.00	140.00	105.00	83.00
Potatoes (Imp)	Rs./Kg	73.00	55.00			95.00	70.00		
Dried Chillies (Imp)	Rs./Kg	209.00	213.00	219.00	195.00	248.00	250.00	232.00	208.00
Coconut	Rs./Nut	80.00	81.00	74.00	75.00	91.00	94.00	85.00	88.00
Coconut oil	Rs./Ltr	340.00	340.00			360.00	360.00		
Dhal	Rs./Kg	128.00	124.00			143.00	143.00		
Sugar	Rs./Kg	105.00	105.00			110.00	110.00		
Eggs	Rs./Each	13.00	13.00			14.00	14.00		
Katta	Rs./Kg	800.00	800.00			855.00	850.00		
Sprats	Rs./Kg	500.00	500.00			550.00	550.00		

- Price increased by more than 5% compared to previous week average price.
- Price decreased by more than 5% compared to previous week average price.

Retail Prices



* Prices of food commodities may vary due to quality and markets among other factors.