

# Daily Price Report

---

## A Summary of Price Developments - 15 November 2017

---



### Vegetables

- Prices of most varieties of vegetables increased in Dambulla market while prices in Dambulla demonstrated mixed movements.



### Rice

- No significant price movement was observed of rice compared with the previous week in both Pettah and Marandaghamula markets.



### Other

- Following the reduction of Special Commodity Levy (SCL) imposed with effect from 09th November 2017 prices of Big Onions (Imported & Local) recorded a sharp decline in both Pettah and Dambulla markets .
- Retail price of Coconut increased in both Pettah and Dambulla markets.
- Prices of Dried Chillies (Imported) reported a sharp increase in Dambulla market due to low supply.



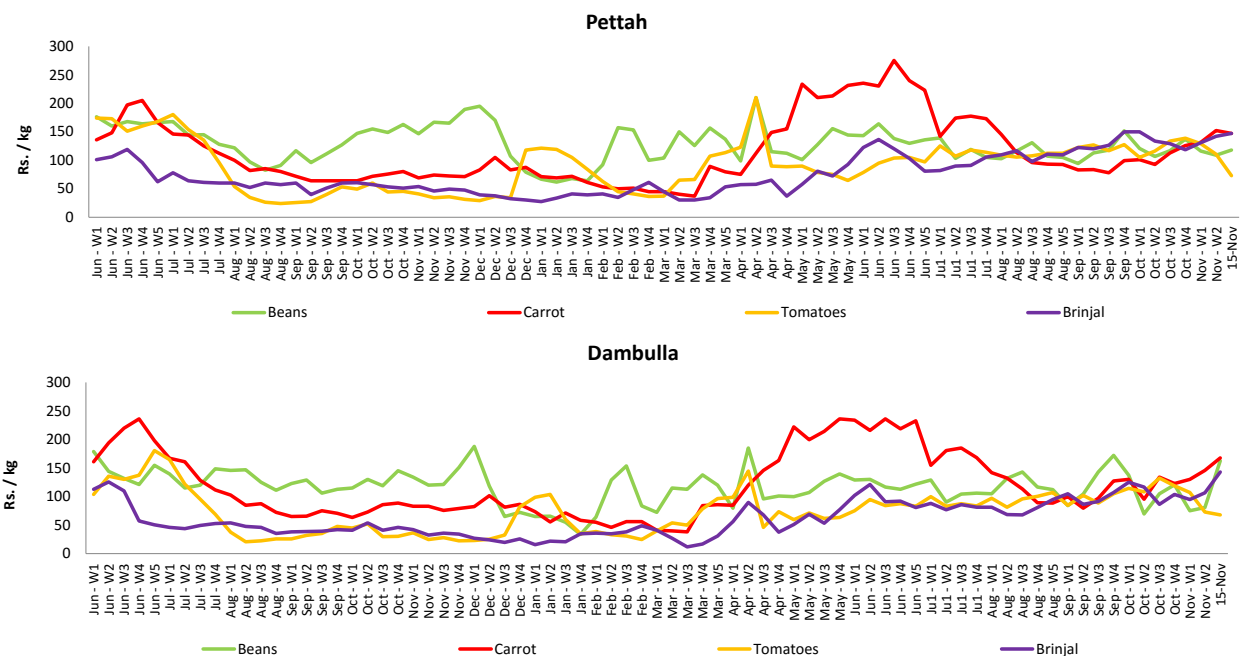
# Wholesale and Retail Prices of Selected Food Commodities - 2017/11/15

## Vegetables

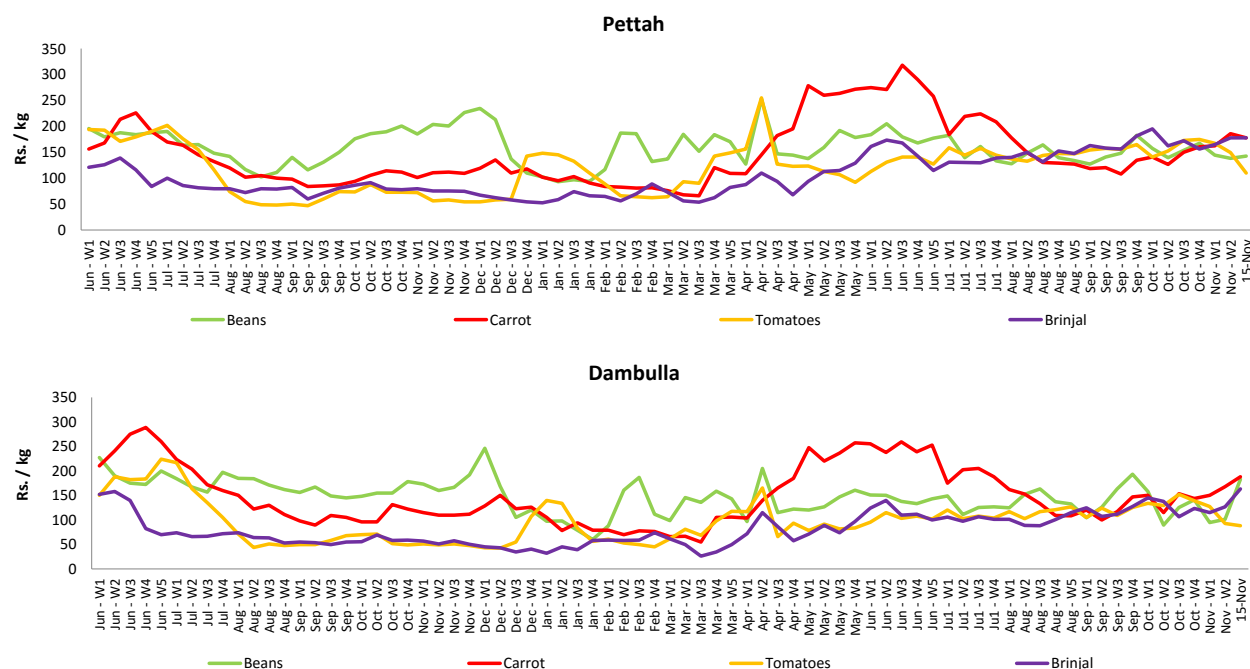
Item	Unit	Wholesale				Retail			
		Pettah		Dambulla		Pettah		Dambulla	
		Previous 5 Days Average	Today	Previous 5 Days Average	Today	Previous 5 Days Average	Today	Previous 5 Days Average	Today
Beans	Rs./Kg	120.00	118.00	104.00	163.00	149.00	143.00	125.00	183.00
Carrot	Rs./Kg	150.00	147.00	154.00	168.00	182.00	178.00	175.00	188.00
Cabbage	Rs./Kg	97.00	103.00	73.00	95.00	137.00	143.00	93.00	115.00
Tomatoes	Rs./Kg	98.00	73.00	73.00	68.00	134.00	110.00	93.00	88.00
Brinjal	Rs./Kg	141.00	147.00	117.00	143.00	181.00	178.00	137.00	163.00
Pumpkin	Rs./Kg	66.00	72.00	65.00	48.00	92.00	100.00	85.00	68.00
Snake gourd	Rs./Kg	121.00	127.00	76.00	105.00	154.00	167.00	96.00	125.00

- Price increased by more than 5% compared to previous week average price.
- Price decreased by more than 5% compared to previous week average price.

### Wholesale Prices



### Retail Prices



# Wholesale and Retail Prices of Selected Food Commodities - 2017/11/15

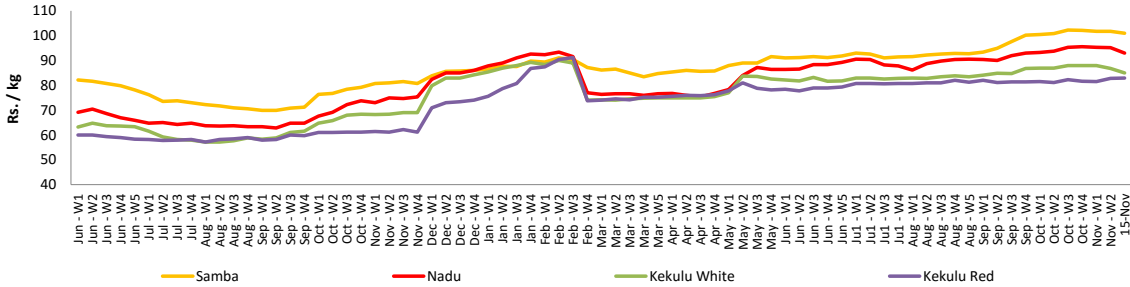
## Rice

Item	Unit	Wholesale				Retail	
		Maradaghamula		Pettah		Pettah	
		Previous 5 Days Average	Today	Previous 5 Days Average	Today	Previous 5 Days Average	Today
Samba	Rs./Kg	101.00	101.00	103.00	103.00	110.00	110.00
Nadu	Rs./Kg	94.00	93.00	93.00	93.00	98.00	98.00
Kekulu White	Rs./Kg	85.00	85.00	92.00	92.00	98.00	98.00
Kekulu Red	Rs./Kg	83.00	83.00	82.00	82.00	90.00	90.00

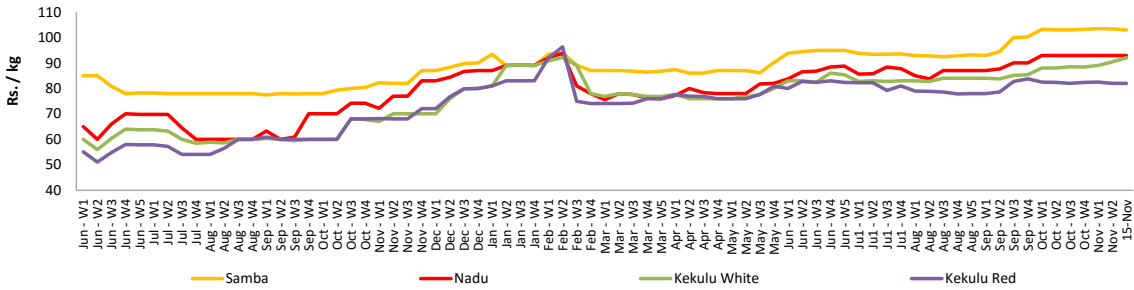
- Price increased by more than 5% compared to previous week average price.
- Price decreased by more than 5% compared to previous week average price.

### Wholesale Prices

#### Maradaghamula

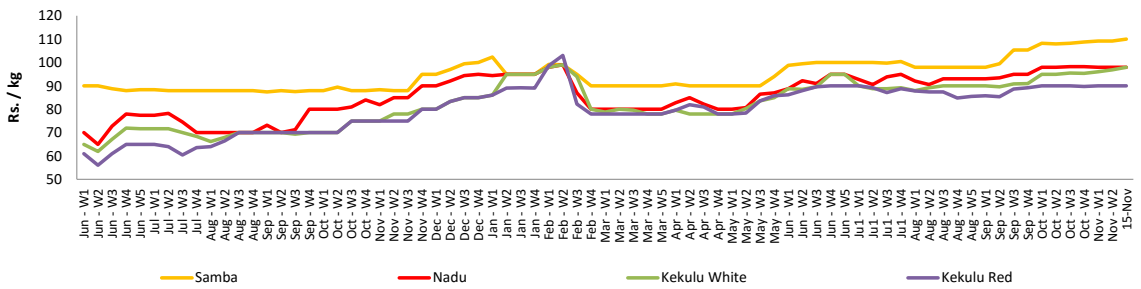


#### Pettah



### Retail Prices

#### Pettah



# Wholesale and Retail Prices of Selected Food Commodities - 2017/11/15

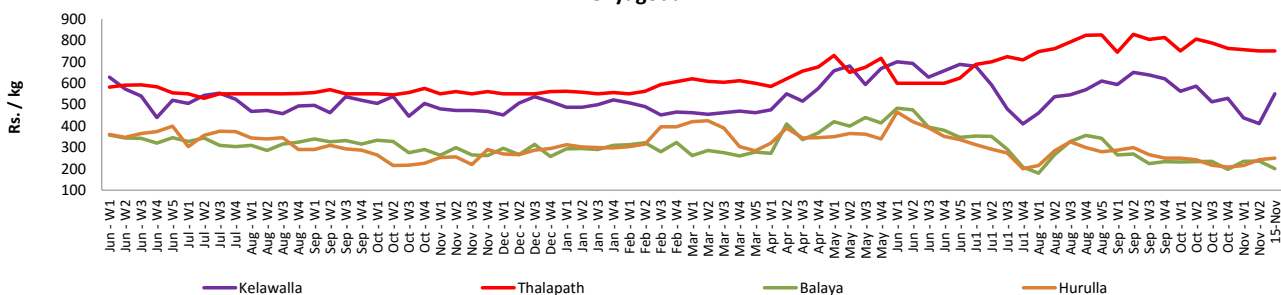
## Fish

Item	Unit	Wholesale				Retail			
		Peliyagoda		Negombo		Peliyagoda		Negombo	
		Previous 5 Days Average	Today	Previous 5 Days Average	Today	Previous 5 Days Average	Today	Previous 5 Days Average	Today
Kelawalla	Rs./Kg	444.00	550.00	408.00	480.00	600.00	860.00	575.00	680.00
Thalapath	Rs./Kg	733.00	750.00	510.00	530.00	887.00	900.00	725.00	750.00
Balaya	Rs./Kg	224.00	200.00	170.00	160.00	324.00	300.00	308.00	300.00
Paraw	Rs./Kg	540.00	580.00	488.00	520.00	865.00	900.00	688.00	700.00
Salaya	Rs./Kg	116.00	100.00	90.00	90.00	172.00	160.00	155.00	150.00
Hurulla	Rs./Kg	250.00	250.00	170.00	180.00	350.00	350.00	263.00	260.00

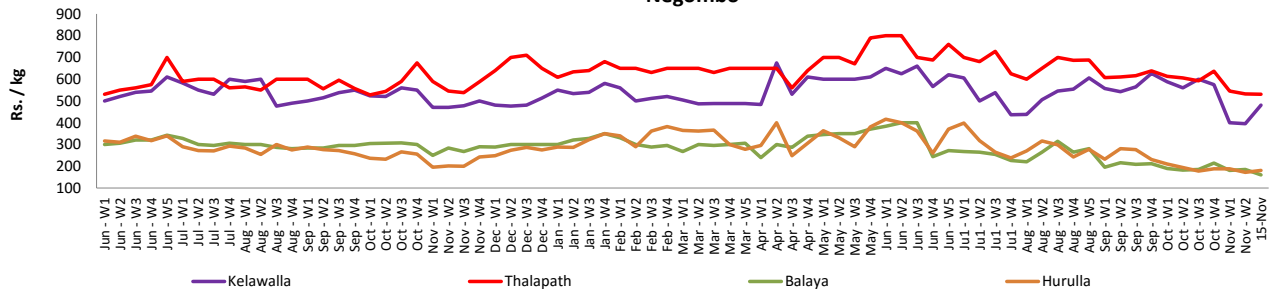
- Price increased by more than 5% compared to previous week average price.
- Price decreased by more than 5% compared to previous week average price.

### Wholesale Prices

#### Peliyagoda

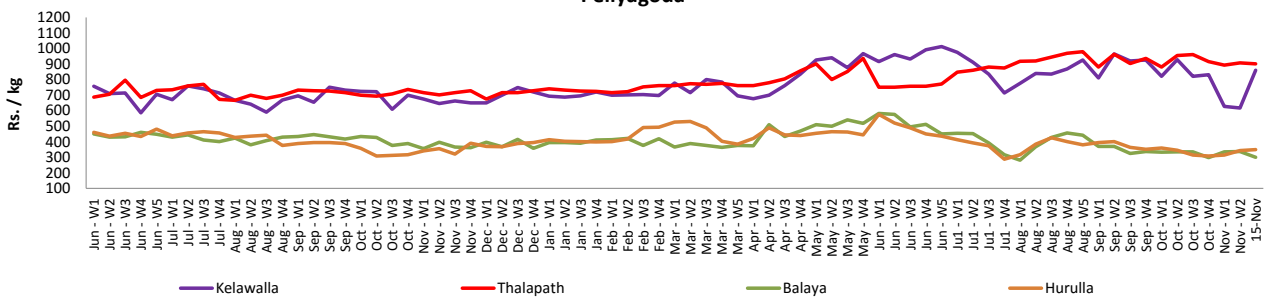


#### Negombo

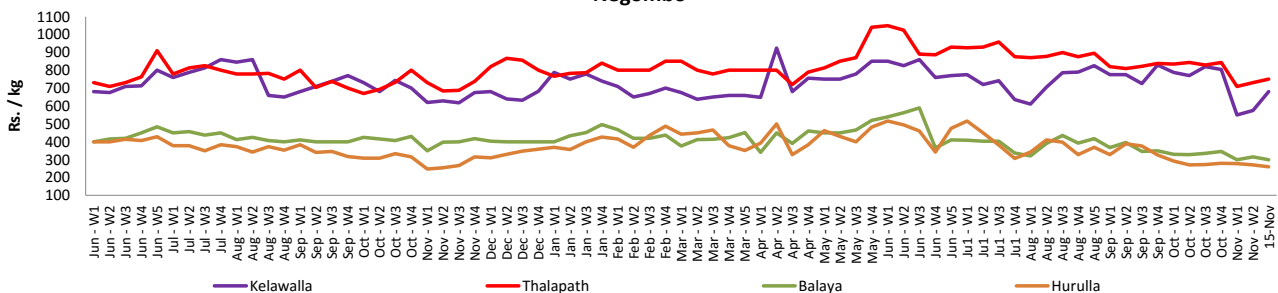


### Retail Prices

#### Peliyagoda



#### Negombo



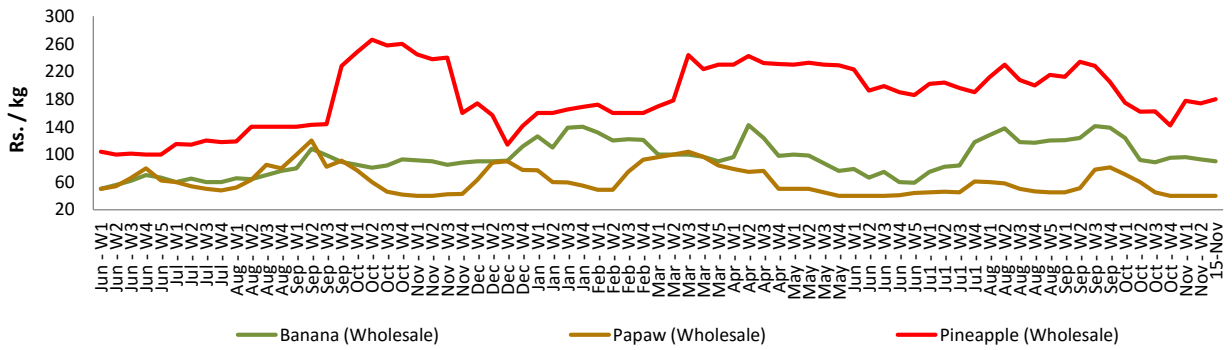
# Wholesale and Retail Prices of Selected Food Commodities - 2017/11/15

## Fruits

Item	Unit	Wholesale		Retail	
		Pettah			
		Previous 5 Days Average	Today	Previous 5 Days Average	Today
Banana (Sour)	Rs./Kg	90.00	90.00	119.00	120.00
Papaw	Rs./Kg	41.00	40.00	62.00	60.00
Pineapple	Rs./Kg	176.00	180.00	216.00	230.00

- Price increased by more than 5% compared to previous week average price.
- Price decreased by more than 5% compared to previous week average price.

Wholesale - Pettah



# Wholesale and Retail Prices of Selected Food Commodities - 2017/11/15

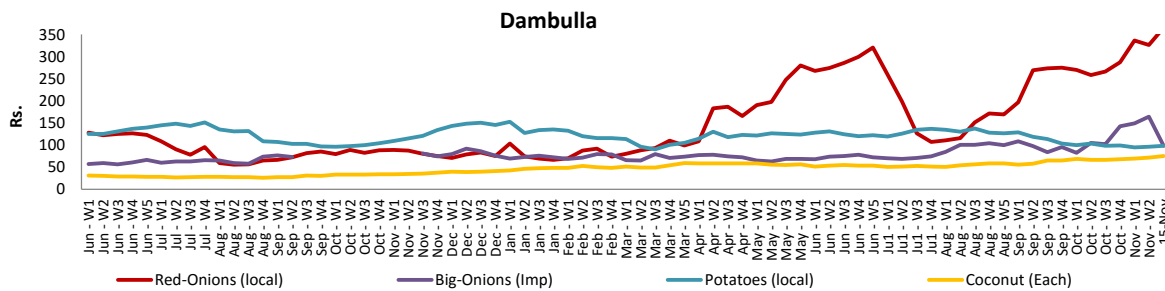
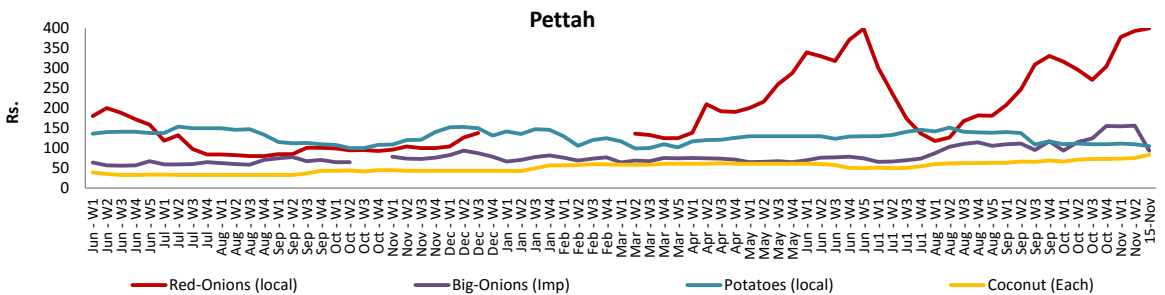
## Other

Item	Unit	Wholesale				Retail			
		Pettah		Dambulla		Pettah		Dambulla	
		Previous 5 Days Average	Today	Previous 5 Days Average	Today	Previous 5 Days Average	Today	Previous 5 Days Average	Today
Red-Onions (local)	Rs./Kg	398.00	400.00	344.00	365.00	442.00	440.00	361.00	378.00
Red-Onions (Imp)	Rs./Kg	n.a.	n.a.	n.a.	n.a.	n.a.	n.a.	n.a.	n.a.
Big-Onions (local)	Rs./Kg	125.00	95.00	165.00	115.00	151.00	120.00	181.00	128.00
Big-Onions (Imp)	Rs./Kg	122.00	94.00	128.00	98.00	150.00	120.00	143.00	108.00
Potatoes (local)	Rs./Kg	110.00	105.00	95.00	98.00	138.00	140.00	108.00	108.00
Potatoes (Imp)	Rs./Kg	80.00	73.00			100.00	90.00		
Dried Chillies (Imp)	Rs./Kg	209.00	210.00	194.00	295.00	249.00	250.00	208.00	308.00
Coconut	Rs./Nut	75.00	83.00	73.00	75.00	88.00	93.00	83.00	88.00
Coconut oil	Rs./Ltr	344.00	340.00			360.00	360.00		
Dhal	Rs./Kg	128.00	130.00			143.00	145.00		
Sugar	Rs./Kg	105.00	105.00			110.00	110.00		
Eggs	Rs./Each	13.00	13.00			14.00	14.00		
Katta	Rs./Kg	808.00	800.00			875.00	850.00		
Sprats	Rs./Kg	500.00	500.00			550.00	550.00		

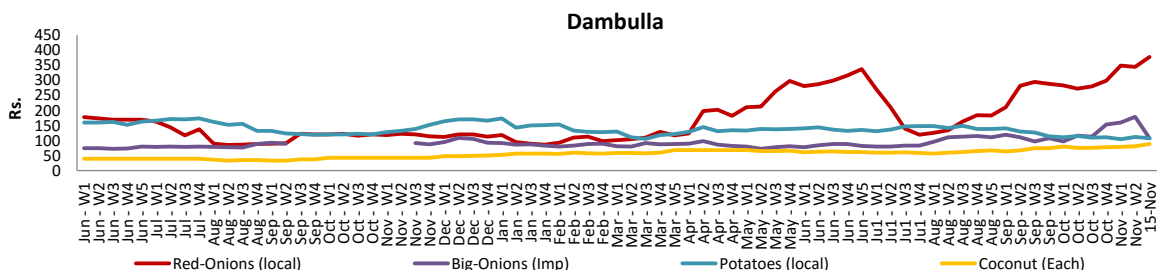
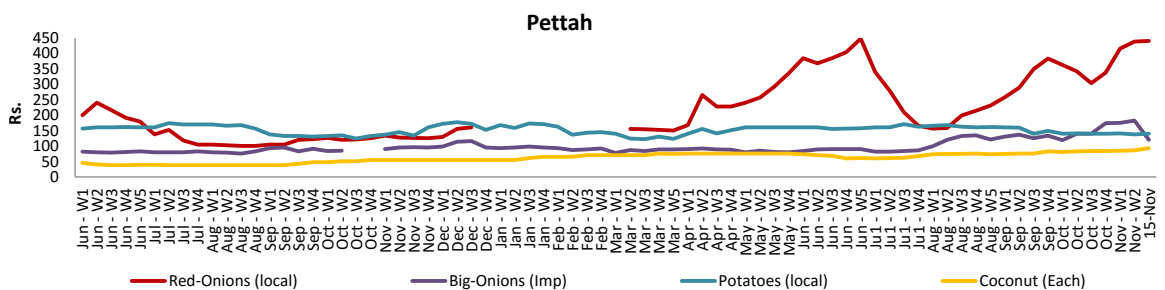
Price increased by more than 5% compared to previous week average price.

Price decreased by more than 5% compared to previous week average price.

### Wholesale Prices



### Retail Prices



\* Prices of food commodities may vary due to quality and markets among other factors.