

# Daily Price Report

---

## A Summary of Price Developments - 14 November 2017

---



### Vegetables

- Prices of most varieties of vegetables increased in both Pettah and Dambulla markets due to low supply.



### Rice

- No significant price movement was observed of rice compared with the previous week in both Pettah and Marandagahamula markets.



### Other

- Following the reduction of Special Commodity Levy (SCL) imposed with effect from 09th November 2017 prices of Big Onions (Imported) recorded a sharp decline in both Pettah and Dambulla markets .
- Retail price of Coconut increased in both Pettah and Dambulla markets .



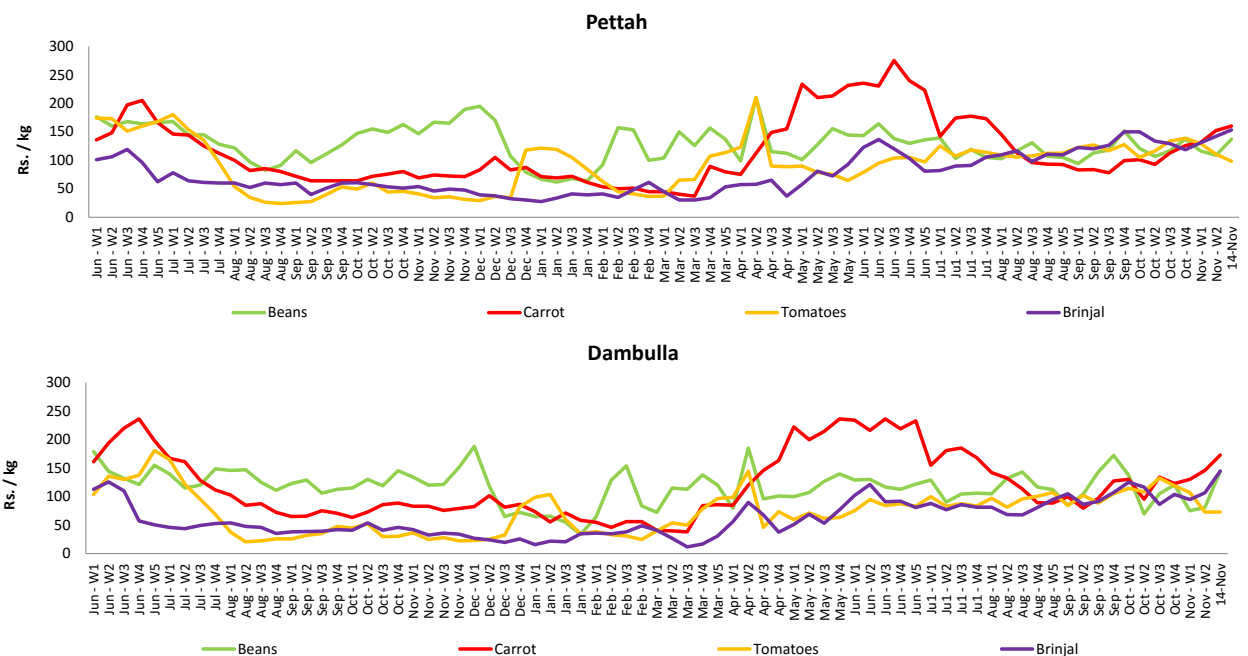
# Wholesale and Retail Prices of Selected Food Commodities - 2017/11/14

## Vegetables

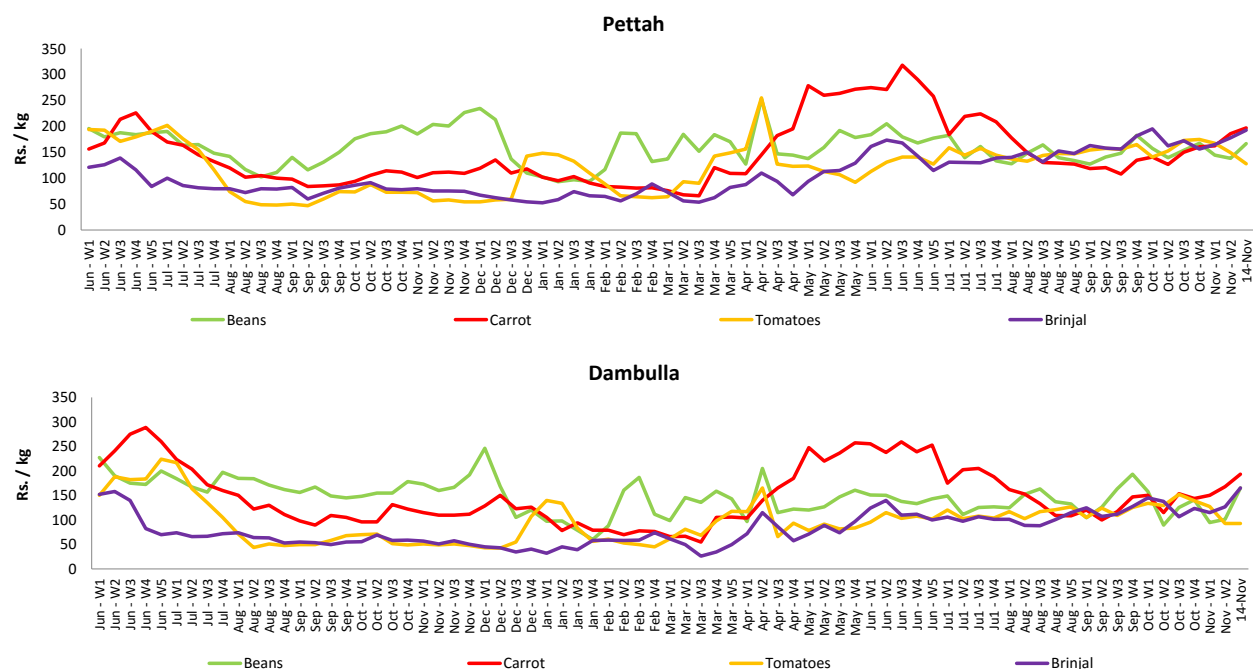
Item	Unit	Wholesale				Retail			
		Pettah		Dambulla		Pettah		Dambulla	
		Previous 5 Days Average	Today	Previous 5 Days Average	Today	Previous 5 Days Average	Today	Previous 5 Days Average	Today
Beans	Rs./Kg	113.00	137.00	92.00	145.00	143.00	167.00	113.00	165.00
Carrot	Rs./Kg	152.00	160.00	148.00	173.00	183.00	197.00	169.00	193.00
Cabbage	Rs./Kg	93.00	120.00	64.00	93.00	133.00	160.00	84.00	113.00
Tomatoes	Rs./Kg	104.00	98.00	74.00	73.00	143.00	128.00	94.00	93.00
Brinjal	Rs./Kg	141.00	153.00	111.00	145.00	178.00	193.00	131.00	165.00
Pumpkin	Rs./Kg	64.00	70.00	64.00	63.00	89.00	97.00	84.00	83.00
Snake gourd	Rs./Kg	121.00	130.00	75.00	83.00	152.00	167.00	95.00	103.00

- Price increased by more than 5% compared to previous week average price.
- Price decreased by more than 5% compared to previous week average price.

### Wholesale Prices



### Retail Prices



# Wholesale and Retail Prices of Selected Food Commodities - 2017/11/14

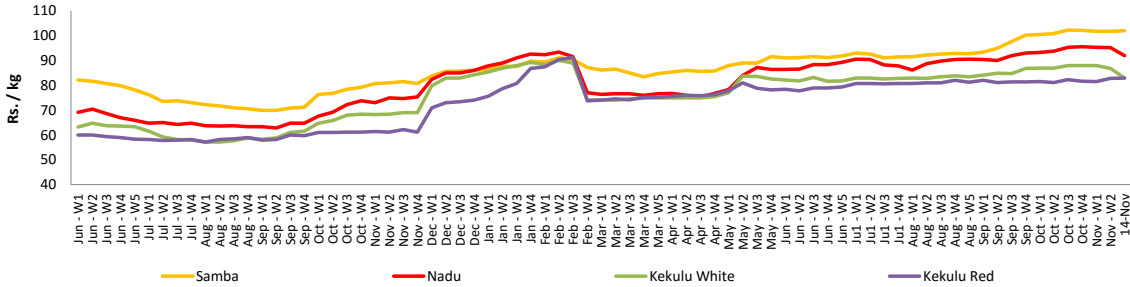
## Rice

Item	Unit	Wholesale				Retail	
		Maradaghamula		Pettah		Pettah	
		Previous 5 Days Average	Today	Previous 5 Days Average	Today	Previous 5 Days Average	Today
Samba	Rs./Kg	101.00	102.00	103.00	103.00	110.00	110.00
Nadu	Rs./Kg	95.00	92.00	93.00	93.00	98.00	98.00
Kekulu White	Rs./Kg	86.00	83.00	91.00	92.00	97.00	98.00
Kekulu Red	Rs./Kg	83.00	83.00	82.00	82.00	90.00	90.00

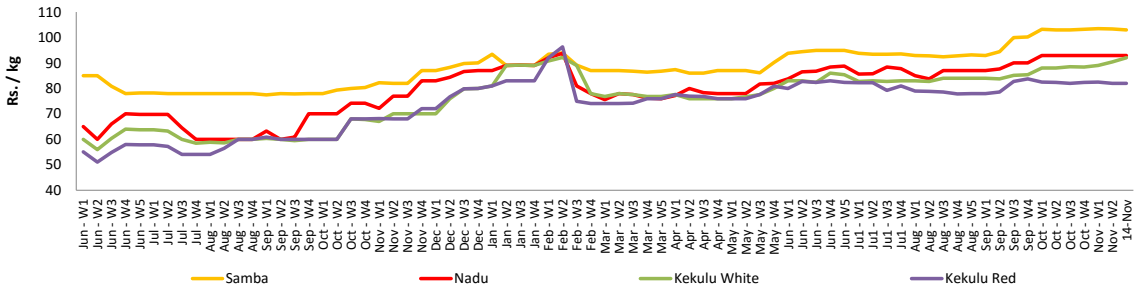
- Price increased by more than 5% compared to previous week average price.
- Price decreased by more than 5% compared to previous week average price.

### Wholesale Prices

#### Marandaghamula

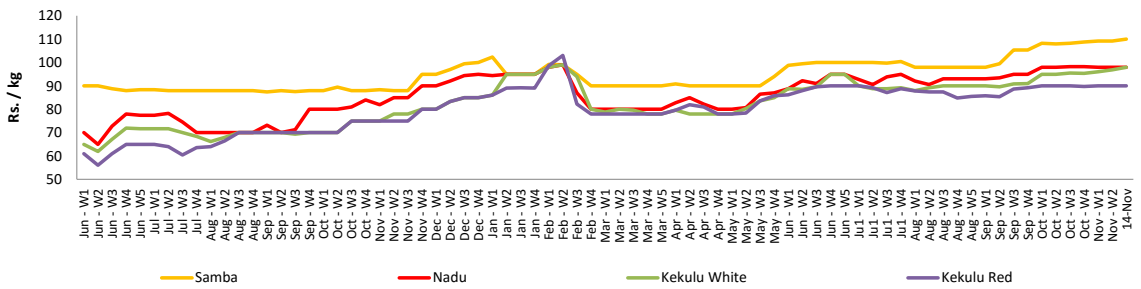


#### Pettah



### Retail Prices

#### Pettah



# Wholesale and Retail Prices of Selected Food Commodities - 2017/11/14

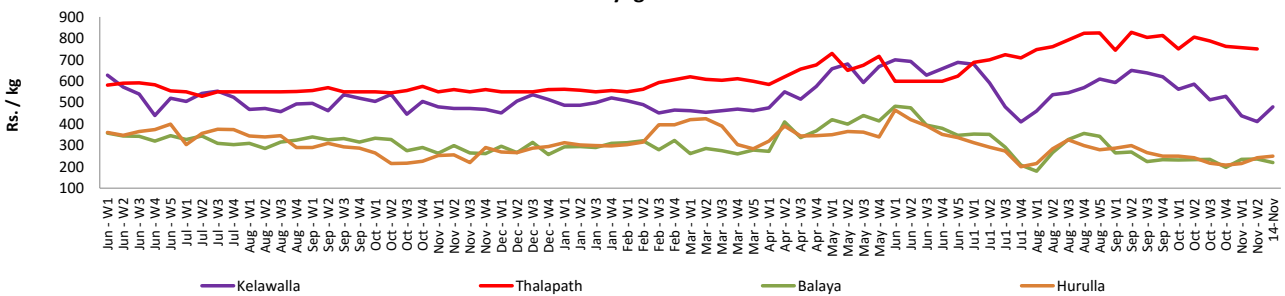
## Fish

Item	Unit	Wholesale				Retail			
		Peliyagoda		Negombo		Peliyagoda		Negombo	
		Previous 5 Days Average	Today	Previous 5 Days Average	9-Nov	Previous 5 Days Average	Today	Previous 5 Days Average	9-Nov
Kelawalla	Rs./Kg	428.00	480.00	403.00	420.00	628.00	620.00	575.00	600.00
Thalapath	Rs./Kg	750.00	n.a.	518.00	520.00	910.00	n.a.	718.00	780.00
Balaya	Rs./Kg	228.00	220.00	180.00	160.00	328.00	320.00	315.00	300.00
Paraw	Rs./Kg	508.00	580.00	465.00	520.00	815.00	900.00	675.00	700.00
Salaya	Rs./Kg	108.00	120.00	88.00	100.00	164.00	180.00	148.00	180.00
Hurulla	Rs./Kg	250.00	250.00	173.00	170.00	350.00	350.00	265.00	270.00

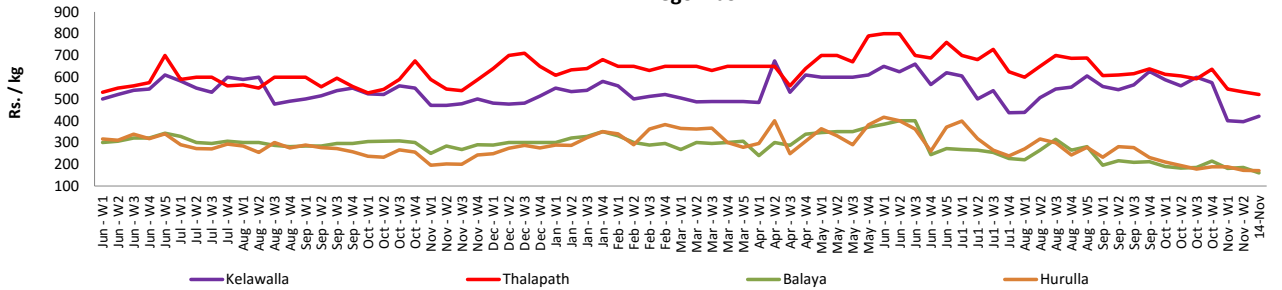
- Price increased by more than 5% compared to previous week average price.
- Price decreased by more than 5% compared to previous week average price.

### Wholesale Prices

#### Peliyagoda

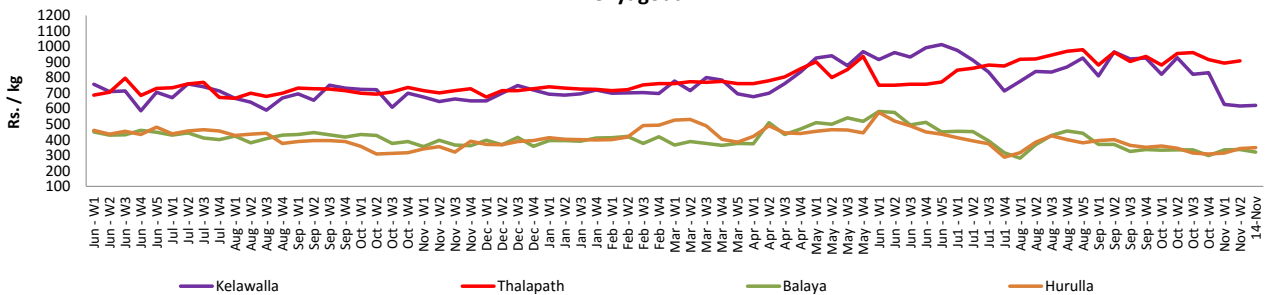


#### Negombo

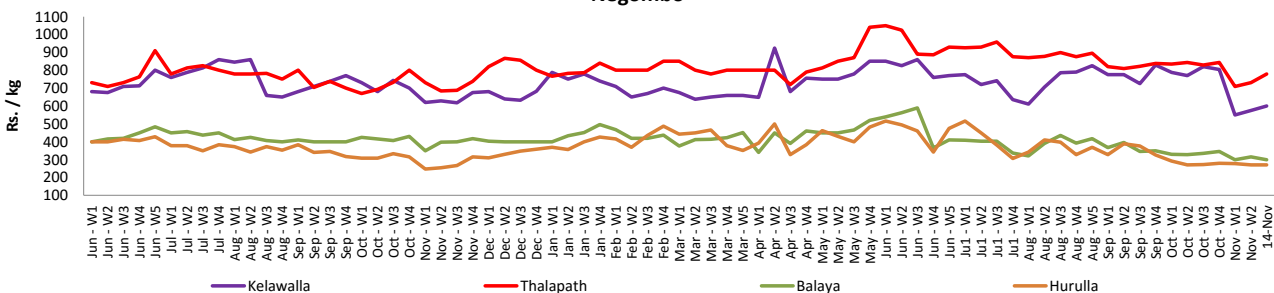


### Retail Prices

#### Peliyagoda



#### Negombo



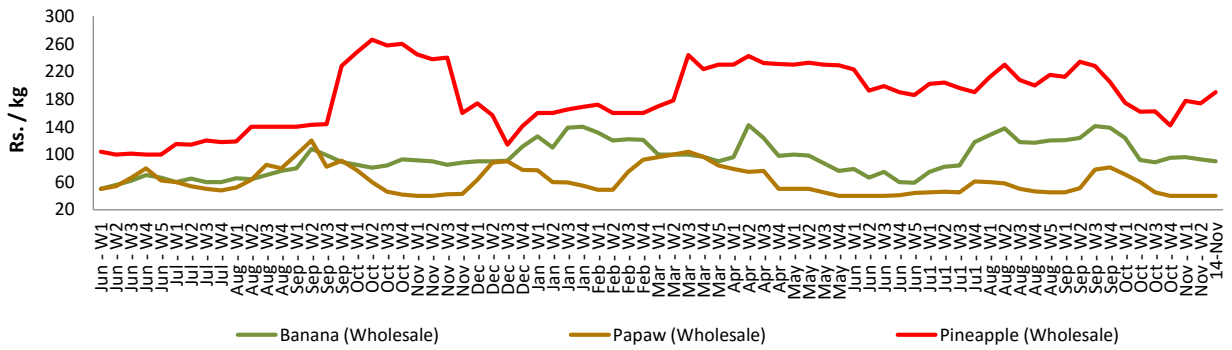
# Wholesale and Retail Prices of Selected Food Commodities - 2017/11/14

## Fruits

Item	Unit	Wholesale		Retail	
		Pettah			
		Previous 5 Days Average	Today	Previous 5 Days Average	Today
Banana (Sour)	Rs./Kg	91.00	90.00	123.00	115.00
Papaw	Rs./Kg	41.00	40.00	62.00	60.00
Pineapple	Rs./Kg	174.00	190.00	218.00	220.00

- Price increased by more than 5% compared to previous week average price.
- Price decreased by more than 5% compared to previous week average price.

Wholesale - Pettah



# Wholesale and Retail Prices of Selected Food Commodities - 2017/11/14

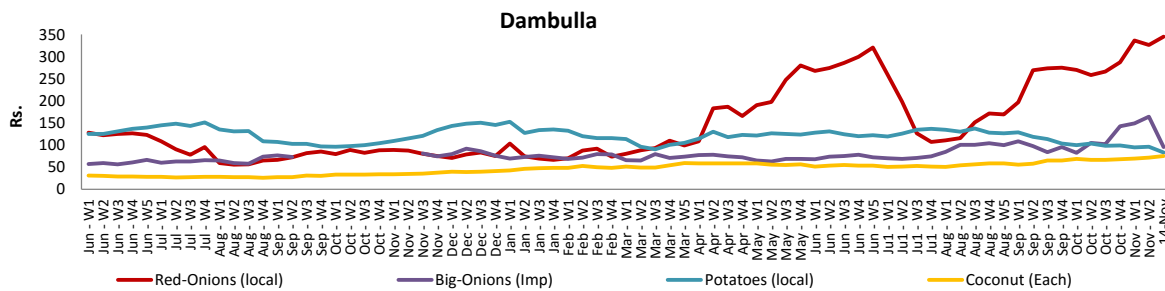
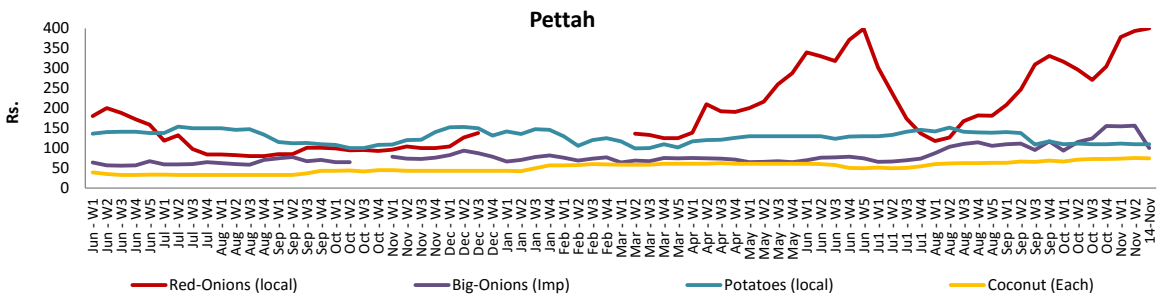
## Other

Item	Unit	Wholesale				Retail			
		Pettah		Dambulla		Pettah		Dambulla	
		Previous 5 Days Average	Today	Previous 5 Days Average	Today	Previous 5 Days Average	Today	Previous 5 Days Average	Today
Red-Onions (local)	Rs./Kg	396.00	400.00	340.00	345.00	440.00	440.00	358.00	358.00
Red-Onions (Imp)	Rs./Kg	350.00	n.a.	n.a.	n.a.	380.00	n.a.	n.a.	n.a.
Big-Onions (local)	Rs./Kg	141.00	95.00	169.00	n.a.	166.00	120.00	185.00	n.a.
Big-Onions (Imp)	Rs./Kg	139.00	100.00	145.00	95.00	166.00	120.00	159.00	108.00
Potatoes (local)	Rs./Kg	110.00	110.00	97.00	83.00	138.00	140.00	111.00	93.00
Potatoes (Imp)	Rs./Kg	83.00	70.00			101.00	95.00		
Dried Chillies (Imp)	Rs./Kg	209.00	210.00	195.00	195.00	258.00	250.00	209.00	208.00
Coconut	Rs./Nut	75.00	74.00	73.00	75.00	86.00	93.00	82.00	88.00
Coconut oil	Rs./Ltr	348.00	340.00			364.00	360.00		
Dhal	Rs./Kg	129.00	130.00			144.00	145.00		
Sugar	Rs./Kg	105.00	105.00			112.00	110.00		
Eggs	Rs./Each	12.90	13.00			13.90	14.00		
Katta	Rs./Kg	812.00	800.00			885.00	850.00		
Sprats	Rs./Kg	500.00	500.00			550.00	550.00		

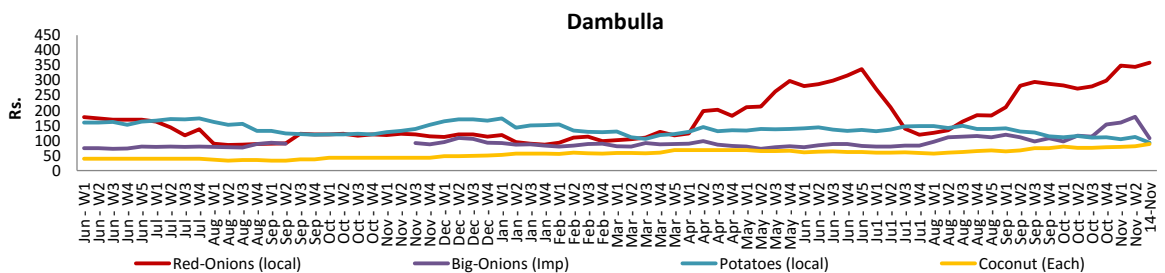
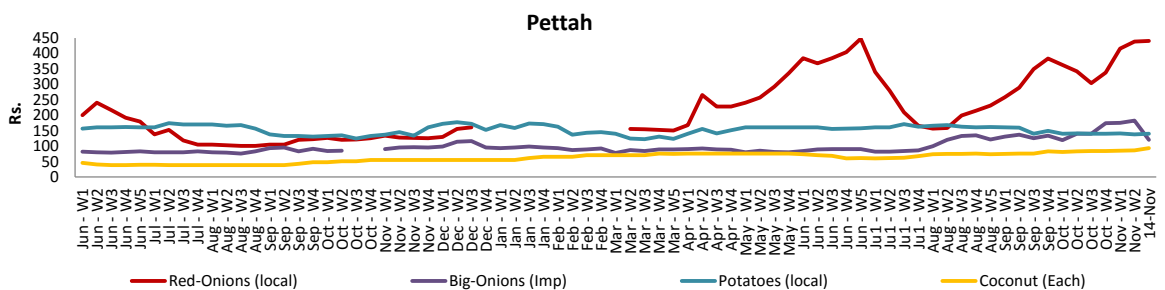
Price increased by more than 5% compared to previous week average price.

Price decreased by more than 5% compared to previous week average price.

### Wholesale Prices



### Retail Prices



\* Prices of food commodities may vary due to quality and markets among other factors.