

Daily Price Report

A Summary of Price Developments - 13 November 2017



Vegetables

- Prices of most varieties of vegetables increased in both Pettah and Dambulla markets due to low supply.



Rice

- No significant price movement was observed of rice compared with the previous week in both Pettah and Marandagahamula markets.



Fish

- Prices of most varieties of fish demonstrated mixed movements in Peliyagoda market.



Other

- Following the reduction of Special Commodity Levy (SCL) imposed with effect from 09th November 2017 prices of Big Onions (Imported) recorded a sharp decline in both Pettah and Dambulla markets .



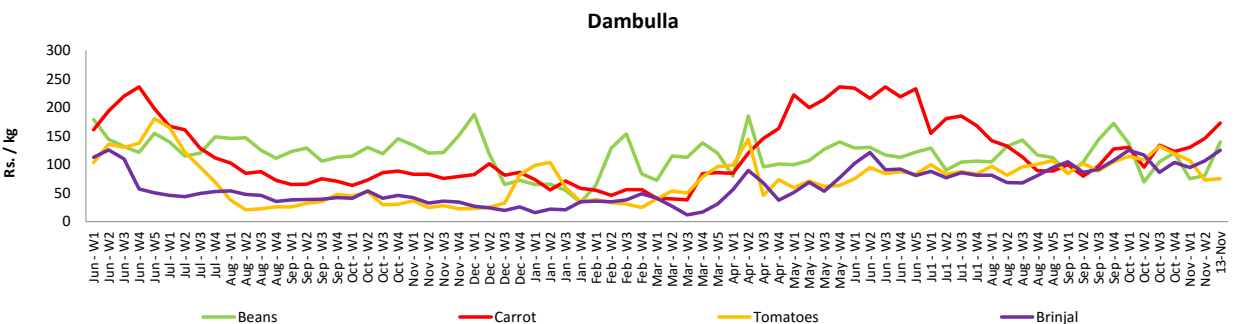
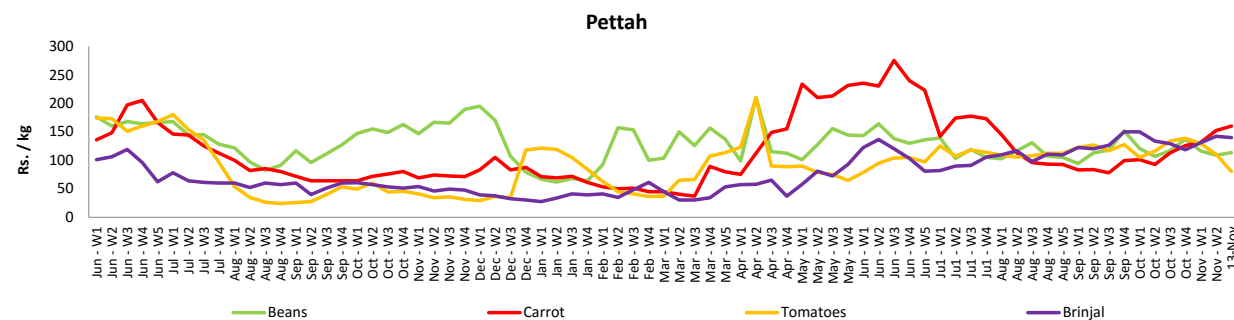
Wholesale and Retail Prices of Selected Food Commodities - 2017/11/13

Vegetables

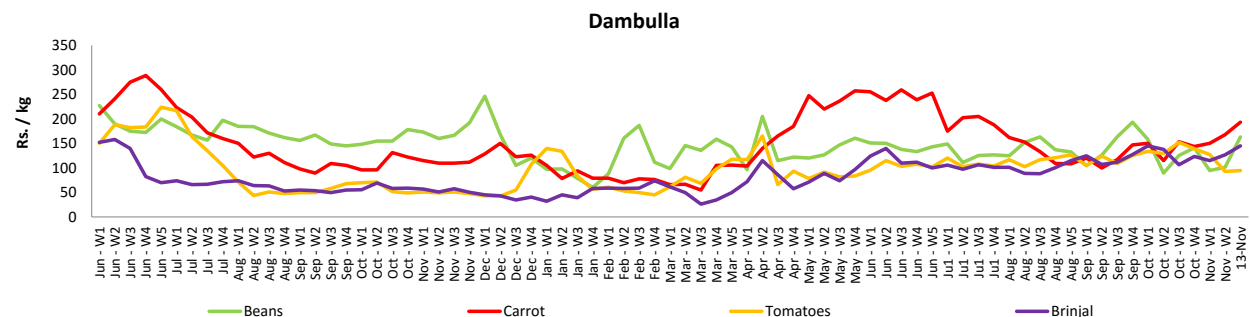
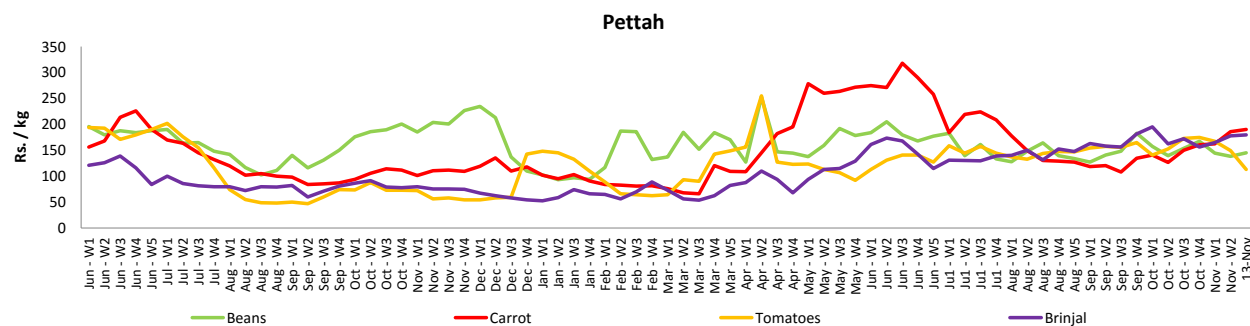
Item	Unit	Wholesale				Retail			
		Pettah		Dambulla		Pettah		Dambulla	
		Previous 5 Days Average	Today	Previous 5 Days Average	Today	Previous 5 Days Average	Today	Previous 5 Days Average	Today
Beans	Rs./Kg	109.00	113.00	81.00	140.00	138.00	145.00	101.00	163.00
Carrot	Rs./Kg	152.00	160.00	146.00	173.00	186.00	190.00	168.00	193.00
Cabbage	Rs./Kg	91.00	107.00	63.00	75.00	129.00	147.00	83.00	95.00
Tomatoes	Rs./Kg	111.00	80.00	73.00	75.00	150.00	113.00	93.00	95.00
Brinjal	Rs./Kg	142.00	140.00	107.00	125.00	178.00	180.00	127.00	145.00
Pumpkin	Rs./Kg	63.00	70.00	67.00	60.00	87.00	97.00	87.00	80.00
Snake gourd	Rs./Kg	121.00	130.00	74.00	83.00	150.00	163.00	93.00	103.00

- Price increased by more than 5% compared to previous week average price.
- Price decreased by more than 5% compared to previous week average price.

Wholesale Prices



Retail Prices



Wholesale and Retail Prices of Selected Food Commodities - 2017/11/13

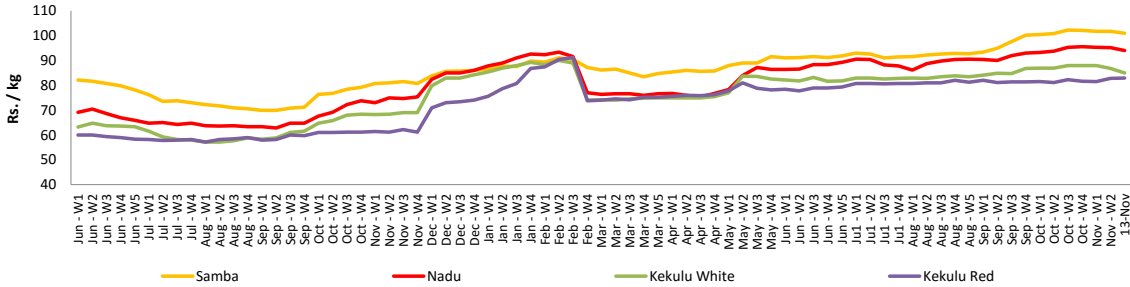
Rice

Item	Unit	Wholesale				Retail	
		Maradaghamula		Pettah		Pettah	
		Previous 5 Days Average	Today	Previous 5 Days Average	Today	Previous 5 Days Average	Today
Samba	Rs./Kg	102.00	101.00	103.00	103.00	109.00	110.00
Nadu	Rs./Kg	95.00	94.00	93.00	93.00	98.00	98.00
Kekulu White	Rs./Kg	87.00	85.00	90.00	92.00	97.00	98.00
Kekulu Red	Rs./Kg	83.00	83.00	82.00	82.00	90.00	90.00

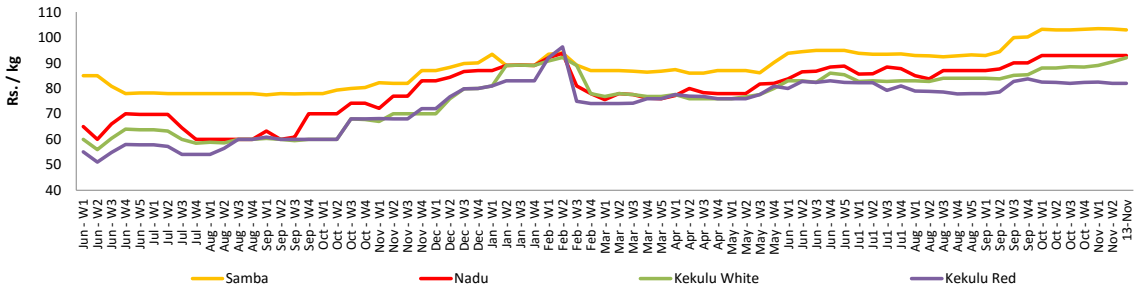
- Price increased by more than 5% compared to previous week average price.
- Price decreased by more than 5% compared to previous week average price.

Wholesale Prices

Maradaghamula

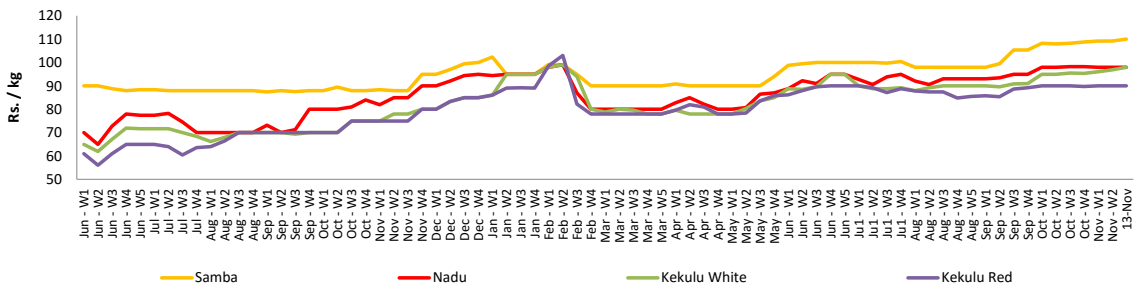


Pettah



Retail Prices

Pettah



Wholesale and Retail Prices of Selected Food Commodities - 2017/11/13

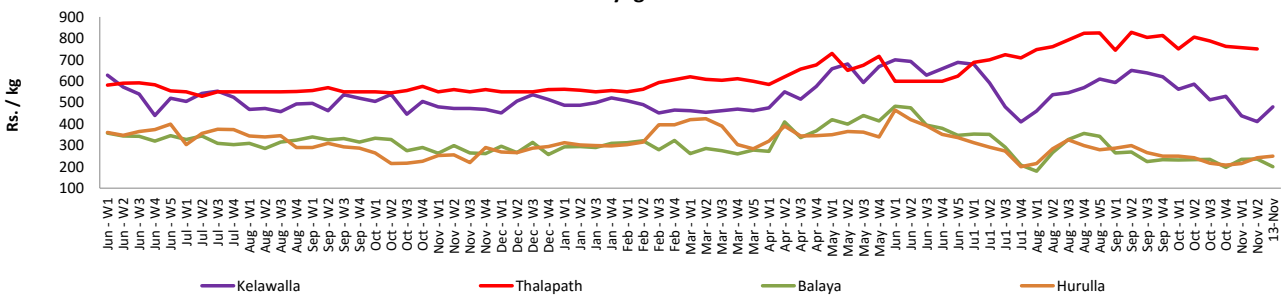
Fish

Item	Unit	Wholesale				Retail			
		Peliyagoda		Negombo		Peliyagoda		Negombo	
		Previous 5 Days Average	Today	Previous 5 Days Average	9-Nov	Previous 5 Days Average	Today	Previous 5 Days Average	9-Nov
Kelawalla	Rs./Kg	412.00	480.00	395.00	430.00	616.00	620.00	575.00	580.00
Thalapath	Rs./Kg	750.00	n.a.	533.00	500.00	908.00	n.a.	730.00	700.00
Balaya	Rs./Kg	236.00	200.00	185.00	160.00	336.00	300.00	315.00	300.00
Paraw	Rs./Kg	496.00	n.a.	443.00	520.00	804.00	n.a.	663.00	700.00
Salaya	Rs./Kg	96.00	120.00	93.00	80.00	152.00	180.00	153.00	140.00
Hurulla	Rs./Kg	243.00	250.00	173.00	170.00	343.00	350.00	270.00	250.00

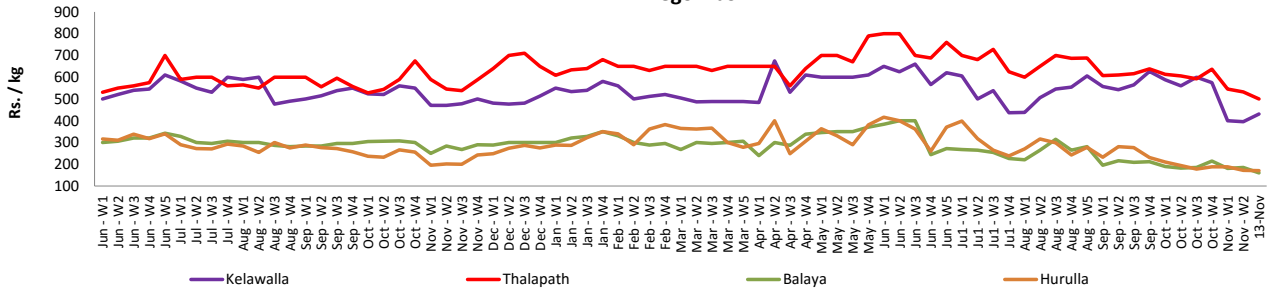
- Price increased by more than 5% compared to previous week average price.
- Price decreased by more than 5% compared to previous week average price.

Wholesale Prices

Peliyagoda

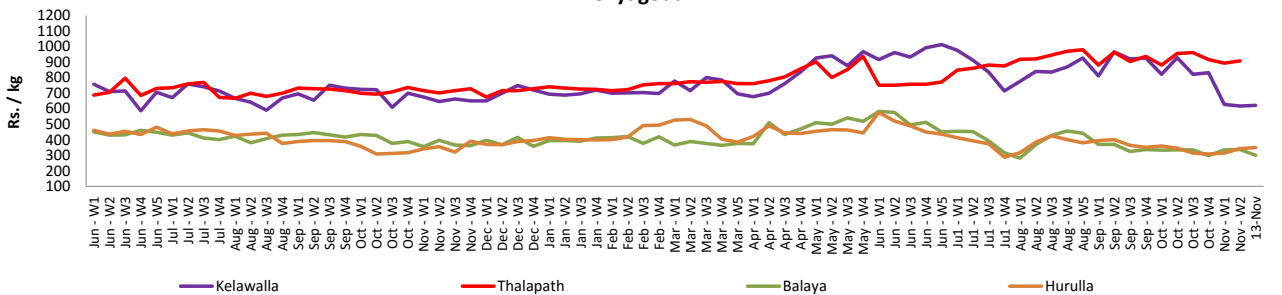


Negombo

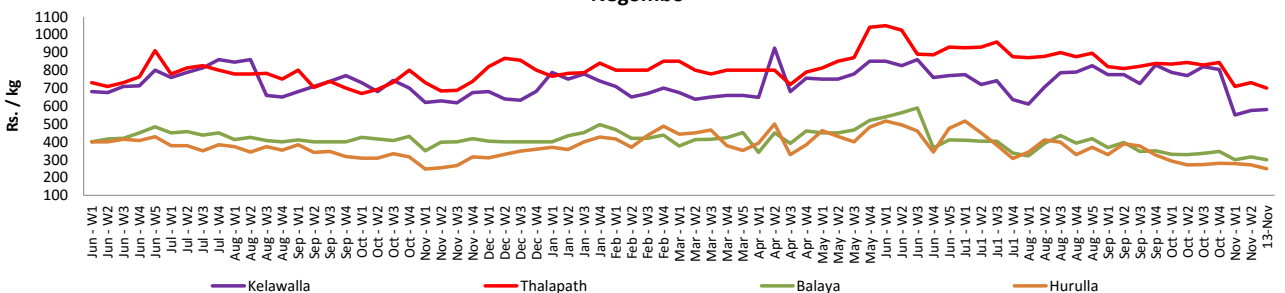


Retail Prices

Peliyagoda



Negombo



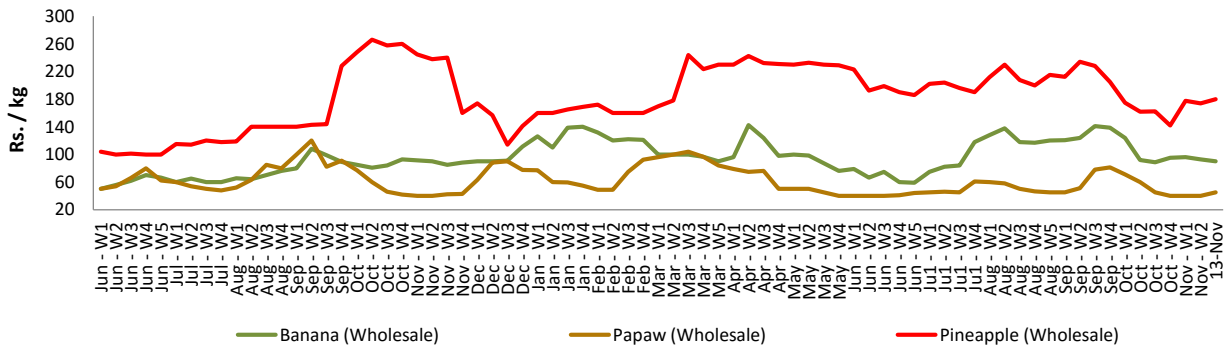
Wholesale and Retail Prices of Selected Food Commodities - 2017/11/13

Fruits

Item	Unit	Wholesale		Retail	
		Pettah			
		Previous 5 Days Average	Today	Previous 5 Days Average	Today
Banana (Sour)	Rs./Kg	93.00	90.00	127.00	120.00
Papaw	Rs./Kg	40.00	45.00	60.00	70.00
Pineapple	Rs./Kg	174.00	180.00	218.00	230.00

- Price increased by more than 5% compared to previous week average price.
- Price decreased by more than 5% compared to previous week average price.

Wholesale - Pettah



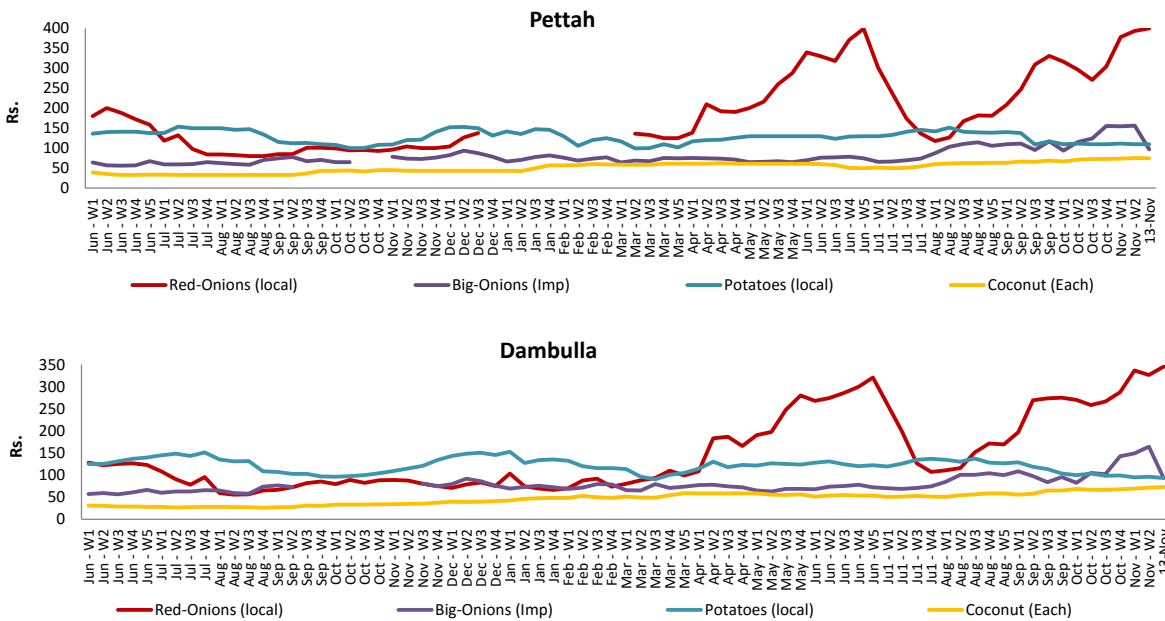
Wholesale and Retail Prices of Selected Food Commodities - 2017/11/13

Other

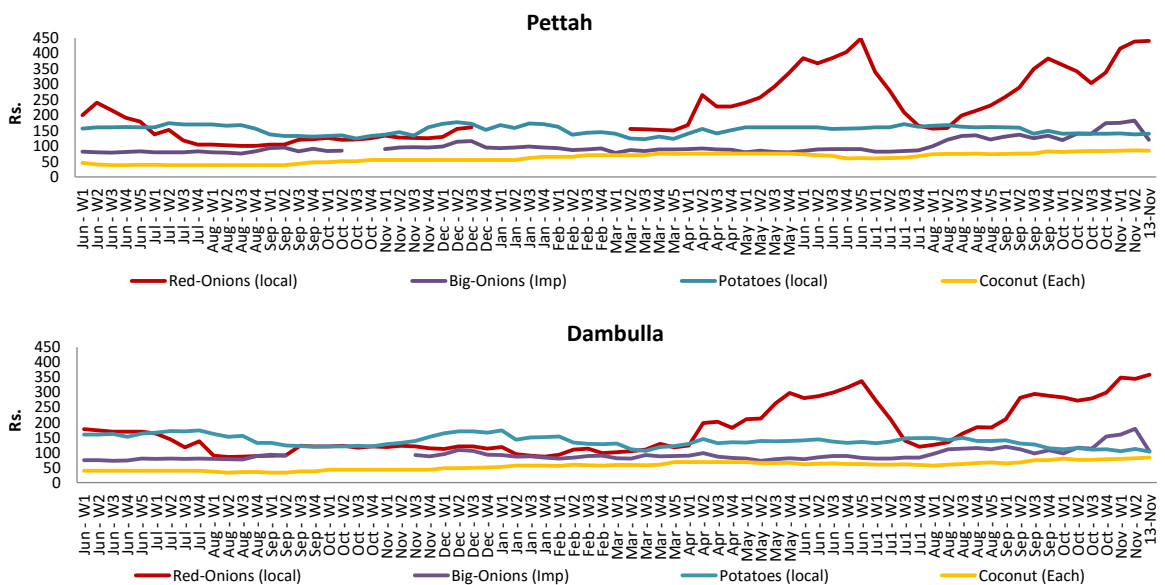
Item	Unit	Wholesale				Retail			
		Pettah		Dambulla		Pettah		Dambulla	
		Previous 5 Days Average	Today	Previous 5 Days Average	Today	Previous 5 Days Average	Today	Previous 5 Days Average	Today
Red-Onions (local)	Rs./Kg	394.00	400.00	326.00	345.00	438.00	440.00	344.00	358.00
Red-Onions (Imp)	Rs./Kg	350.00	n.a.	n.a.	n.a.	380.00	n.a.	n.a.	n.a.
Big-Onions (local)	Rs./Kg	157.00	95.00	172.00	n.a.	181.00	120.00	187.00	n.a.
Big-Onions (Imp)	Rs./Kg	156.00	97.00	164.00	93.00	182.00	120.00	178.00	103.00
Potatoes (local)	Rs./Kg	110.00	110.00	96.00	93.00	138.00	140.00	111.00	103.00
Potatoes (Imp)	Rs./Kg	84.00	80.00			101.00	100.00		
Dried Chillies (Imp)	Rs./Kg	209.00	210.00	195.00	195.00	258.00	250.00	209.00	208.00
Coconut	Rs./Nut	75.00	74.00	72.00	73.00	86.00	85.00	81.00	83.00
Coconut oil	Rs./Ltr	352.00	340.00			368.00	360.00		
Dhal	Rs./Kg	129.00	130.00			145.00	145.00		
Sugar	Rs./Kg	106.00	105.00			114.00	110.00		
Eggs	Rs./Each	12.80	13.00			13.80	14.00		
Katta	Rs./Kg	816.00	800.00			895.00	850.00		
Sprats	Rs./Kg	500.00	500.00			550.00	550.00		

- Price increased by more than 5% compared to previous week average price.
- Price decreased by more than 5% compared to previous week average price.

Wholesale Prices



Retail Prices



* Prices of food commodities may vary due to quality and markets among other factors.