

Daily Price Report

A Summary of Price Developments - 10 November 2017



Vegetables

- Prices of most varieties of vegetables demonstrated mixed movements in Pettah market while prices in Dambulla market increased significantly.



Rice

- No significant price movement was observed of rice compared with the previous week in both Pettah and Marandagamula markets.



Fish

- Prices of most varieties of fish demonstrated mixed movements in Peliyagoda market.



Other

- **Following the reduction of Special Commodity Levy (SCL) imposed with effect from 09th November 2017 prices of Big Onions (Imported) recorded a sharp decline in both Pettah and Dambulla markets .**
- **Prices of Potatoes (Imported) and Dhal also decreased significantly in Pettah market.**



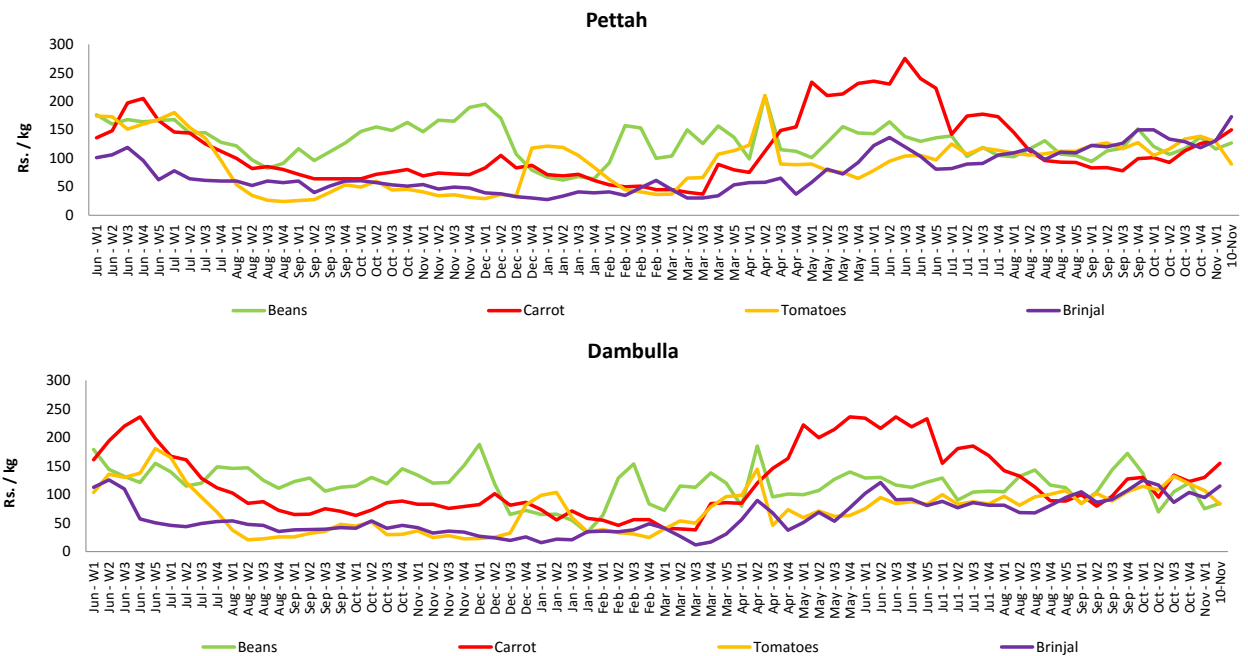
Wholesale and Retail Prices of Selected Food Commodities - 2017/11/10

Vegetables

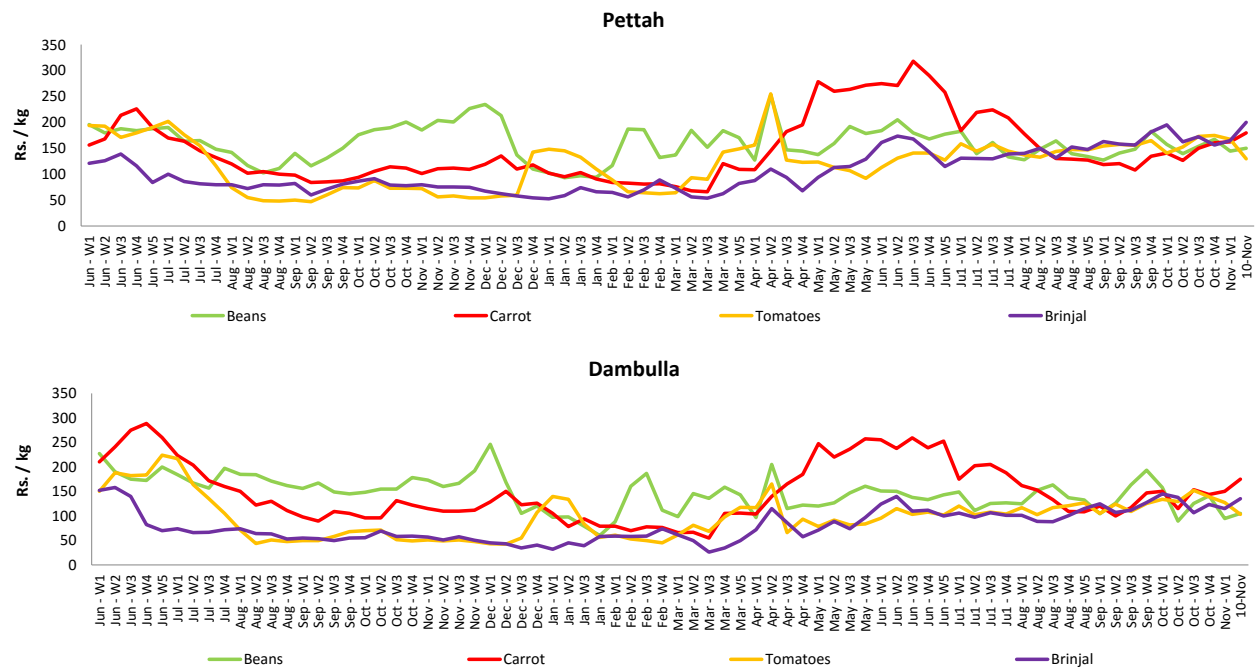
Item	Unit	Wholesale				Retail			
		Pettah		Dambulla		Pettah		Dambulla	
		Previous 5 Days Average	Today	Previous 5 Days Average	Today	Previous 5 Days Average	Today	Previous 5 Days Average	Today
Beans	Rs./Kg	104.00	127.00	75.00	85.00	136.00	150.00	95.00	105.00
Carrot	Rs./Kg	152.00	150.00	140.00	155.00	186.00	180.00	162.00	175.00
Cabbage	Rs./Kg	93.00	75.00	60.00	75.00	131.00	120.00	80.00	95.00
Tomatoes	Rs./Kg	114.00	90.00	73.00	83.00	155.00	130.00	93.00	103.00
Brinjal	Rs./Kg	134.00	173.00	103.00	115.00	171.00	200.00	123.00	135.00
Pumpkin	Rs./Kg	63.00	58.00	63.00	63.00	88.00	85.00	83.00	83.00
Snake gourd	Rs./Kg	121.00	117.00	72.00	75.00	151.00	140.00	91.00	95.00

- Price increased by more than 5% compared to previous week average price.
- Price decreased by more than 5% compared to previous week average price.

Wholesale Prices



Retail Prices



Wholesale and Retail Prices of Selected Food Commodities - 2017/11/10

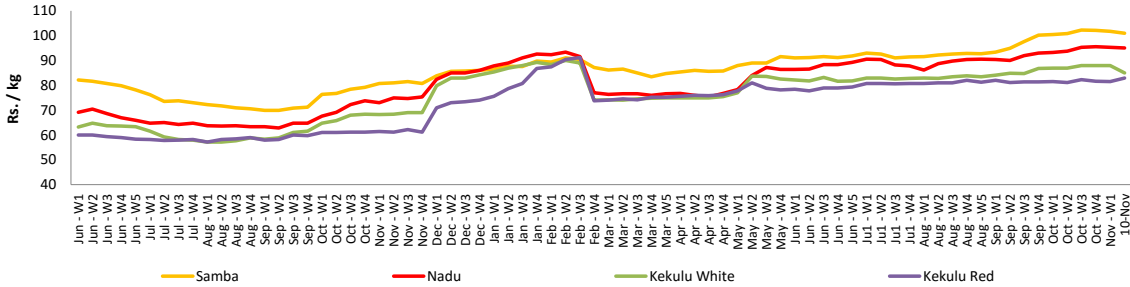
Rice

Item	Unit	Wholesale				Retail	
		Maradaghamula		Pettah		Pettah	
		Previous 5 Days Average	Today	Previous 5 Days Average	Today	Previous 5 Days Average	Today
Samba	Rs./Kg	102.00	101.00	103.00	105.00	109.00	110.00
Nadu	Rs./Kg	95.00	95.00	93.00	93.00	98.00	98.00
Kekulu White	Rs./Kg	87.00	85.00	90.00	92.00	96.00	98.00
Kekulu Red	Rs./Kg	83.00	83.00	82.00	82.00	90.00	90.00

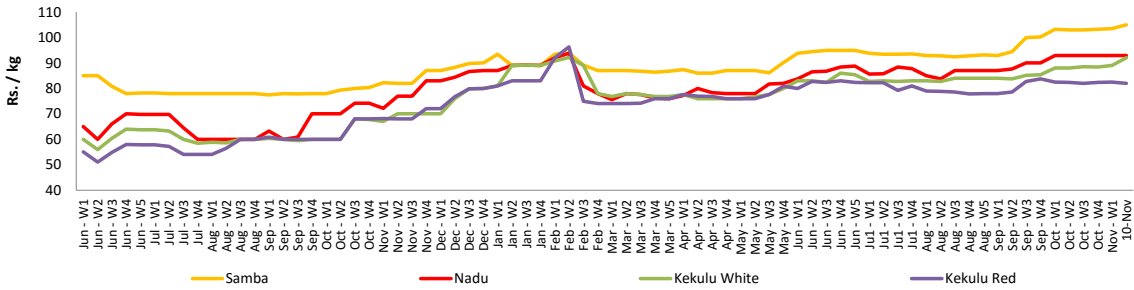
- Price increased by more than 5% compared to previous week average price.
- Price decreased by more than 5% compared to previous week average price.

Wholesale Prices

Marandaghamula

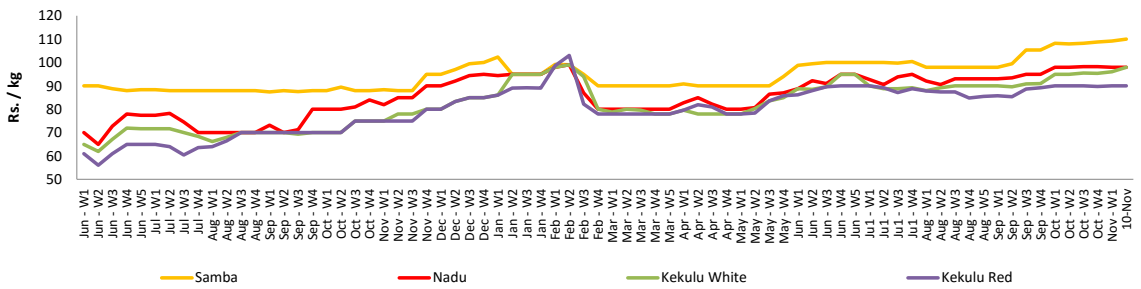


Pettah



Retail Prices

Pettah



Wholesale and Retail Prices of Selected Food Commodities - 2017/11/10

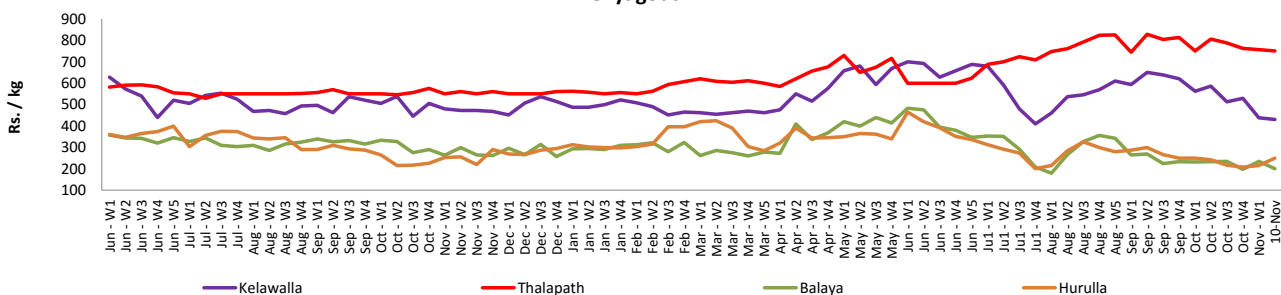
Fish

Item	Unit	Wholesale				Retail			
		Peliyagoda		Negombo		Peliyagoda		Negombo	
		Previous 5 Days Average	Today	Previous 5 Days Average	9-Nov	Previous 5 Days Average	Today	Previous 5 Days Average	9-Nov
Kelawalla	Rs./Kg	406.00	430.00	400.00	380.00	608.00	600.00	576.00	520.00
Thalapath	Rs./Kg	750.00	750.00	546.00	500.00	908.00	900.00	728.00	700.00
Balaya	Rs./Kg	244.00	200.00	188.00	160.00	344.00	300.00	312.00	300.00
Paraw	Rs./Kg	470.00	550.00	466.00	480.00	768.00	880.00	678.00	700.00
Salaya	Rs./Kg	94.00	130.00	94.00	80.00	152.00	180.00	152.00	140.00
Hurulla	Rs./Kg	235.00	250.00	178.00	160.00	335.00	350.00	278.00	250.00

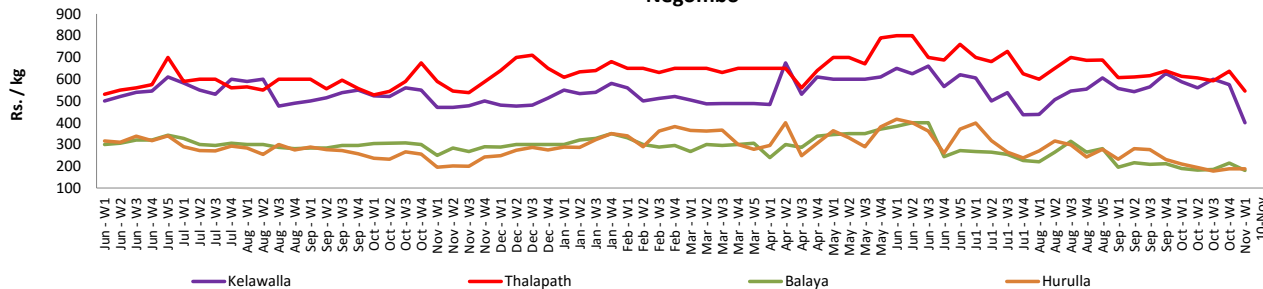
- Price increased by more than 5% compared to previous week average price.
- Price decreased by more than 5% compared to previous week average price.

Wholesale Prices

Peliyagoda

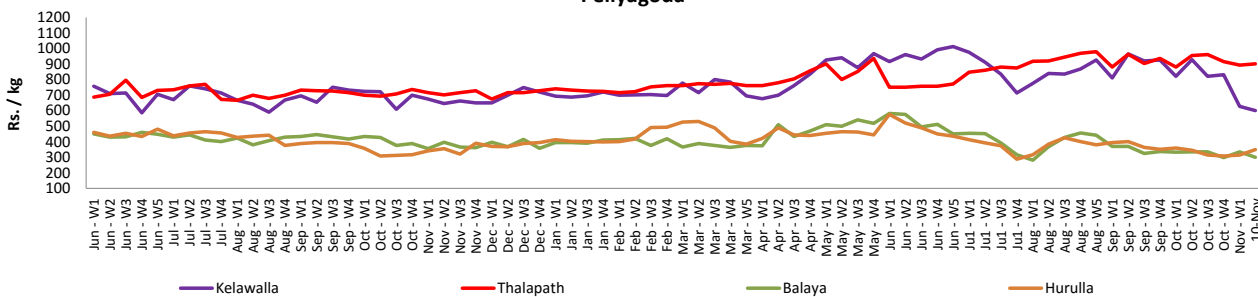


Negombo

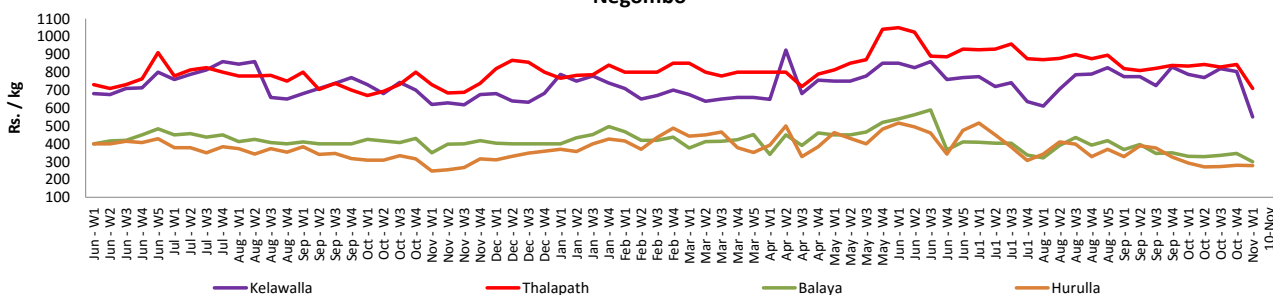


Retail Prices

Peliyagoda



Negombo



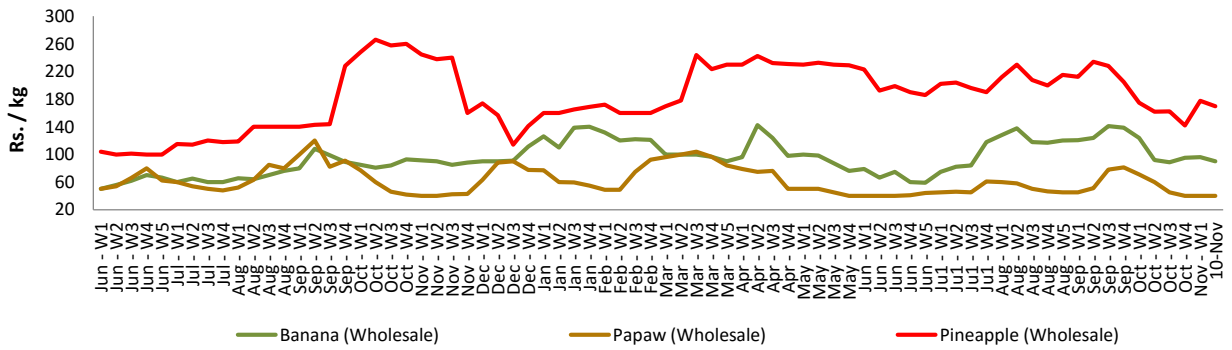
Wholesale and Retail Prices of Selected Food Commodities - 2017/11/10

Fruits

Item	Unit	Wholesale		Retail	
		Pettah			
		Previous 5 Days Average	Today	Previous 5 Days Average	Today
Banana (Sour)	Rs./Kg	95.00	90.00	131.00	120.00
Papaw	Rs./Kg	40.00	40.00	60.00	60.00
Pineapple	Rs./Kg	176.00	170.00	222.00	210.00

- Price increased by more than 5% compared to previous week average price.
- Price decreased by more than 5% compared to previous week average price.

Wholesale - Pettah



Wholesale and Retail Prices of Selected Food Commodities - 2017/11/10

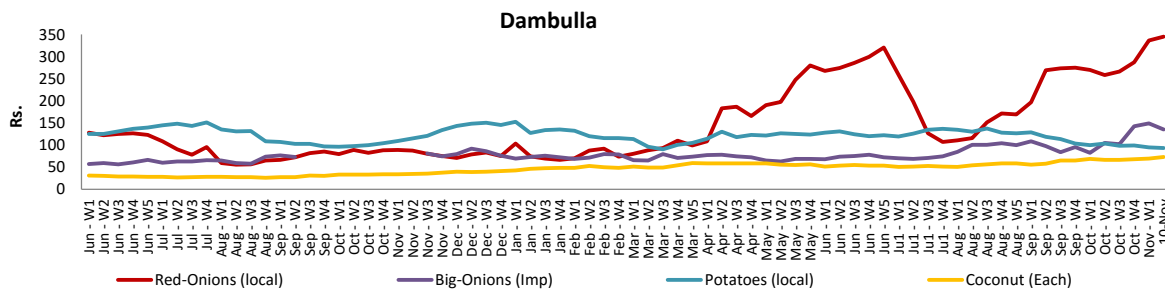
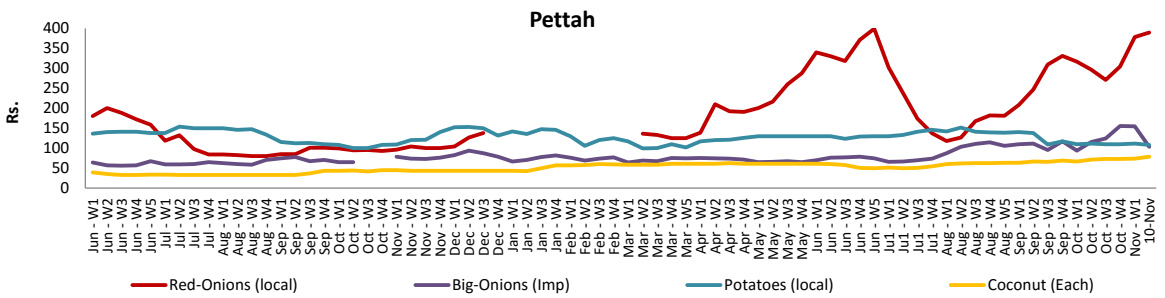
Other

Item	Unit	Wholesale				Retail			
		Pettah		Dambulla		Pettah		Dambulla	
		Previous 5 Days Average	Today	Previous 5 Days Average	Today	Previous 5 Days Average	Today	Previous 5 Days Average	Today
Red-Onions (local)	Rs./Kg	393.00	390.00	324.00	345.00	432.00	450.00	342.00	358.00
Red-Onions (Imp)	Rs./Kg	350.00	n.a.	n.a.	n.a.	380.00	n.a.	n.a.	n.a.
Big-Onions (local)	Rs./Kg	157.00	n.a.	172.00	148.00	180.00	n.a.	188.00	155.00
Big-Onions (Imp)	Rs./Kg	167.00	103.00	164.00	135.00	188.00	145.00	178.00	148.00
Potatoes (local)	Rs./Kg	111.00	108.00	97.00	93.00	141.00	130.00	112.00	103.00
Potatoes (Imp)	Rs./Kg	85.00	80.00			102.00	95.00		
Dried Chillies (Imp)	Rs./Kg	208.00	203.00	195.00	195.00	260.00	240.00	209.00	208.00
Coconut	Rs./Nut	74.20	78.00	72.00	73.00	86.00	90.00	81.00	83.00
Coconut oil	Rs./Ltr	356.00	340.00			372.00	360.00		
Dhal	Rs./Kg	131.00	120.00			148.00	135.00		
Sugar	Rs./Kg	107.00	103.00			115.00	112.00		
Eggs	Rs./Each	12.60	13.00			13.60	14.00		
Katta	Rs./Kg	820.00	800.00			900.00	875.00		
Sprats	Rs./Kg	500.00	500.00			550.00	550.00		

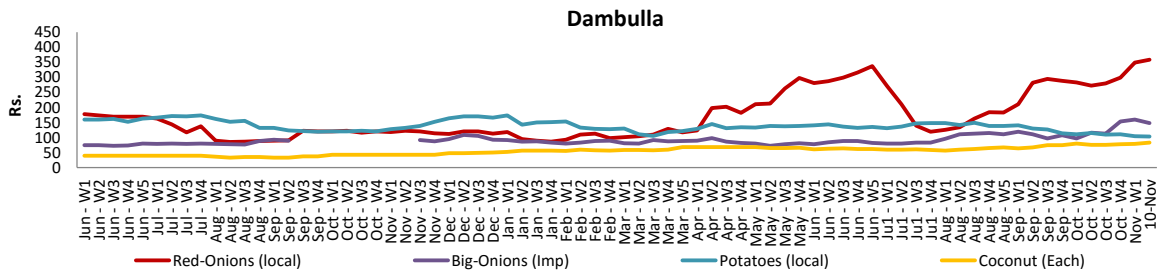
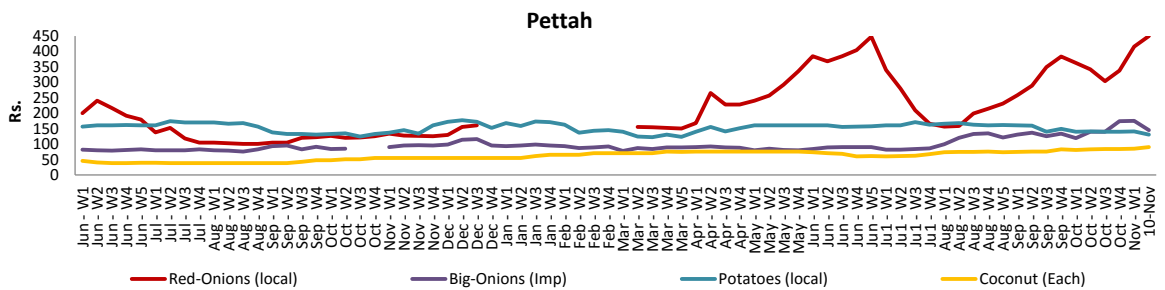
Price increased by more than 5% compared to previous week average price.

Price decreased by more than 5% compared to previous week average price.

Wholesale Prices



Retail Prices



* Prices of food commodities may vary due to quality and markets among other factors.