

Daily Price Report

A Summary of Price Developments - 09 November 2017



Vegetables

- Prices of most varieties of vegetables demonstrated mixed movements in both Pettah and Dambulla markets.



Rice

- No significant price movement was observed of rice compared with the previous week in both Pettah and Marandagahamula markets.



Fish

- Prices of most varieties of fish decreased in Negombo market while prices of small fish varieties increased significantly in Peliyagoda market.



Other

- Prices of Big Onions (Imported and Local) decreased in both Pettah and Dambulla markets.



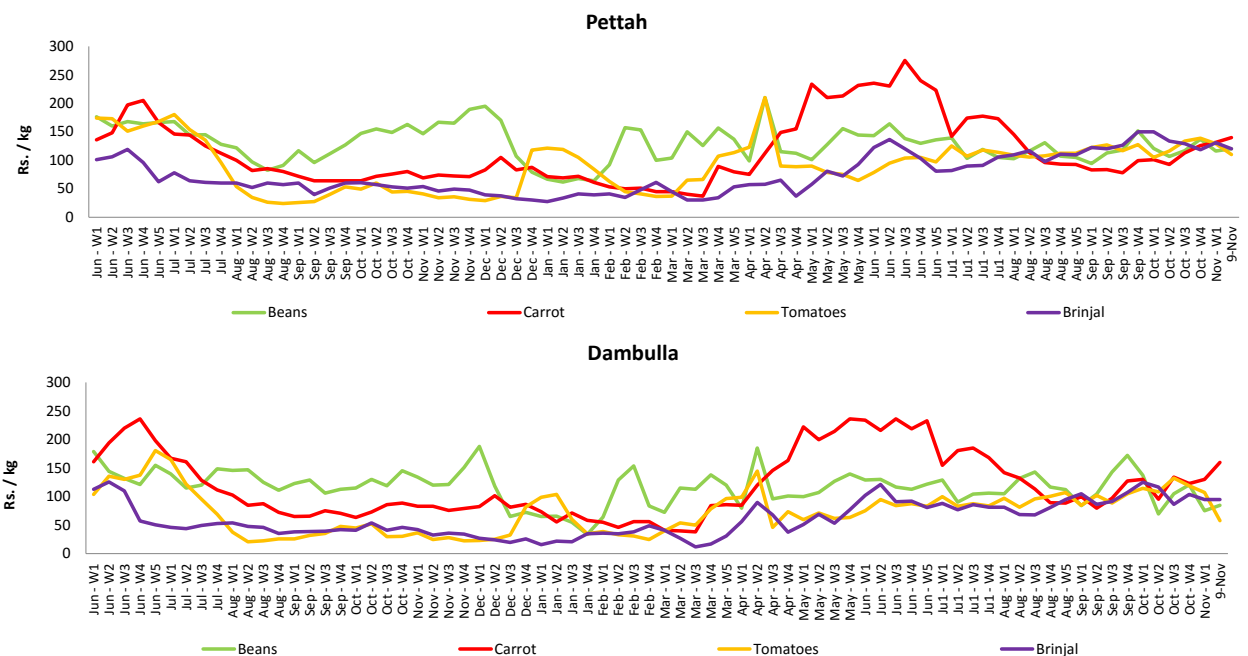
Wholesale and Retail Prices of Selected Food Commodities - 2017/11/09

Vegetables

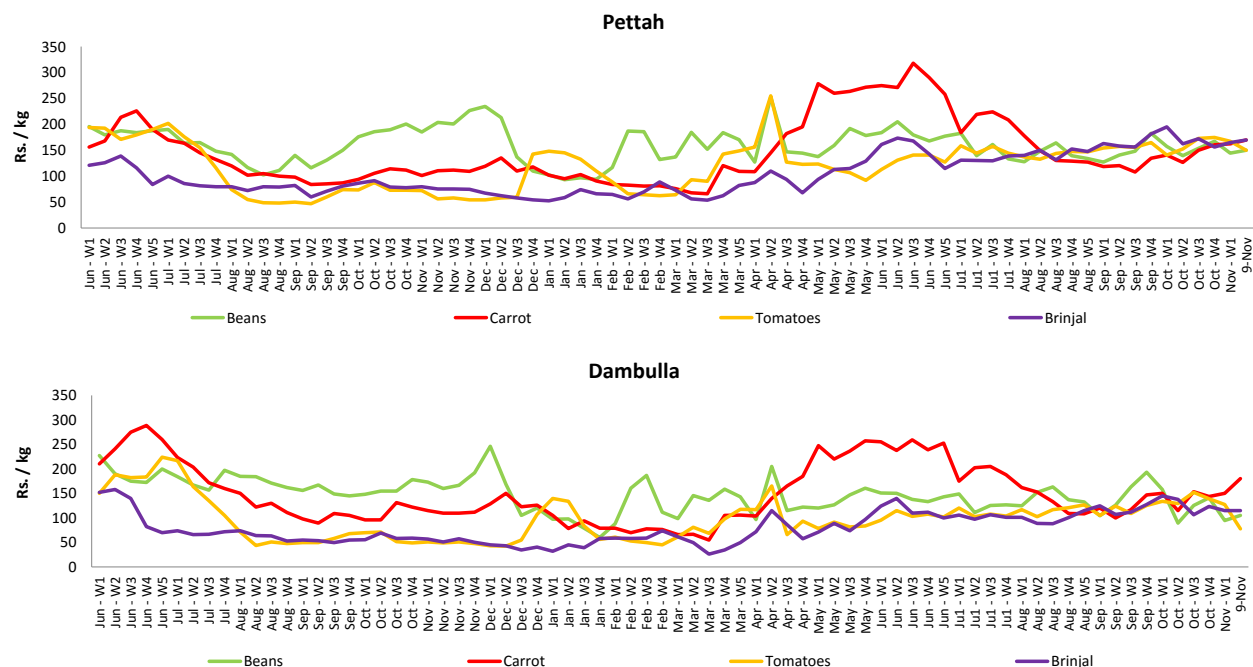
Item	Unit	Wholesale				Retail			
		Pettah		Dambulla		Pettah		Dambulla	
		Previous 5 Days Average	Today	Previous 5 Days Average	Today	Previous 5 Days Average	Today	Previous 5 Days Average	Today
Beans	Rs./Kg	105.00	120.00	69.00	85.00	136.00	150.00	89.00	105.00
Carrot	Rs./Kg	151.00	140.00	131.00	160.00	186.00	170.00	153.00	180.00
Cabbage	Rs./Kg	95.00	100.00	60.00	75.00	135.00	140.00	80.00	95.00
Tomatoes	Rs./Kg	119.00	110.00	85.00	58.00	158.00	150.00	105.00	78.00
Brinjal	Rs./Kg	136.00	120.00	105.00	95.00	171.00	170.00	125.00	115.00
Pumpkin	Rs./Kg	63.00	60.00	59.00	65.00	90.00	80.00	79.00	85.00
Snake gourd	Rs./Kg	121.00	120.00	76.00	65.00	152.00	155.00	95.00	85.00

- Price increased by more than 5% compared to previous week average price.
- Price decreased by more than 5% compared to previous week average price.

Wholesale Prices



Retail Prices



Wholesale and Retail Prices of Selected Food Commodities - 2017/11/09

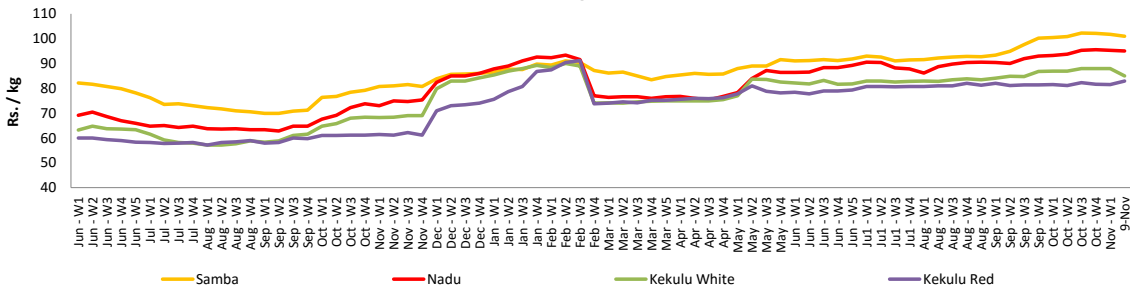
Rice

Item	Unit	Wholesale				Retail	
		Maradaghamula		Pettah		Pettah	
		Previous 5 Days Average	Today	Previous 5 Days Average	Today	Previous 5 Days Average	Today
Samba	Rs./Kg	102.00	101.00	103.00	103.00	109.00	110.00
Nadu	Rs./Kg	95.00	95.00	93.00	93.00	98.00	98.00
Kekulu White	Rs./Kg	88.00	85.00	89.00	92.00	96.00	98.00
Kekulu Red	Rs./Kg	82.00	83.00	82.00	82.00	90.00	90.00

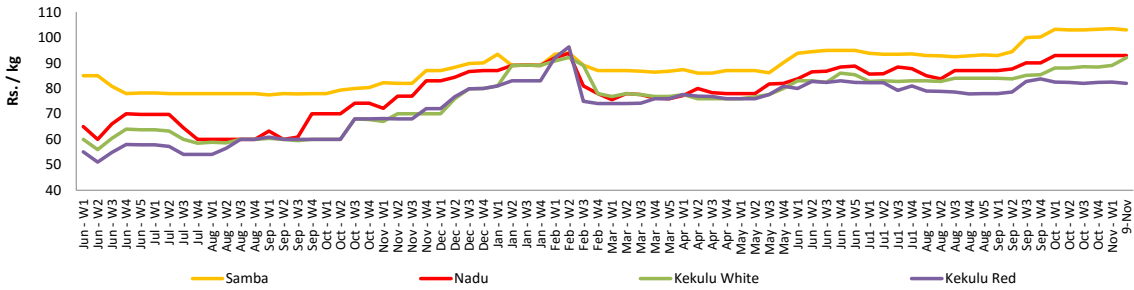
- Price increased by more than 5% compared to previous week average price.
- Price decreased by more than 5% compared to previous week average price.

Wholesale Prices

Marandaghamula

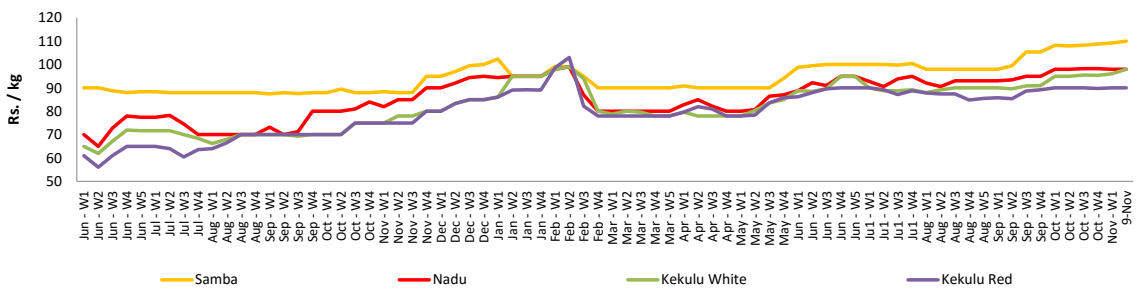


Pettah



Retail Prices

Pettah



Wholesale and Retail Prices of Selected Food Commodities - 2017/11/09

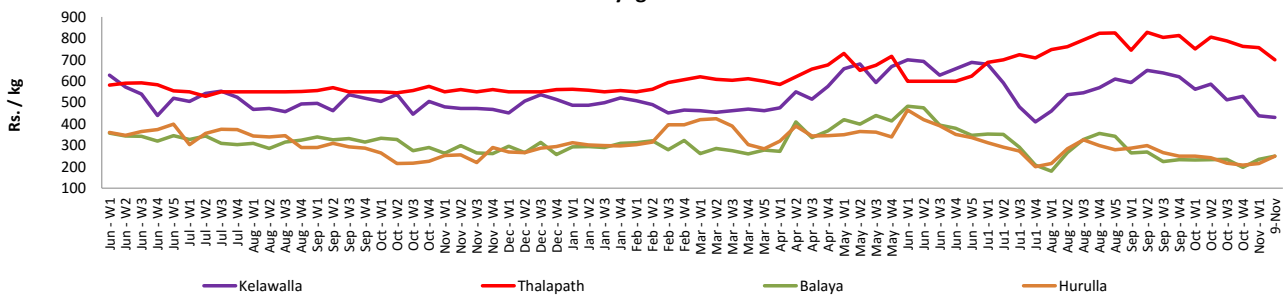
Fish

Item	Unit	Wholesale				Retail			
		Peliyagoda		Negombo		Peliyagoda		Negombo	
		Previous 5 Days Average	Today	Previous 5 Days Average	Today	Previous 5 Days Average	Today	Previous 5 Days Average	Today
Kelawalla	Rs./Kg	410.00	430.00	400.00	380.00	618.00	600.00	576.00	520.00
Thalapath	Rs./Kg	763.00	700.00	546.00	500.00	920.00	860.00	728.00	700.00
Balaya	Rs./Kg	246.00	250.00	188.00	160.00	346.00	350.00	312.00	300.00
Paraw	Rs./Kg	444.00	550.00	466.00	480.00	732.00	880.00	678.00	700.00
Salaya	Rs./Kg	88.00	130.00	94.00	80.00	148.00	180.00	152.00	140.00
Hurulla	Rs./Kg	233.00	250.00	178.00	160.00	333.00	350.00	278.00	250.00

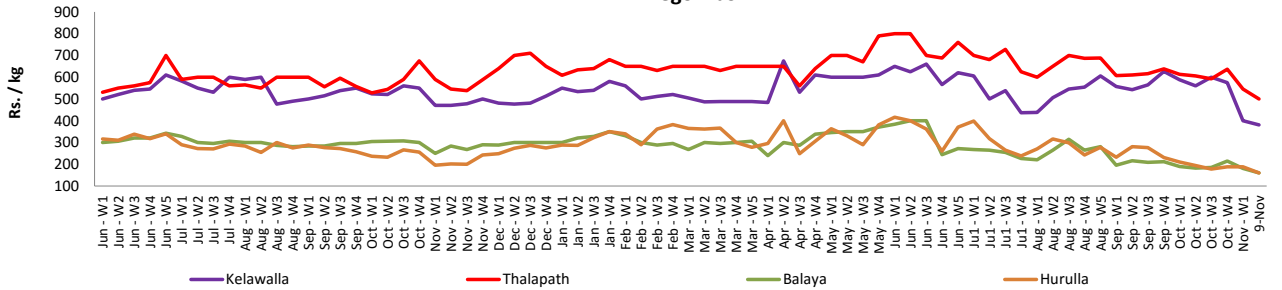
- Price increased by more than 5% compared to previous week average price.
- Price decreased by more than 5% compared to previous week average price.

Wholesale Prices

Peliyagoda

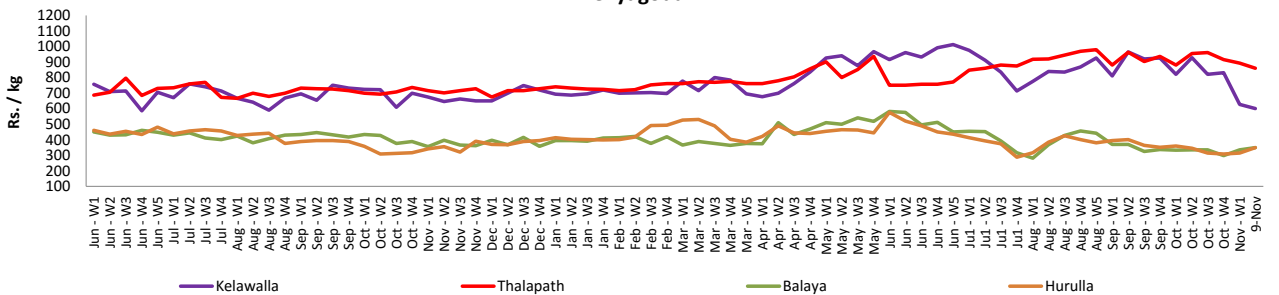


Negombo

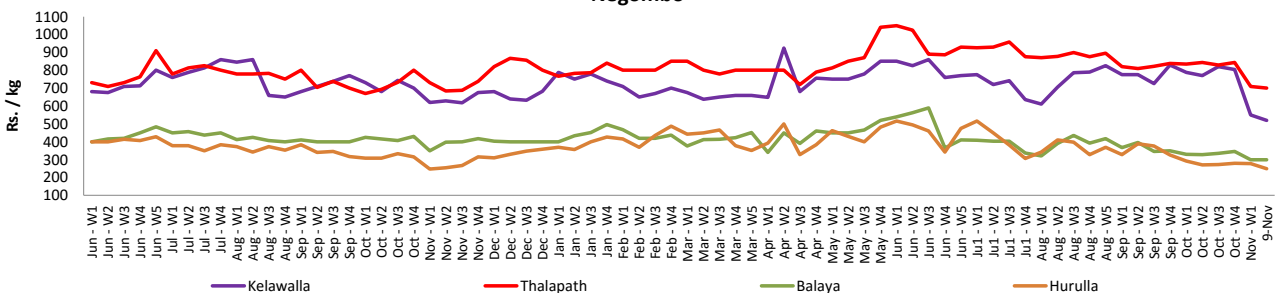


Retail Prices

Peliyagoda



Negombo



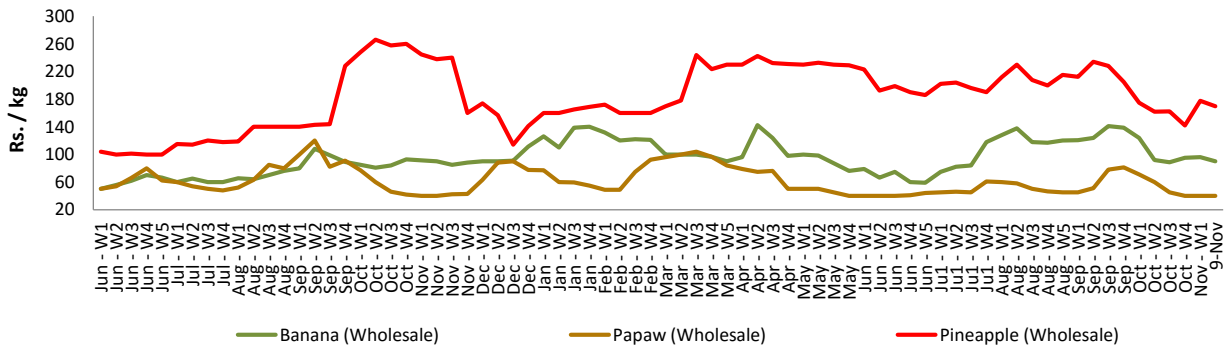
Wholesale and Retail Prices of Selected Food Commodities - 2017/11/09

Fruits

Item	Unit	Wholesale		Retail	
		Pettah			
		Previous 5 Days Average	Today	Previous 5 Days Average	Today
Banana (Sour)	Rs./Kg	96.00	90.00	131.00	120.00
Papaw	Rs./Kg	40.00	40.00	60.00	60.00
Pineapple	Rs./Kg	178.00	170.00	226.00	210.00

- Price increased by more than 5% compared to previous week average price.
- Price decreased by more than 5% compared to previous week average price.

Wholesale - Pettah



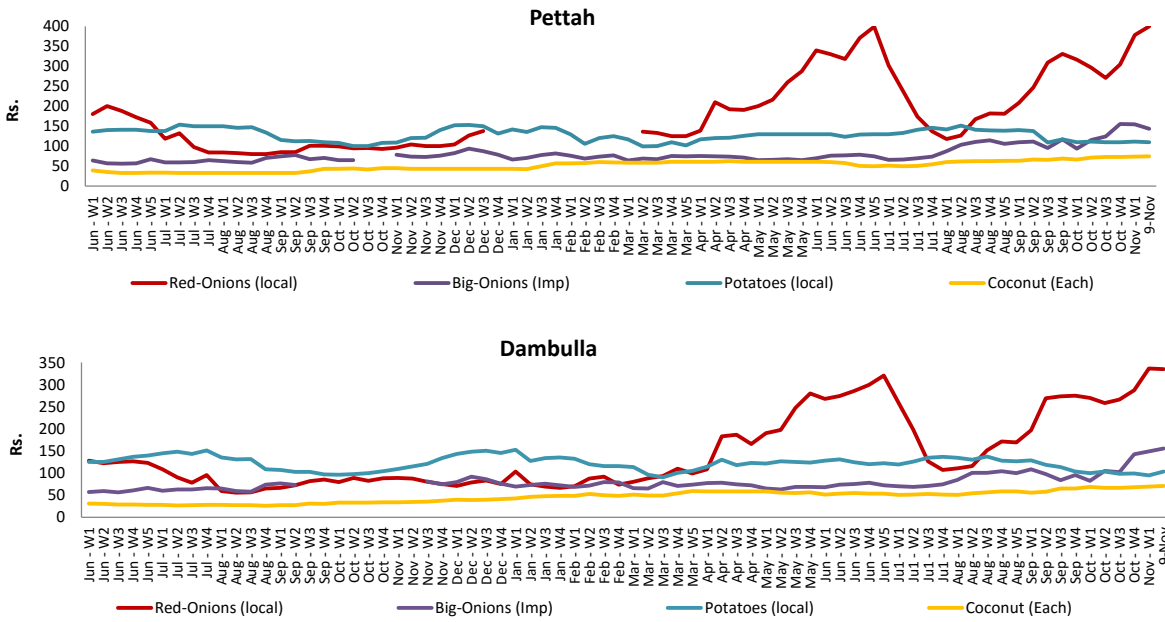
Wholesale and Retail Prices of Selected Food Commodities - 2017/11/09

Other

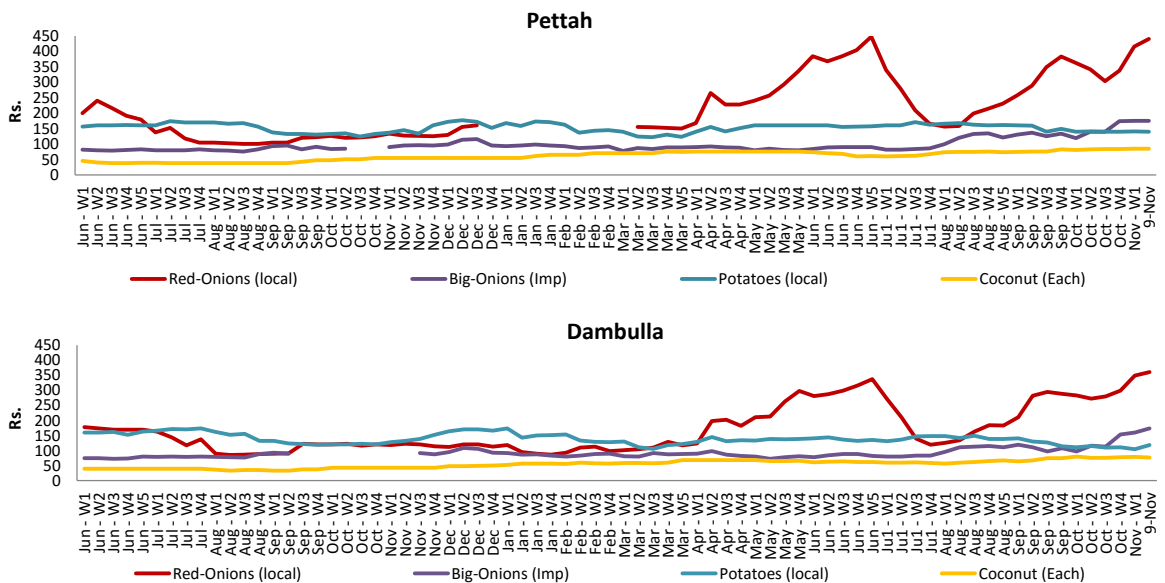
Item	Unit	Wholesale				Retail			
		Pettah		Dambulla		Pettah		Dambulla	
		Previous 5 Days Average	Today	Previous 5 Days Average	Today	Previous 5 Days Average	Today	Previous 5 Days Average	Today
Red-Onions (local)	Rs./Kg	393.00	400.00	324.00	335.00	432.00	440.00	340.00	360.00
Red-Onions (Imp)	Rs./Kg	350.00	n.a.	n.a.	n.a.	380.00	n.a.	n.a.	n.a.
Big-Onions (local)	Rs./Kg	159.00	143.00	174.00	163.00	180.00	175.00	189.00	183.00
Big-Onions (Imp)	Rs./Kg	169.00	143.00	164.00	155.00	188.00	175.00	176.00	173.00
Potatoes (local)	Rs./Kg	111.00	110.00	95.00	103.00	141.00	140.00	109.00	118.00
Potatoes (Imp)	Rs./Kg	85.00	85.00			101.00	105.00		
Dried Chillies (Imp)	Rs./Kg	208.00	210.00	195.00	195.00	260.00	250.00	209.00	208.00
Coconut	Rs./Nut	74.00	74.00	71.00	71.00	85.00	85.00	81.00	77.00
Coconut oil	Rs./Ltr	360.00	340.00			376.00	360.00		
Dhal	Rs./Kg	131.00	130.00			149.00	145.00		
Sugar	Rs./Kg	107.00	105.00			116.00	110.00		
Eggs	Rs./Each	12.40	13.00			13.40	14.00		
Katta	Rs./Kg	820.00	820.00			900.00	900.00		
Sprats	Rs./Kg	500.00	500.00			550.00	550.00		

- Price increased by more than 5% compared to previous week average price.
- Price decreased by more than 5% compared to previous week average price.

Wholesale Prices



Retail Prices



* Prices of food commodities may vary due to quality and markets among other factors.