

# Daily Price Report

---

A Summary of Price Developments - 08 November 2017

---



## Vegetables

- Prices of most varieties of vegetables decreased in both Pettah and Dambulla markets.



## Rice

- No significant price movement was observed of rice compared with the previous week in both Pettah and Marandagahamula markets.



## Fish

- Prices of most varieties of fish demonstrated mixed movements in both Negombo and Peliyagoda markets.



## Other

- Prices of Egg continued to increase in Pettah market.



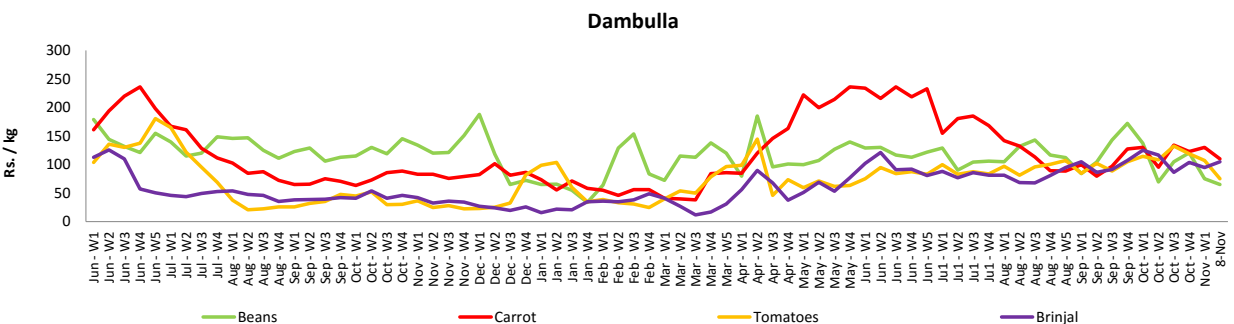
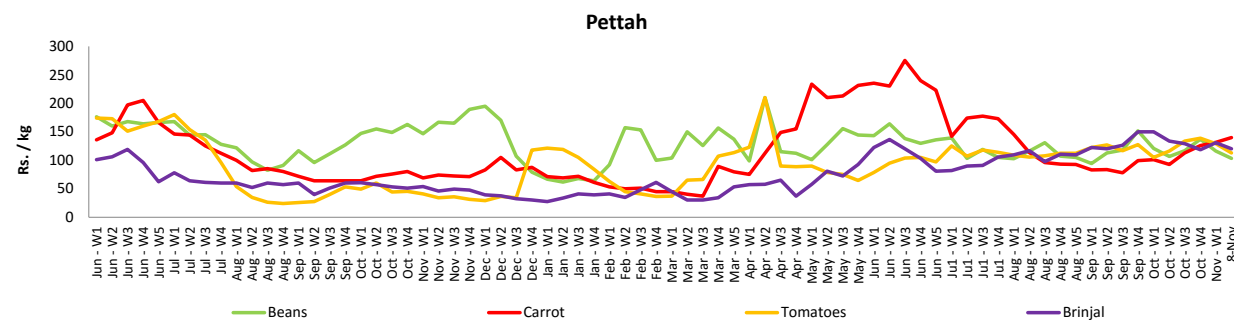
# Wholesale and Retail Prices of Selected Food Commodities - 2017/11/08

## Vegetables

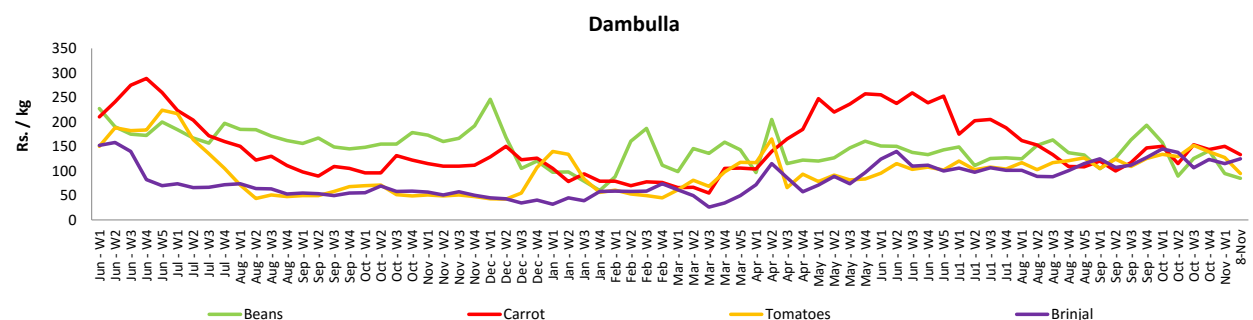
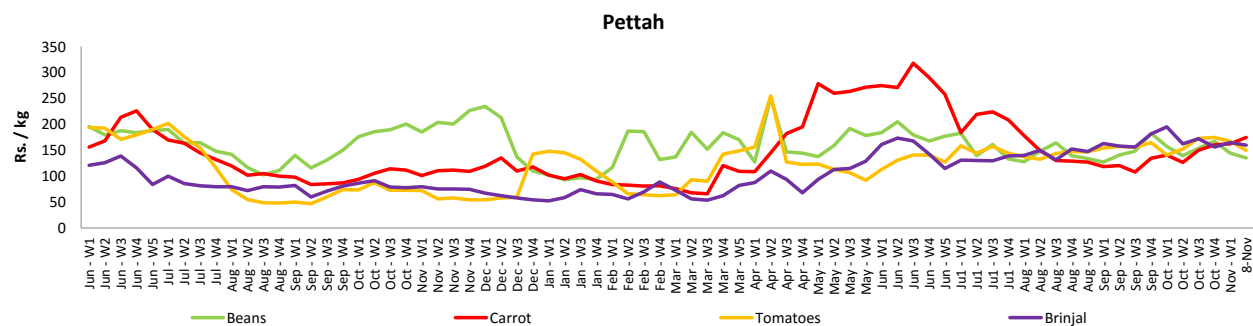
Item	Unit	Wholesale				Retail			
		Pettah		Dambulla		Pettah		Dambulla	
		Previous 5 Days Average	Today	Previous 5 Days Average	Today	Previous 5 Days Average	Today	Previous 5 Days Average	Today
Beans	Rs./Kg	109.00	103.00	75.00	65.00	138.00	135.00	95.00	85.00
Carrot	Rs./Kg	143.00	140.00	138.00	110.00	177.00	175.00	159.00	133.00
Cabbage	Rs./Kg	102.00	85.00	70.00	45.00	143.00	117.00	90.00	65.00
Tomatoes	Rs./Kg	124.00	113.00	91.00	75.00	162.00	150.00	111.00	95.00
Brinjal	Rs./Kg	140.00	120.00	101.00	105.00	172.00	160.00	121.00	125.00
Pumpkin	Rs./Kg	64.00	70.00	55.00	75.00	90.00	100.00	75.00	95.00
Snake gourd	Rs./Kg	125.00	110.00	73.00	75.00	155.00	147.00	93.00	95.00

- Price increased by more than 5% compared to previous week average price.
- Price decreased by more than 5% compared to previous week average price.

### Wholesale Prices



### Retail Prices



# Wholesale and Retail Prices of Selected Food Commodities - 2017/11/08

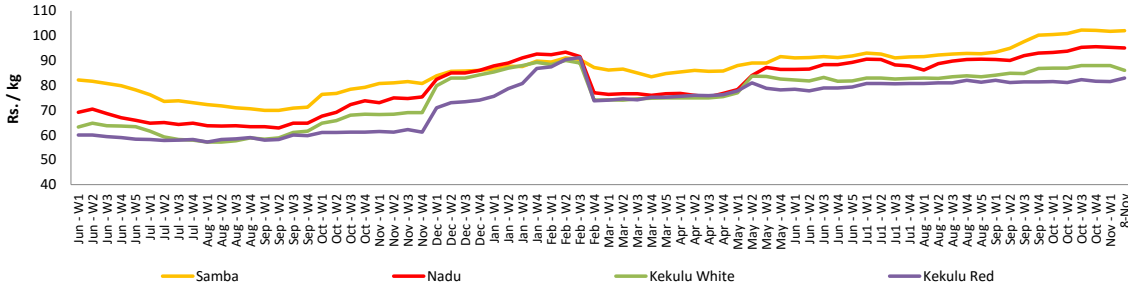
## Rice

Item	Unit	Wholesale				Retail	
		Maradaghamula		Pettah		Pettah	
		Previous 5 Days Average	Today	Previous 5 Days Average	Today	Previous 5 Days Average	Today
Samba	Rs./Kg	102.00	102.00	103.00	103.00	109.00	110.00
Nadu	Rs./Kg	95.00	95.00	93.00	93.00	98.00	98.00
Kekulu White	Rs./Kg	88.00	86.00	88.00	92.00	95.00	98.00
Kekulu Red	Rs./Kg	82.00	83.00	82.00	82.00	90.00	90.00

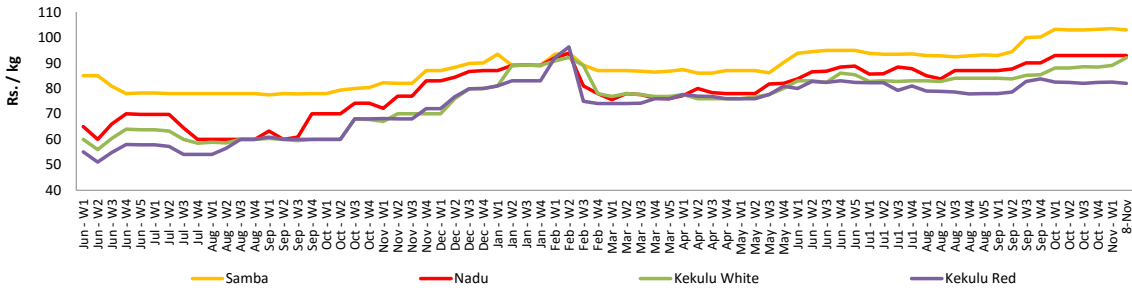
- Price increased by more than 5% compared to previous week average price.
- Price decreased by more than 5% compared to previous week average price.

### Wholesale Prices

#### Marandaghamula

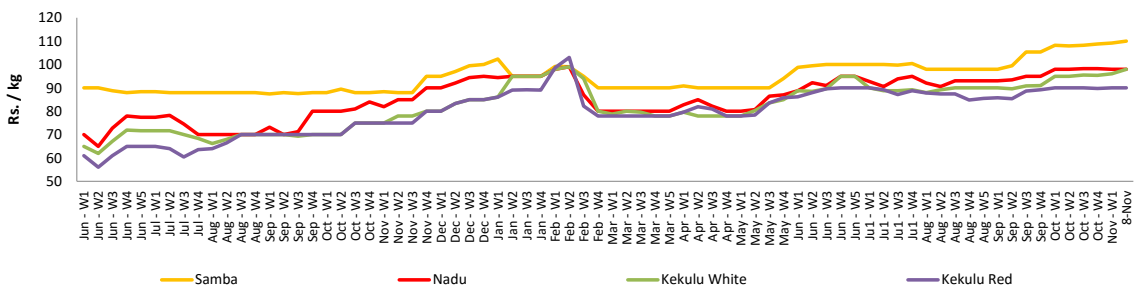


#### Pettah



### Retail Prices

#### Pettah



# Wholesale and Retail Prices of Selected Food Commodities - 2017/11/08

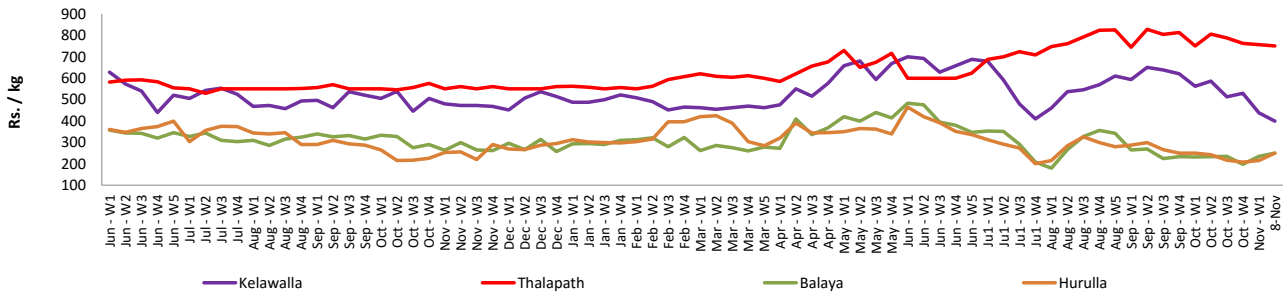
## Fish

Item	Unit	Wholesale				Retail			
		Peliyagoda		Negombo		Peliyagoda		Negombo	
		Previous 5 Days Average	Today	Previous 5 Days Average	Today	Previous 5 Days Average	Today	Previous 5 Days Average	Today
Kelawalla	Rs./Kg	420.00	400.00	400.00	400.00	636.00	560.00	566.00	600.00
Thalapath	Rs./Kg	780.00	750.00	550.00	520.00	935.00	900.00	728.00	720.00
Balaya	Rs./Kg	244.00	250.00	184.00	200.00	344.00	350.00	306.00	330.00
Paraw	Rs./Kg	438.00	480.00	484.00	430.00	712.00	800.00	692.00	650.00
Salaya	Rs./Kg	92.00	80.00	90.00	100.00	152.00	140.00	148.00	160.00
Hurulla	Rs./Kg	220.00	250.00	184.00	180.00	320.00	350.00	282.00	280.00

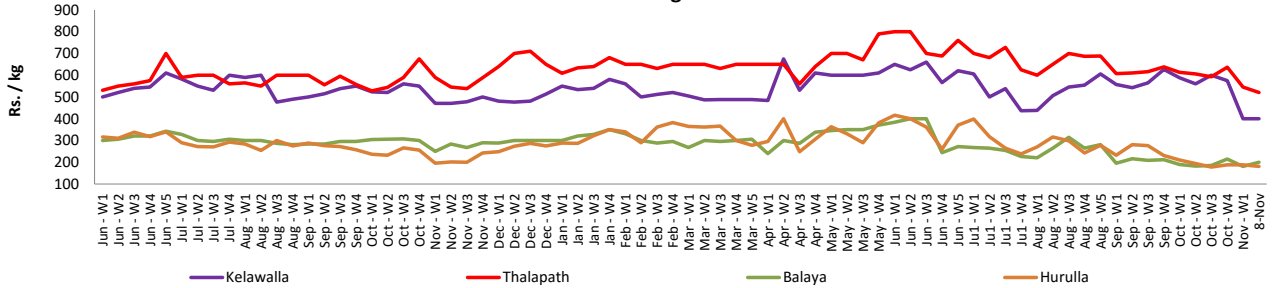
- Price increased by more than 5% compared to previous week average price.
- Price decreased by more than 5% compared to previous week average price.

### Wholesale Prices

#### Peliyagoda

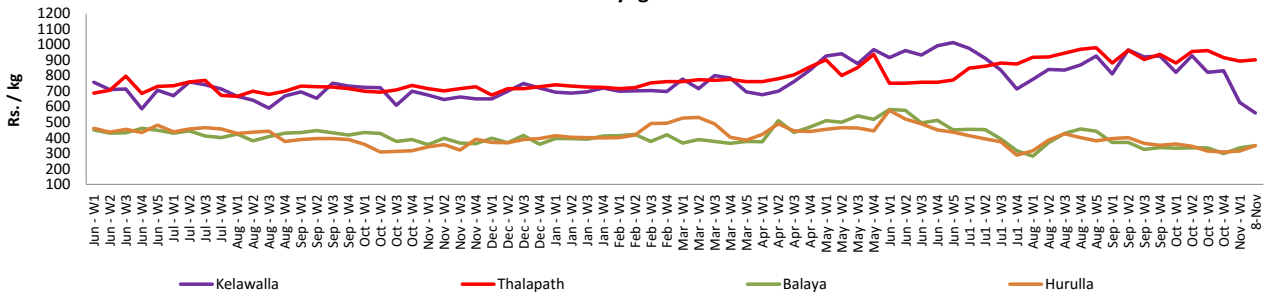


#### Negombo

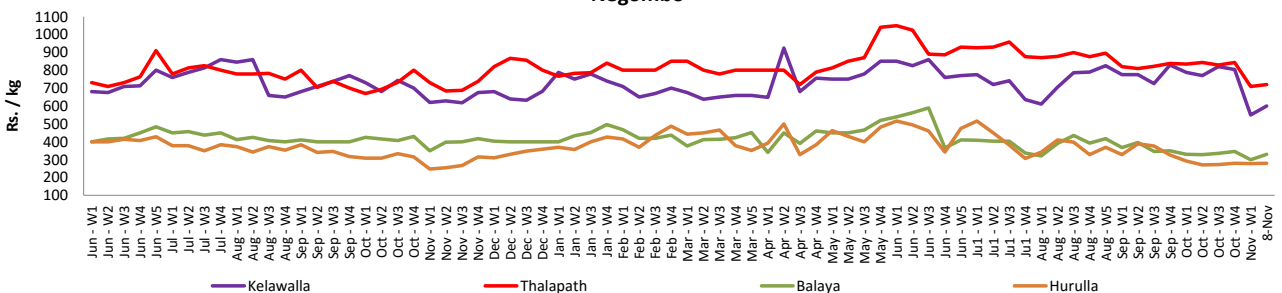


### Retail Prices

#### Peliyagoda



#### Negombo



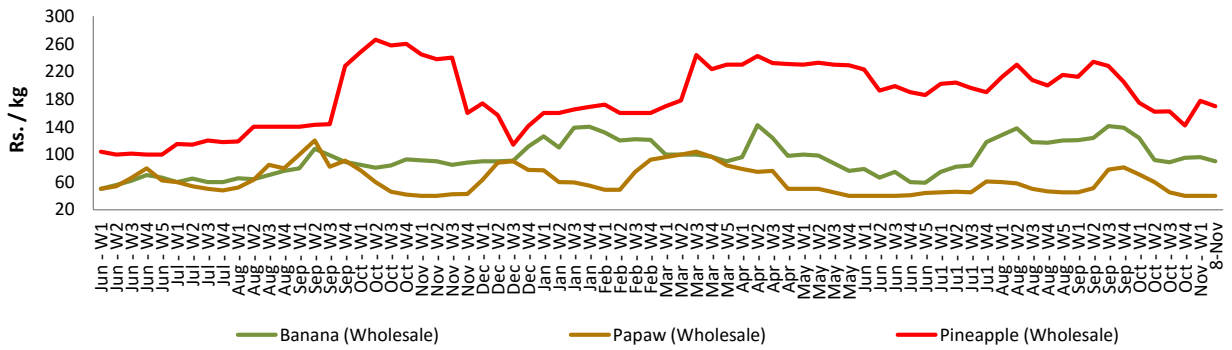
# Wholesale and Retail Prices of Selected Food Commodities - 2017/11/08

## Fruits

Item	Unit	Wholesale		Retail	
		Pettah			
		Previous 5 Days Average	Today	Previous 5 Days Average	Today
Banana (Sour)	Rs./Kg	97.00	90.00	131.00	120.00
Papaw	Rs./Kg	40.00	40.00	60.00	60.00
Pineapple	Rs./Kg	179.00	170.00	228.00	210.00

- Price increased by more than 5% compared to previous week average price.
- Price decreased by more than 5% compared to previous week average price.

Wholesale - Pettah



# Wholesale and Retail Prices of Selected Food Commodities - 2017/11/08

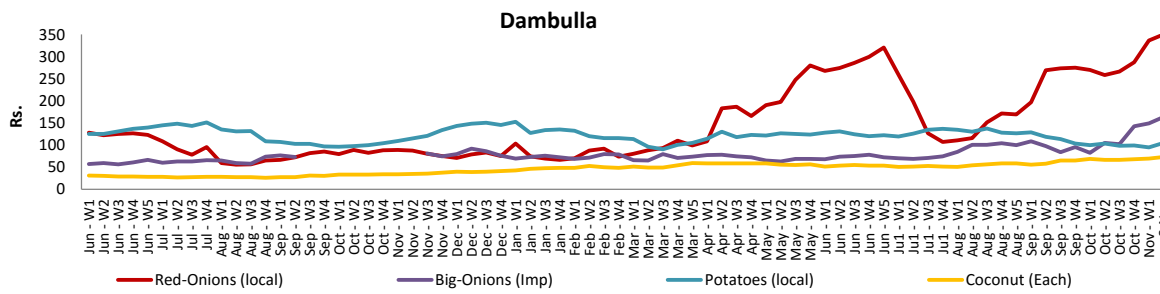
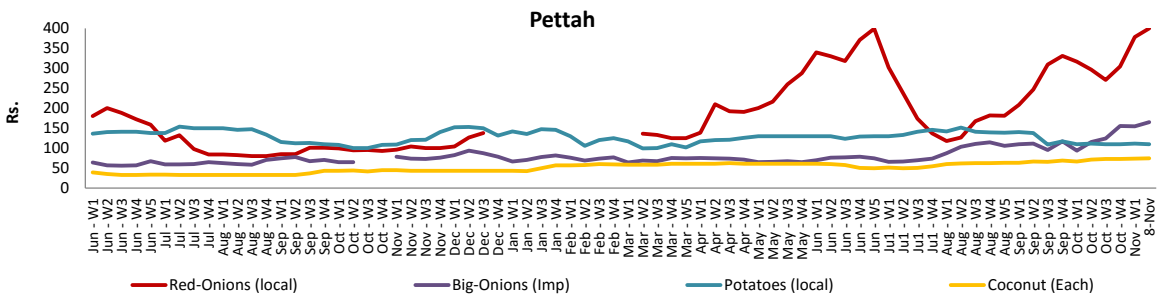
## Other

Item	Unit	Wholesale				Retail			
		Pettah		Dambulla		Pettah		Dambulla	
		Previous 5 Days Average	Today	Previous 5 Days Average	Today	Previous 5 Days Average	Today	Previous 5 Days Average	Today
Red-Onions (local)	Rs./Kg	385.00	400.00	320.00	350.00	424.00	440.00	334.00	370.00
Red-Onions (Imp)	Rs./Kg	338.00	n.a.	n.a.	n.a.	366.00	n.a.	n.a.	n.a.
Big-Onions (local)	Rs./Kg	158.00	165.00	170.00	185.00	178.00	190.00	182.00	205.00
Big-Onions (Imp)	Rs./Kg	166.00	165.00	163.00	163.00	184.00	190.00	173.00	183.00
Potatoes (local)	Rs./Kg	111.00	110.00	93.00	105.00	141.00	140.00	105.00	125.00
Potatoes (Imp)	Rs./Kg	86.00	85.00			102.00	105.00		
Dried Chillies (Imp)	Rs./Kg	208.00	210.00	197.00	190.00	259.00	255.00	210.00	210.00
Coconut	Rs./Nut	74.00	74.00	70.00	73.00	85.00	85.00	80.00	83.00
Coconut oil	Rs./Ltr	356.00	360.00			376.00	360.00		
Dhal	Rs./Kg	131.00	130.00			149.00	145.00		
Sugar	Rs./Kg	107.00	105.00			116.00	110.00		
Eggs	Rs./Each	11.90	13.00			12.90	14.00		
Katta	Rs./Kg	820.00	820.00			900.00	900.00		
Sprats	Rs./Kg	500.00	500.00			550.00	550.00		

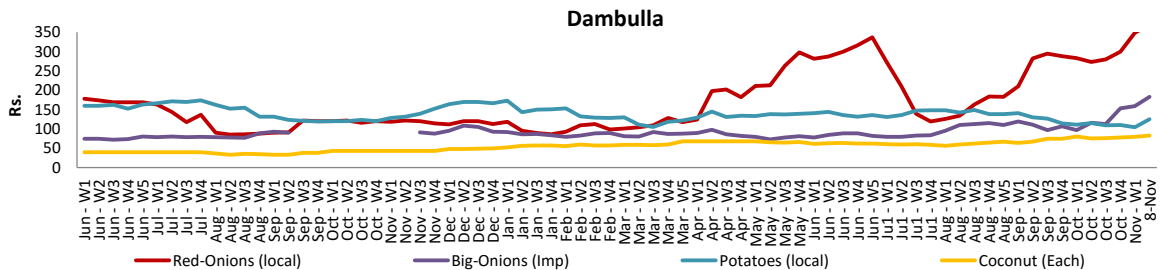
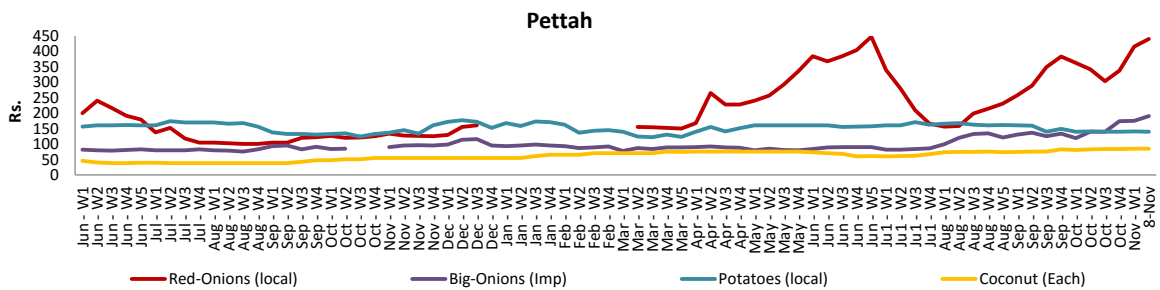
Price increased by more than 5% compared to previous week average price.

Price decreased by more than 5% compared to previous week average price.

### Wholesale Prices



### Retail Prices



\* Prices of food commodities may vary due to quality and markets among other factors.