

Daily Price Report

A Summary of Price Developments - 07 November 2017



Vegetables

- Prices of most varieties of vegetables increased in both Pettah and Dambulla markets.



Rice

- No significant price movement was observed of rice compared with the previous week in both Pettah and Marandagamula markets.



Other

- Prices of Big Onions (Imported) increased in both Pettah and Dambulla markets due to low supply.
- Prices of Egg continued to increase in Pettah market.



Statistics Department
Central Bank of Sri Lanka

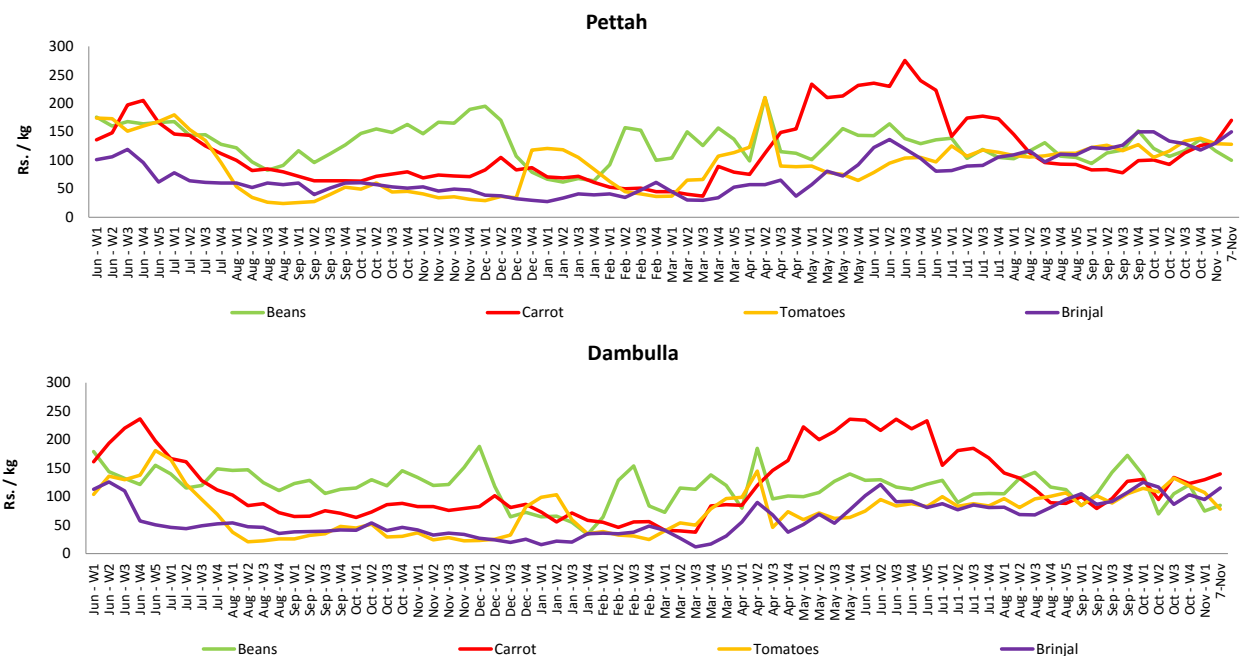
Wholesale and Retail Prices of Selected Food Commodities - 2017/11/07

Vegetables

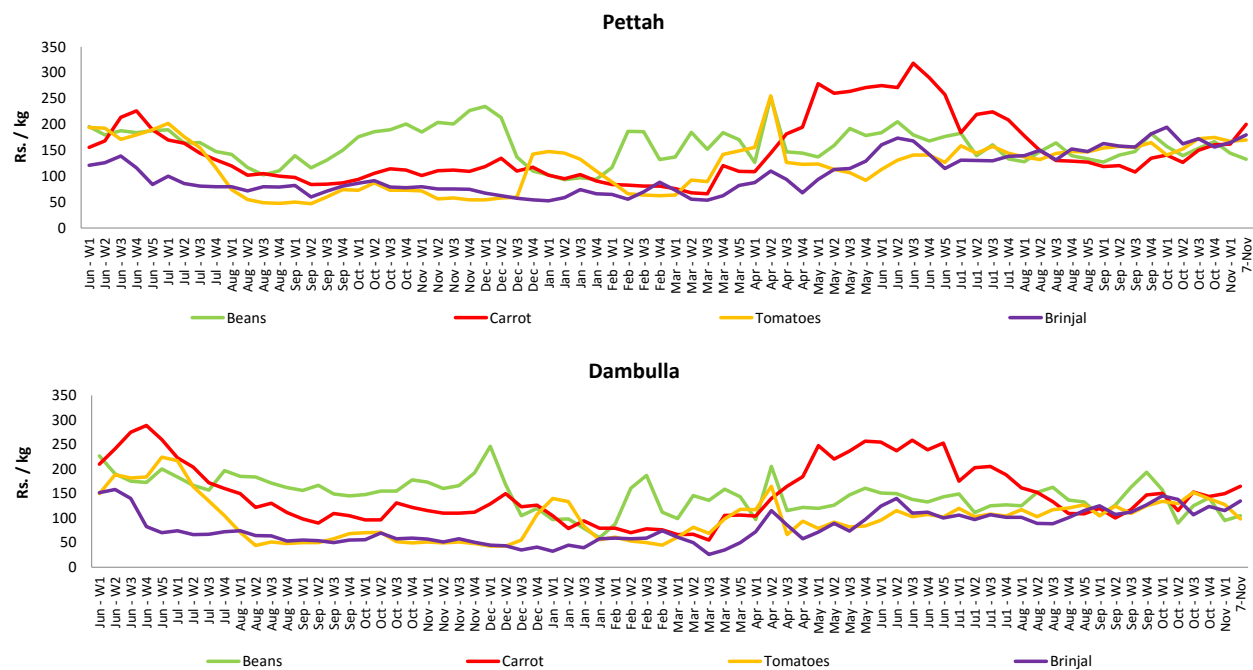
Item	Unit	Wholesale				Retail			
		Pettah		Dambulla		Pettah		Dambulla	
		Previous 5 Days Average	Today	Previous 5 Days Average	Today	Previous 5 Days Average	Today	Previous 5 Days Average	Today
Beans	Rs./Kg	111.00	100.00	77.00	85.00	140.00	133.00	97.00	105.00
Carrot	Rs./Kg	137.00	170.00	137.00	140.00	171.00	200.00	157.00	165.00
Cabbage	Rs./Kg	104.00	100.00	77.00	48.00	143.00	140.00	97.00	68.00
Tomatoes	Rs./Kg	126.00	128.00	100.00	78.00	163.00	170.00	120.00	98.00
Brinjal	Rs./Kg	134.00	150.00	97.00	115.00	168.00	180.00	117.00	135.00
Pumpkin	Rs./Kg	62.00	60.00	53.00	58.00	88.00	85.00	73.00	78.00
Snake gourd	Rs./Kg	120.00	130.00	73.00	78.00	152.00	157.00	93.00	95.00

- Price increased by more than 5% compared to previous week average price.
- Price decreased by more than 5% compared to previous week average price.

Wholesale Prices



Retail Prices



Wholesale and Retail Prices of Selected Food Commodities - 2017/11/07

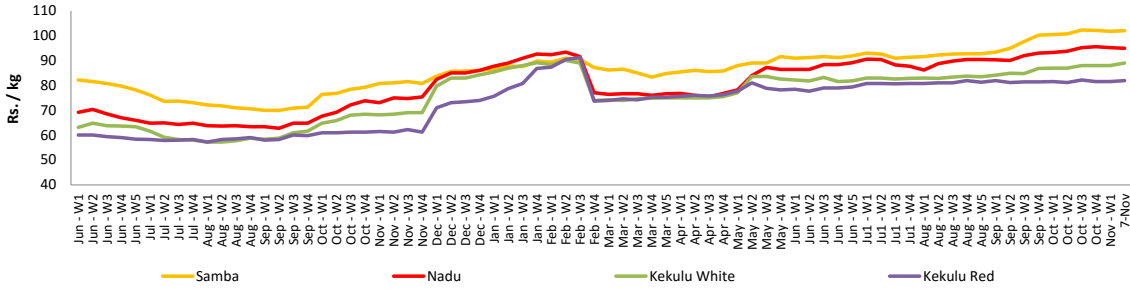
Rice

Item	Unit	Wholesale				Retail	
		Maradaghamula		Pettah		Pettah	
		Previous 5 Days Average	Today	Previous 5 Days Average	Today	Previous 5 Days Average	Today
Samba	Rs./Kg	102.00	102.00	103.00	103.00	109.00	108.00
Nadu	Rs./Kg	95.00	95.00	93.00	93.00	98.00	98.00
Kekulu White	Rs./Kg	88.00	89.00	89.00	88.00	96.00	95.00
Kekulu Red	Rs./Kg	82.00	82.00	82.00	82.00	90.00	90.00

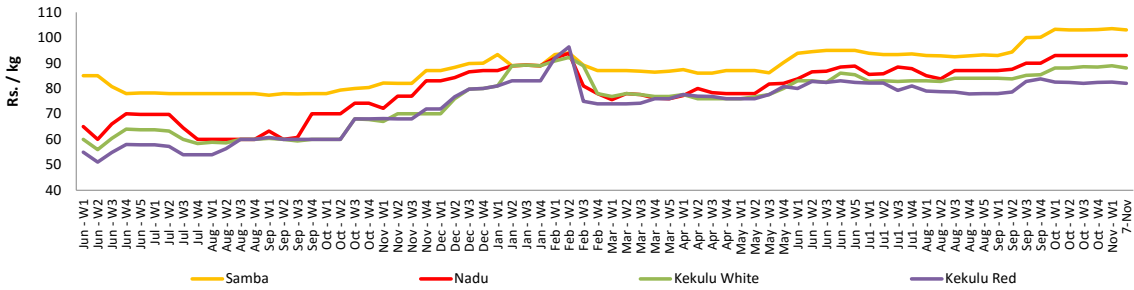
- Price increased by more than 5% compared to previous week average price.
- Price decreased by more than 5% compared to previous week average price.

Wholesale Prices

Marandaghamula

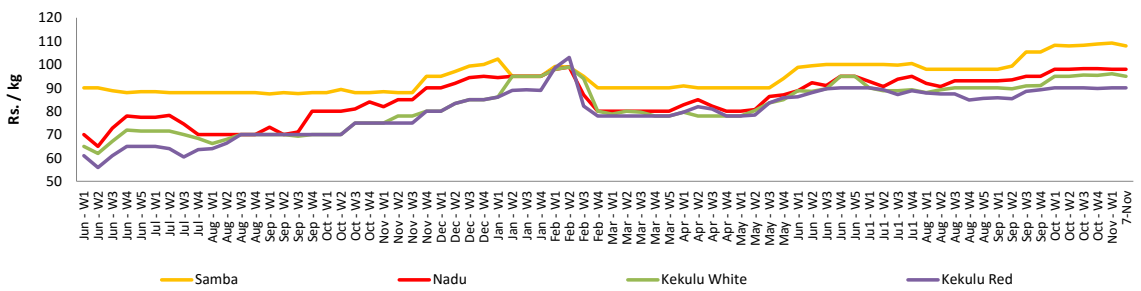


Pettah



Retail Prices

Pettah



Wholesale and Retail Prices of Selected Food Commodities - 2017/11/07

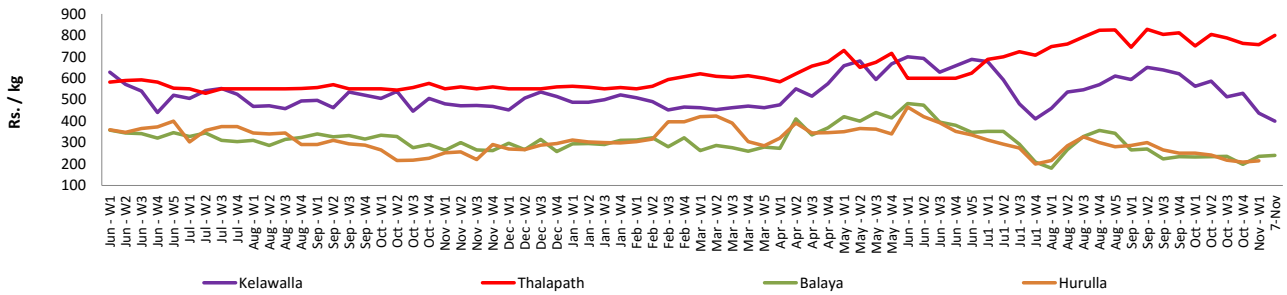
Fish

Item	Unit	Wholesale				Retail			
		Peliyagoda		Negombo		Peliyagoda		Negombo	
		Previous 5 Days Average	Today	Previous 5 Days Average	Today	Previous 5 Days Average	Today	Previous 5 Days Average	Today
Kelawalla	Rs./Kg	430.00	400.00	400.00	400.00	614.00	760.00	556.00	600.00
Thalapath	Rs./Kg	755.00	800.00	548.00	550.00	895.00	980.00	718.00	750.00
Balaya	Rs./Kg	236.00	240.00	180.00	200.00	336.00	340.00	300.00	330.00
Paraw	Rs./Kg	448.00	450.00	502.00	430.00	732.00	700.00	706.00	650.00
Salaya	Rs./Kg	88.00	80.00	92.00	90.00	148.00	140.00	148.00	150.00
Hurulla	Rs./Kg	216.00	n.a.	184.00	180.00	316.00	n.a.	276.00	280.00

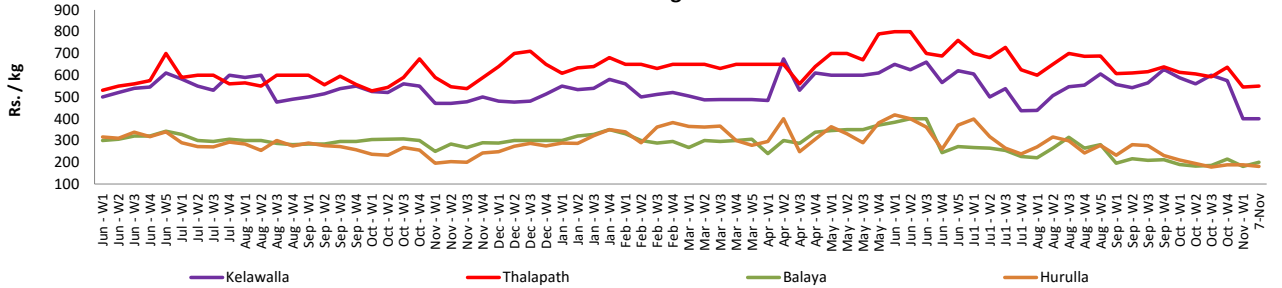
- Price increased by more than 5% compared to previous week average price.
- Price decreased by more than 5% compared to previous week average price.

Wholesale Prices

Peliyagoda

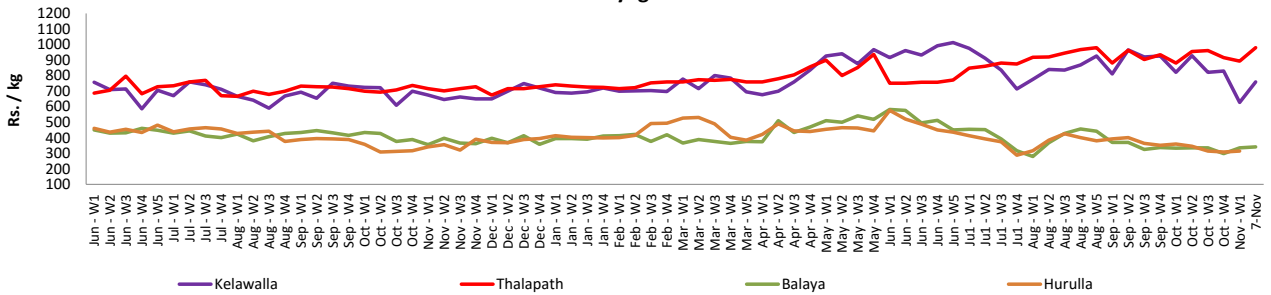


Negombo

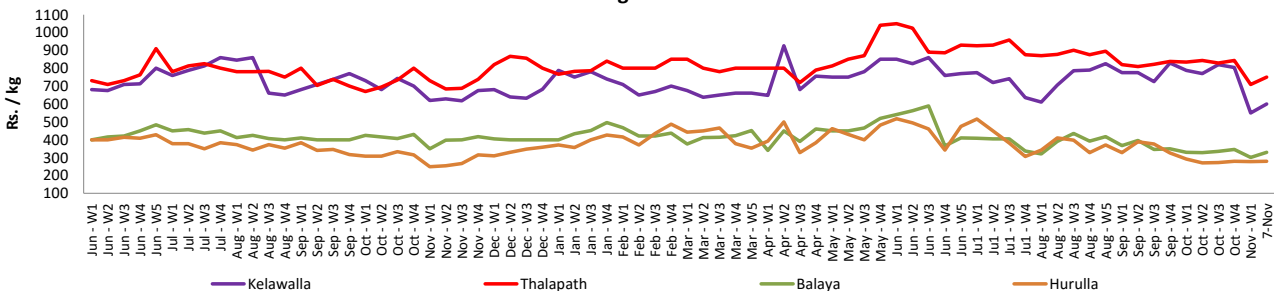


Retail Prices

Peliyagoda



Negombo



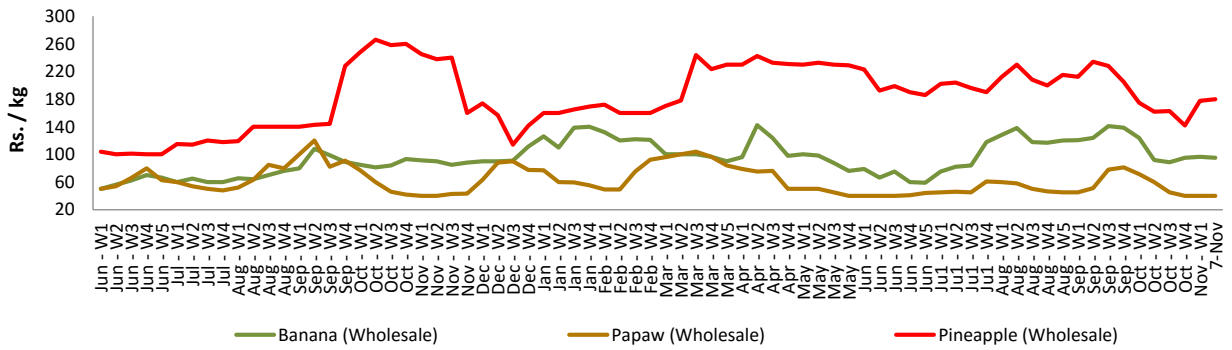
Wholesale and Retail Prices of Selected Food Commodities - 2017/11/07

Fruits

Item	Unit	Wholesale		Retail	
		Pettah			
		Previous 5 Days Average	Today	Previous 5 Days Average	Today
Banana (Sour)	Rs./Kg	97.00	95.00	128.00	135.00
Papaw	Rs./Kg	40.00	40.00	60.00	60.00
Pineapple	Rs./Kg	178.00	180.00	226.00	230.00

- Price increased by more than 5% compared to previous week average price.
- Price decreased by more than 5% compared to previous week average price.

Wholesale - Pettah



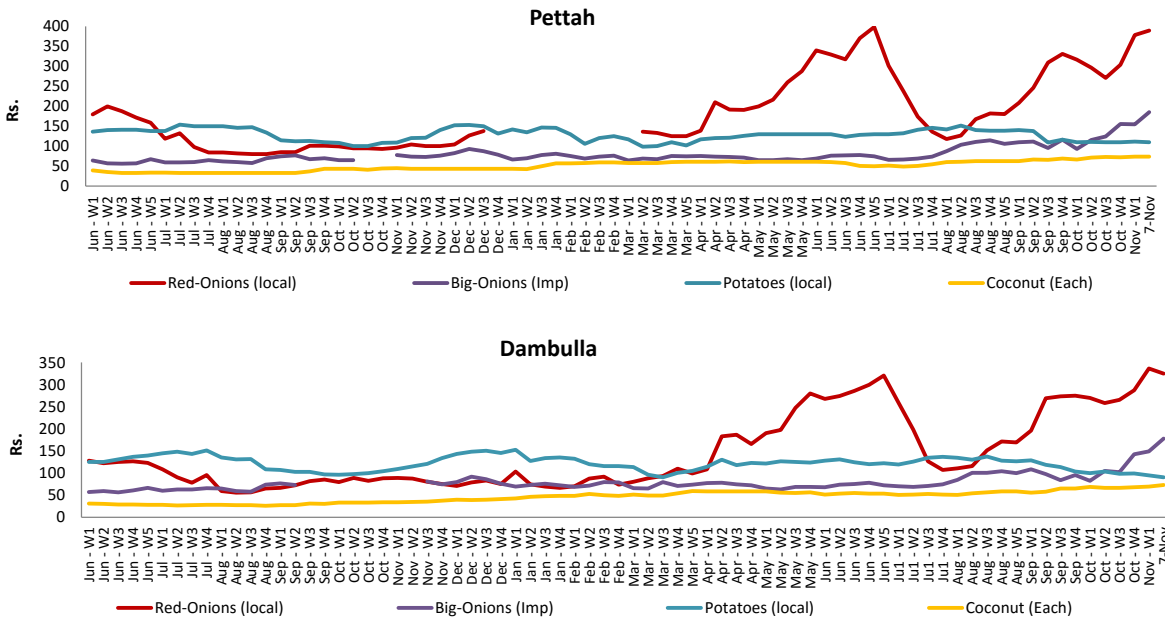
Wholesale and Retail Prices of Selected Food Commodities - 2017/11/07

Other

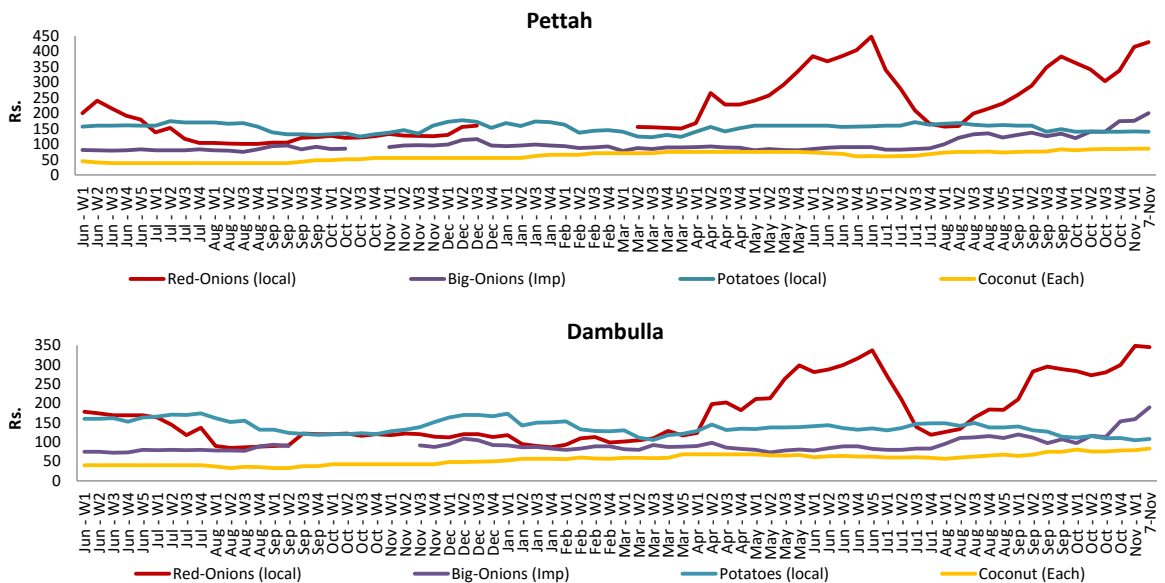
Item	Unit	Wholesale				Retail			
		Pettah		Dambulla		Pettah		Dambulla	
		Previous 5 Days Average	Today	Previous 5 Days Average	Today	Previous 5 Days Average	Today	Previous 5 Days Average	Today
Red-Onions (local)	Rs./Kg	381.00	390.00	324.00	325.00	418.00	430.00	336.00	345.00
Red-Onions (Imp)	Rs./Kg	320.00	350.00	n.a.	n.a.	346.00	380.00	n.a.	n.a.
Big-Onions (local)	Rs./Kg	158.00	160.00	165.00	180.00	178.00	180.00	177.00	195.00
Big-Onions (Imp)	Rs./Kg	161.00	185.00	156.00	178.00	180.00	200.00	167.00	190.00
Potatoes (local)	Rs./Kg	111.00	110.00	93.00	90.00	141.00	140.00	104.00	108.00
Potatoes (Imp)	Rs./Kg	86.00	85.00			102.00	100.00		
Dried Chillies (Imp)	Rs./Kg	208.00	210.00	197.00	198.00	250.00	295.00	209.00	213.00
Coconut	Rs./Nut	74.00	74.00	69.00	73.00	85.00	85.00	79.00	83.00
Coconut oil	Rs./Ltr	356.00	360.00			376.00	380.00		
Dhal	Rs./Kg	131.00	133.00			149.00	150.00		
Sugar	Rs./Kg	106.00	108.00			115.00	118.00		
Eggs	Rs./Each	11.50	12.50			12.50	13.50		
Katta	Rs./Kg	820.00	820.00			900.00	900.00		
Sprats	Rs./Kg	500.00	500.00			550.00	550.00		

- Price increased by more than 5% compared to previous week average price.
- Price decreased by more than 5% compared to previous week average price.

Wholesale Prices



Retail Prices



* Prices of food commodities may vary due to quality and markets among other factors.