

Daily Price Report

A Summary of Price Developments - 06 November 2017



Vegetables

- Prices of most varieties of low country vegetables increased in both Pettah and Dambulla markets.



Rice

- No significant price movement was observed of rice compared with the previous week in both Pettah and Marandagahamula markets.



Fish

- Prices of most varieties of fish decreased in Negombo both Peliyagoda markets.



Other

- Prices of Big Onions (Imported) increased in both Pettah and Dambulla markets due to low supply.
- Prices of Egg continued to increase in Pettah market.



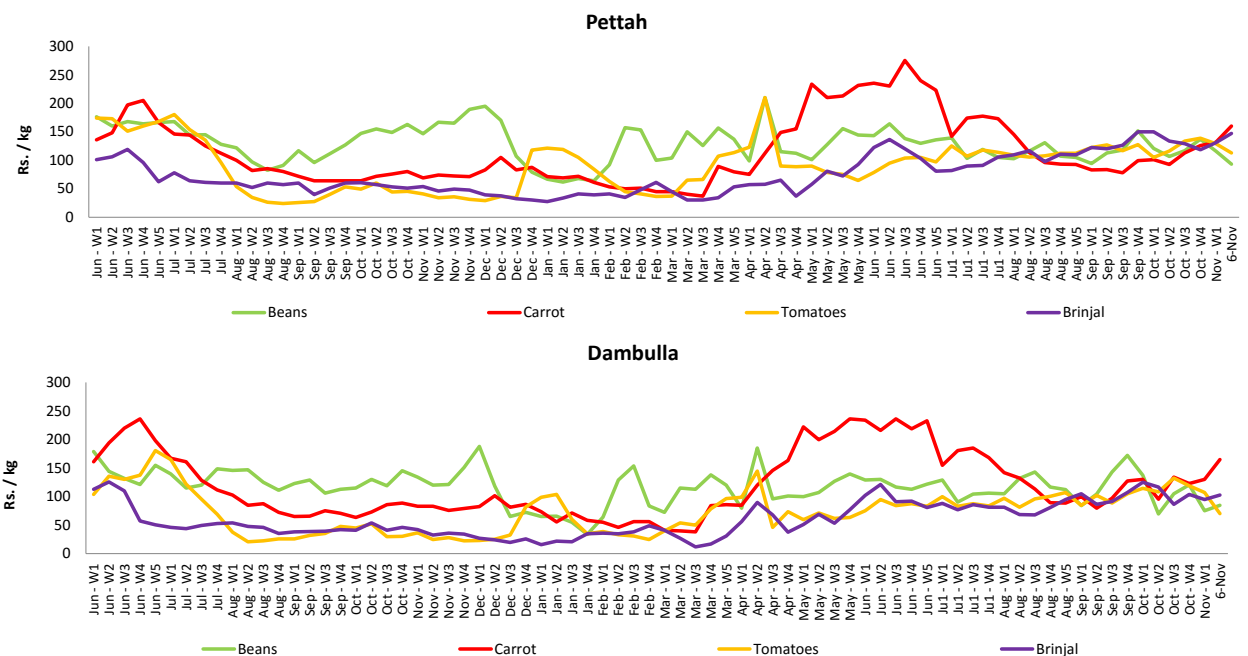
Wholesale and Retail Prices of Selected Food Commodities - 2017/11/06

Vegetables

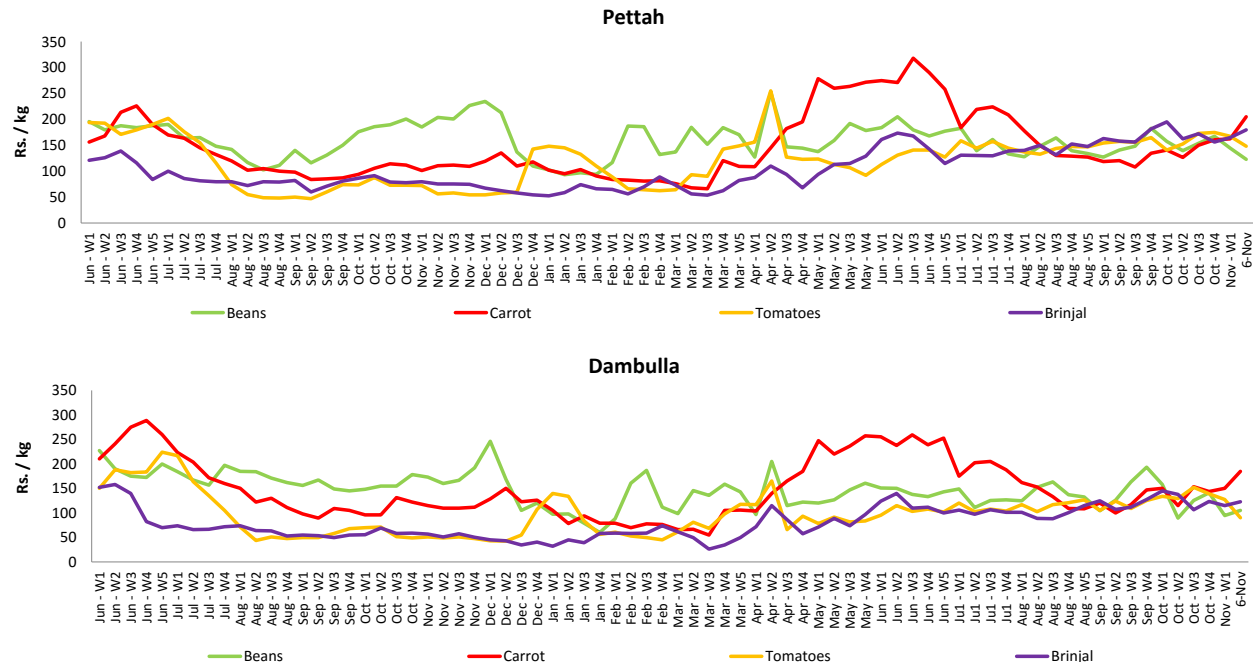
Item	Unit	Wholesale				Retail			
		Pettah		Dambulla		Pettah		Dambulla	
		Previous 5 Days Average	Today	Previous 5 Days Average	Today	Previous 5 Days Average	Today	Previous 5 Days Average	Today
Beans	Rs./Kg	118.00	93.00	82.00	85.00	147.00	123.00	103.00	105.00
Carrot	Rs./Kg	129.00	160.00	129.00	165.00	159.00	205.00	149.00	185.00
Cabbage	Rs./Kg	104.00	93.00	80.00	70.00	146.00	127.00	100.00	90.00
Tomatoes	Rs./Kg	130.00	113.00	109.00	70.00	168.00	148.00	129.00	90.00
Brinjal	Rs./Kg	128.00	147.00	96.00	103.00	163.00	180.00	116.00	123.00
Pumpkin	Rs./Kg	58.00	67.00	49.00	75.00	86.00	87.00	69.00	95.00
Snake gourd	Rs./Kg	113.00	127.00	72.00	75.00	146.00	150.00	92.00	95.00

- Price increased by more than 5% compared to previous week average price.
- Price decreased by more than 5% compared to previous week average price.

Wholesale Prices



Retail Prices



Wholesale and Retail Prices of Selected Food Commodities - 2017/11/06

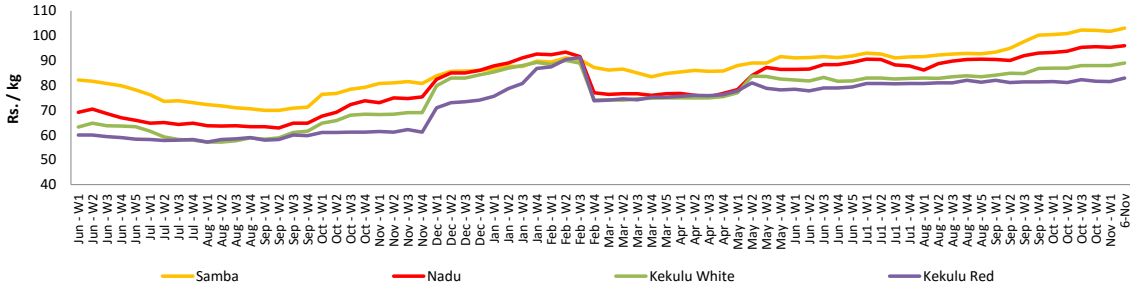
Rice

Item	Unit	Wholesale				Retail	
		Maradaghamula		Pettah		Pettah	
		Previous 5 Days Average	Today	Previous 5 Days Average	Today	Previous 5 Days Average	Today
Samba	Rs./Kg	102.00	103.00	104.00	103.00	110.00	108.00
Nadu	Rs./Kg	95.00	96.00	93.00	93.00	98.00	98.00
Kekulu White	Rs./Kg	88.00	89.00	89.00	88.00	96.00	95.00
Kekulu Red	Rs./Kg	81.00	83.00	83.00	82.00	90.00	90.00

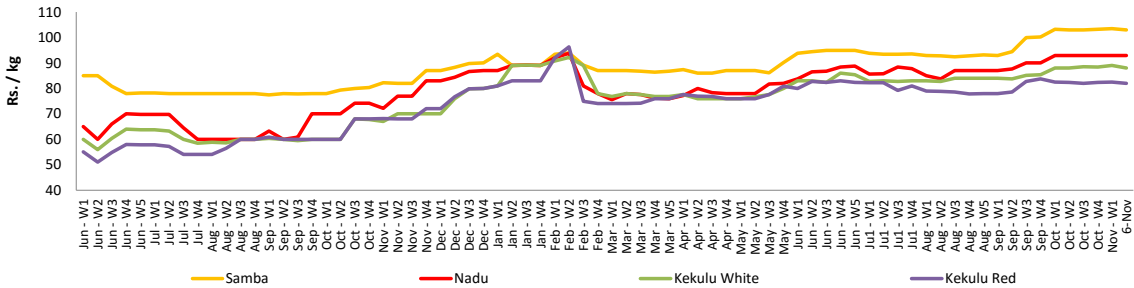
- Price increased by more than 5% compared to previous week average price.
- Price decreased by more than 5% compared to previous week average price.

Wholesale Prices

Maradaghamula

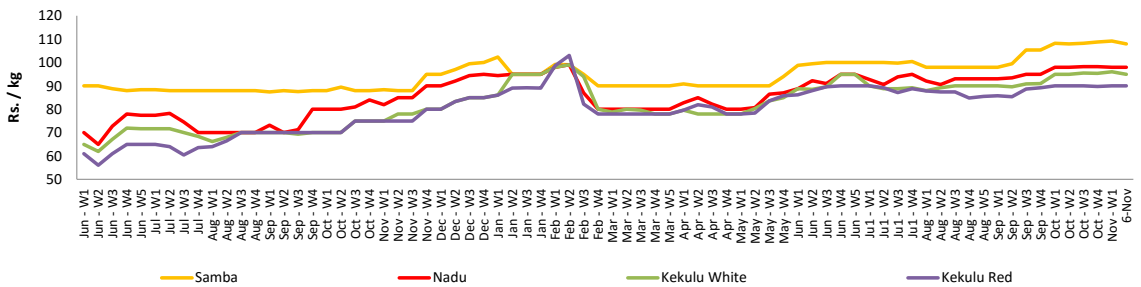


Pettah



Retail Prices

Pettah



Wholesale and Retail Prices of Selected Food Commodities - 2017/11/06

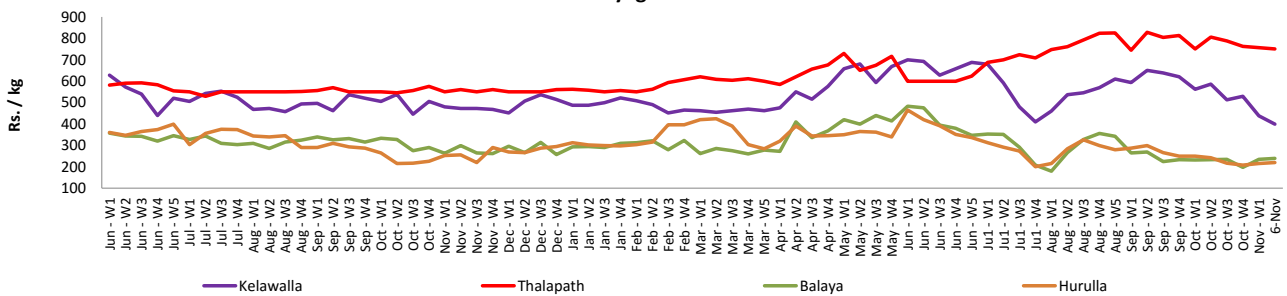
Fish

Item	Unit	Wholesale				Retail			
		Peliyagoda		Negombo		Peliyagoda		Negombo	
		Previous 5 Days Average	Today	Previous 5 Days Average	Today	Previous 5 Days Average	Today	Previous 5 Days Average	Today
Kelawalla	Rs./Kg	450.00	400.00	426.00	400.00	662.00	560.00	600.00	580.00
Thalapath	Rs./Kg	768.00	750.00	560.00	560.00	915.00	900.00	732.00	750.00
Balaya	Rs./Kg	218.00	240.00	190.00	180.00	318.00	340.00	310.00	300.00
Paraw	Rs./Kg	458.00	450.00	512.00	430.00	740.00	760.00	716.00	650.00
Salaya	Rs./Kg	92.00	60.00	90.00	100.00	152.00	120.00	146.00	160.00
Hurulla	Rs./Kg	212.00	220.00	186.00	170.00	312.00	320.00	274.00	270.00

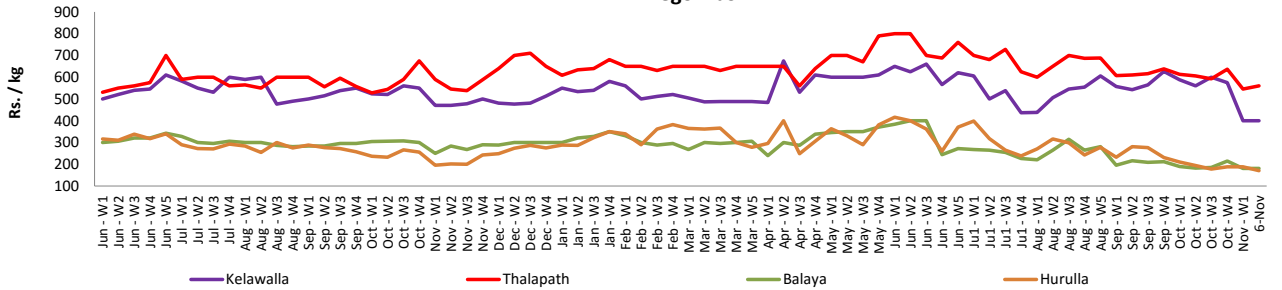
- Price increased by more than 5% compared to previous week average price.
- Price decreased by more than 5% compared to previous week average price.

Wholesale Prices

Peliyagoda

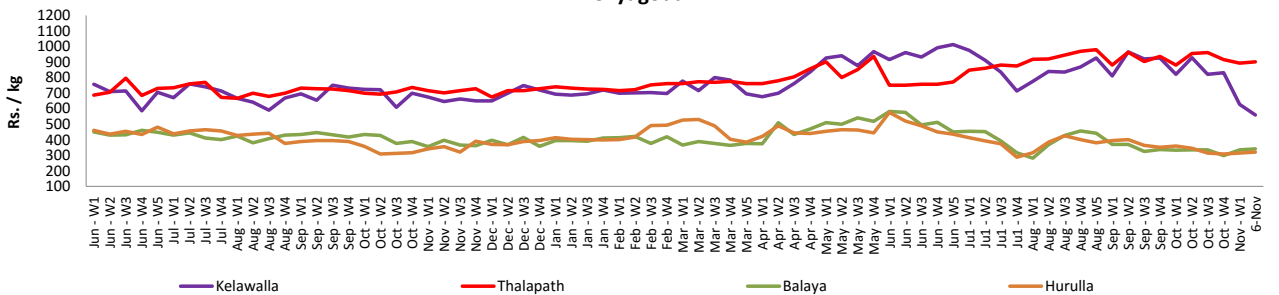


Negombo

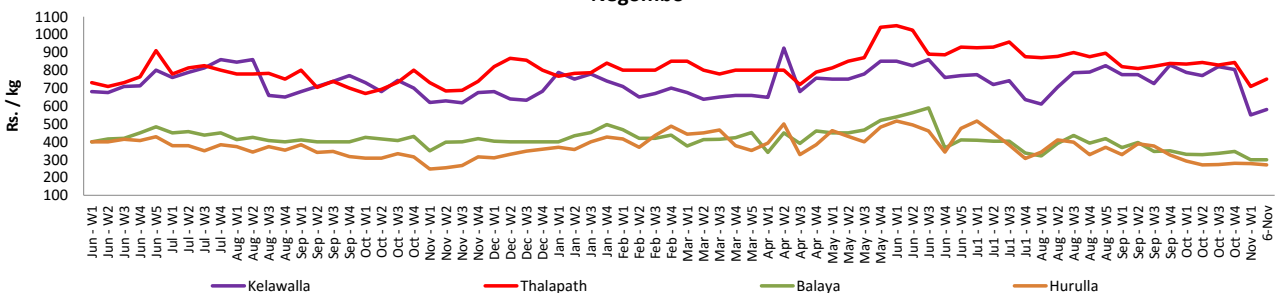


Retail Prices

Peliyagoda



Negombo



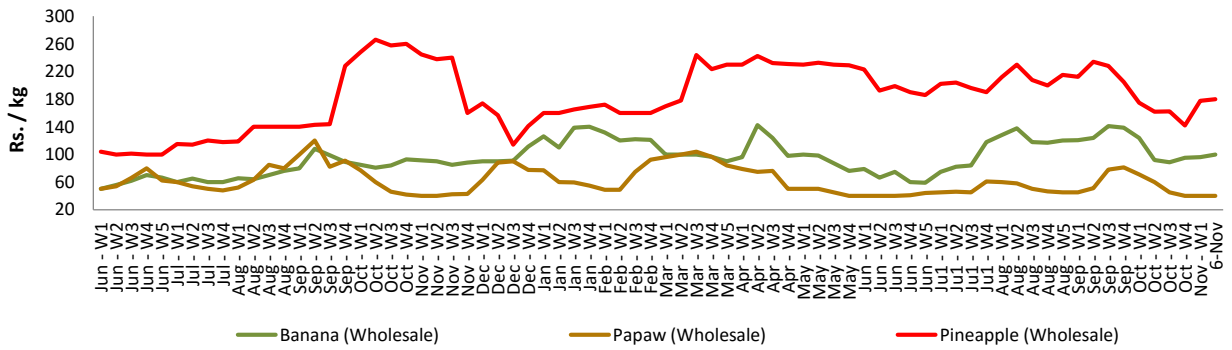
Wholesale and Retail Prices of Selected Food Commodities - 2017/11/06

Fruits

Item	Unit	Wholesale		Retail	
		Pettah			
		Previous 5 Days Average	Today	Previous 5 Days Average	Today
Banana (Sour)	Rs./Kg	96.00	100.00	124.00	140.00
Papaw	Rs./Kg	40.00	40.00	60.00	60.00
Pineapple	Rs./Kg	170.00	180.00	218.00	230.00

- Price increased by more than 5% compared to previous week average price.
- Price decreased by more than 5% compared to previous week average price.

Wholesale - Pettah



Wholesale and Retail Prices of Selected Food Commodities - 2017/11/06

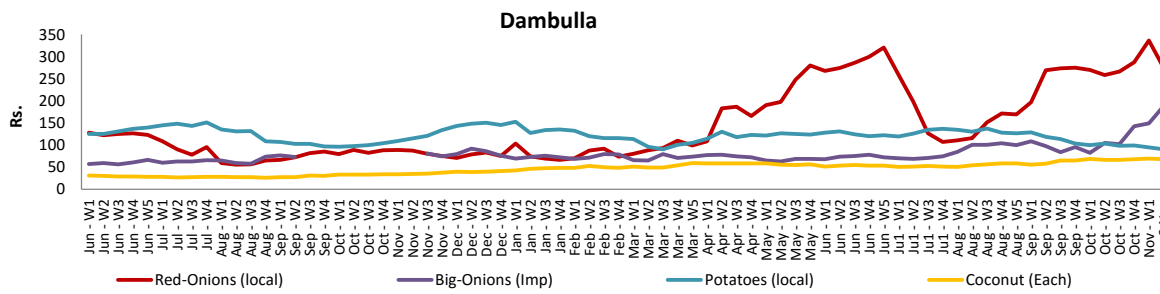
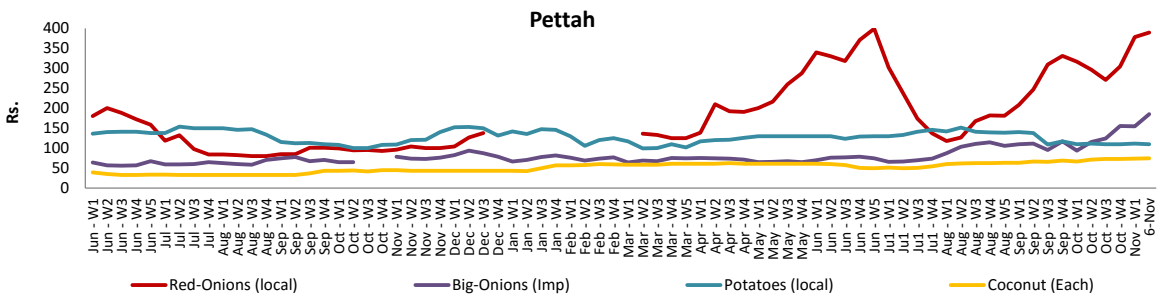
Other

Item	Unit	Wholesale				Retail			
		Pettah		Dambulla		Pettah		Dambulla	
		Previous 5 Days Average	Today	Previous 5 Days Average	Today	Previous 5 Days Average	Today	Previous 5 Days Average	Today
Red-Onions (local)	Rs./Kg	368.00	390.00	325.00	275.00	408.00	430.00	337.00	288.00
Red-Onions (Imp)	Rs./Kg	302.00	350.00	n.a.	n.a.	326.00	380.00	n.a.	n.a.
Big-Onions (local)	Rs./Kg	156.00	160.00	155.00	185.00	177.00	180.00	167.00	198.00
Big-Onions (Imp)	Rs./Kg	155.00	185.00	146.00	188.00	175.00	200.00	157.00	198.00
Potatoes (local)	Rs./Kg	111.00	110.00	94.00	90.00	141.00	140.00	104.00	103.00
Potatoes (Imp)	Rs./Kg	86.00	85.00			103.00	100.00		
Dried Chillies (Imp)	Rs./Kg	206.00	210.00	198.00	195.00	250.00	250.00	210.00	208.00
Coconut	Rs./Nut	73.00	74.00	69.00	68.00	84.00	85.00	79.00	78.00
Coconut oil	Rs./Ltr	356.00	360.00			376.00	380.00		
Dhal	Rs./Kg	131.00	133.00			149.00	150.00		
Sugar	Rs./Kg	105.00	108.00			114.00	118.00		
Eggs	Rs./Each	10.90	12.50			11.90	13.50		
Katta	Rs./Kg	820.00	820.00			900.00	900.00		
Sprats	Rs./Kg	500.00	500.00			550.00	550.00		

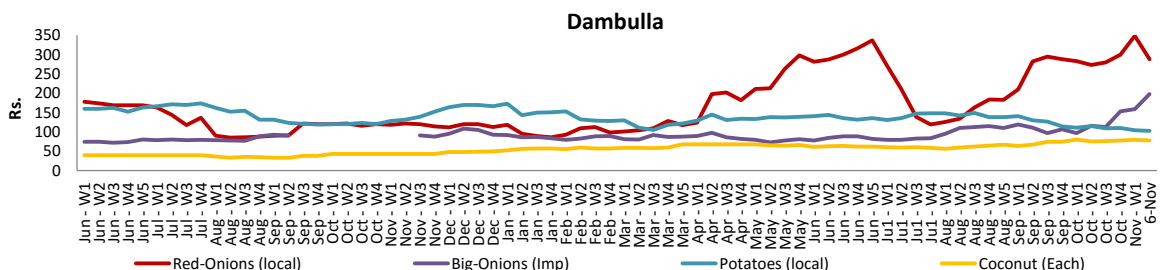
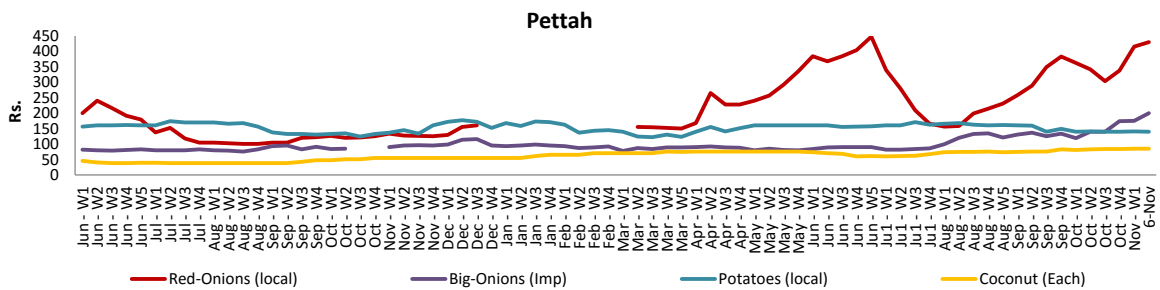
Price increased by more than 5% compared to previous week average price.

Price decreased by more than 5% compared to previous week average price.

Wholesale Prices



Retail Prices



* Prices of food commodities may vary due to quality and markets among other factors.