

Daily Price Report

A Summary of Price Developments - 02 November 2017



Vegetables

- Prices of most varieties of vegetables decreased in both Pettah and Dambulla markets.



Rice

- No significant price movement was observed of rice compared with the previous week in both Pettah and Marandagahamula markets.



Fish

- Prices of most varieties of fish decreased in Negombo market while Peliyagoda market demonstrated mixed movements.



Other

- Prices of Coconut increased in both Pettah and Dambulla markets due to low supply.
- Prices of Egg increased significantly in Pettah market.



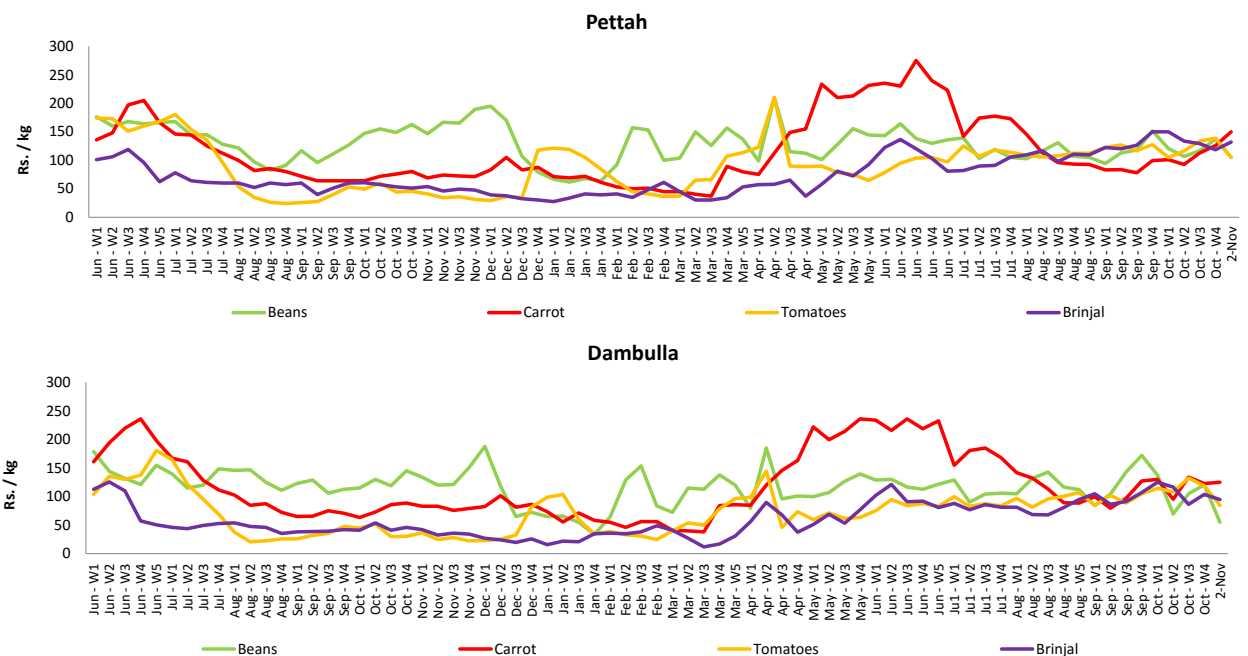
Wholesale and Retail Prices of Selected Food Commodities - 2017/11/02

Vegetables

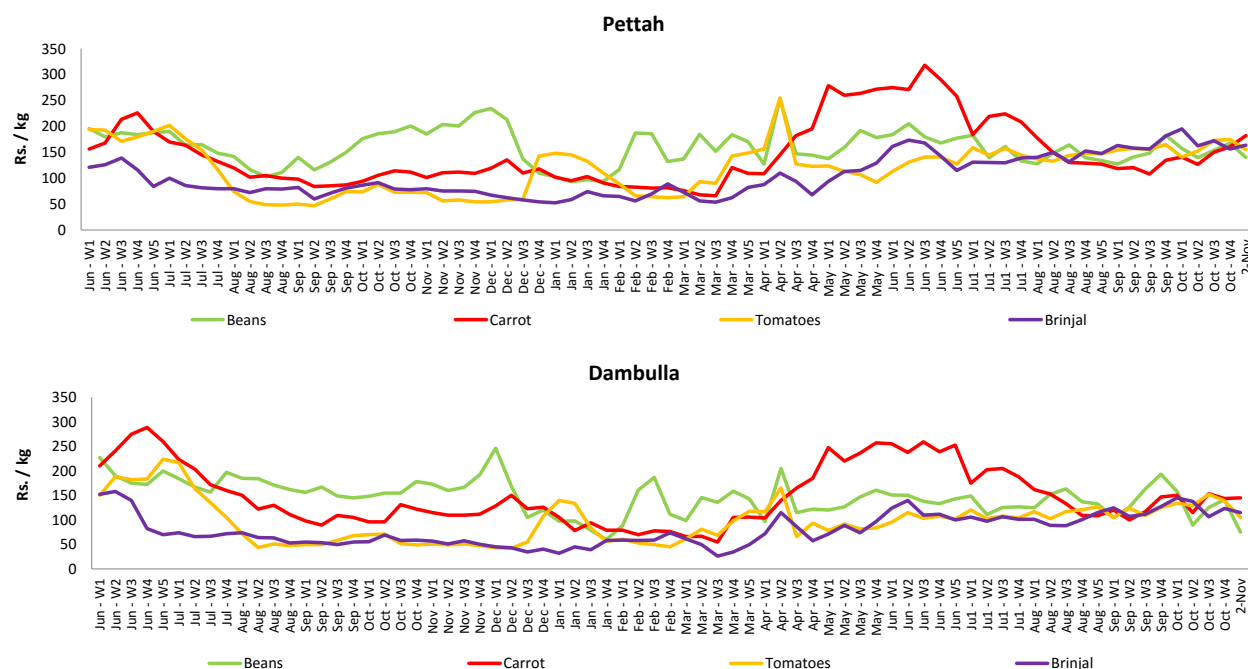
Item	Unit	Wholesale				Retail			
		Pettah		Dambulla		Pettah		Dambulla	
		Previous 5 Days Average	Today	Previous 5 Days Average	Today	Previous 5 Days Average	Today	Previous 5 Days Average	Today
Beans	Rs./Kg	123.00	105.00	96.00	55.00	152.00	140.00	117.00	75.00
Carrot	Rs./Kg	127.00	150.00	133.00	125.00	158.00	182.00	153.00	145.00
Cabbage	Rs./Kg	108.00	88.00	89.00	63.00	148.00	133.00	109.00	83.00
Tomatoes	Rs./Kg	136.00	105.00	117.00	85.00	172.00	155.00	137.00	105.00
Brinjal	Rs./Kg	128.00	132.00	98.00	95.00	165.00	164.00	118.00	115.00
Pumpkin	Rs./Kg	59.00	57.00	50.00	43.00	86.00	88.00	70.00	63.00
Snake gourd	Rs./Kg	107.00	118.00	76.00	65.00	140.00	148.00	96.00	85.00

- Price increased by more than 5% compared to previous week average price.
- Price decreased by more than 5% compared to previous week average price.

Wholesale Prices



Retail Prices



Wholesale and Retail Prices of Selected Food Commodities - 2017/11/02

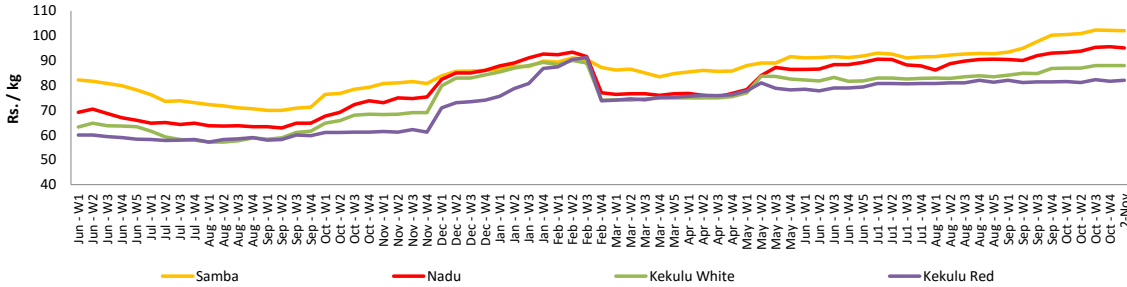
Rice

Item	Unit	Wholesale				Retail	
		Maradaghamula		Pettah		Pettah	
		Previous 5 Days Average	Today	Previous 5 Days Average	Today	Previous 5 Days Average	Today
Samba	Rs./Kg	102.00	102.00	103.00	105.00	109.00	111.00
Nadu	Rs./Kg	96.00	95.00	93.00	93.00	98.00	98.00
Kekulu White	Rs./Kg	88.00	88.00	89.00	88.00	96.00	95.00
Kekulu Red	Rs./Kg	81.00	82.00	82.00	84.00	90.00	90.00

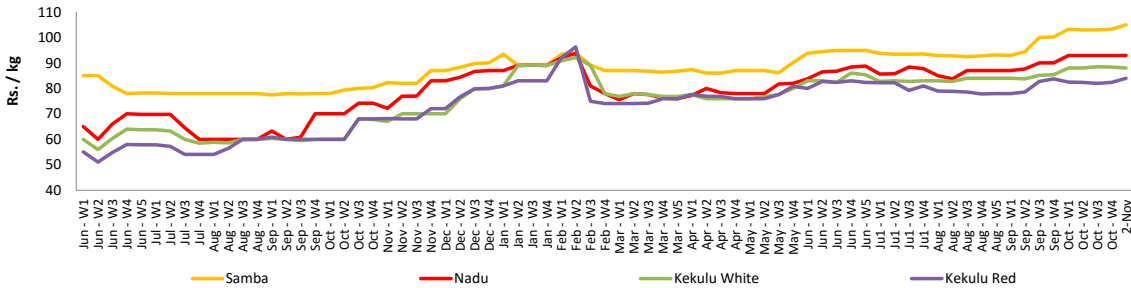
- Price increased by more than 5% compared to previous week average price.
- Price decreased by more than 5% compared to previous week average price.

Wholesale Prices

Marandaghamula

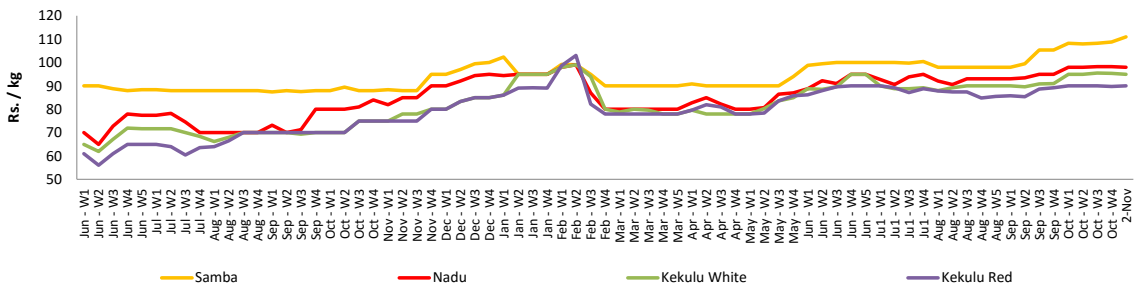


Pettah



Retail Prices

Pettah



Wholesale and Retail Prices of Selected Food Commodities - 2017/11/02

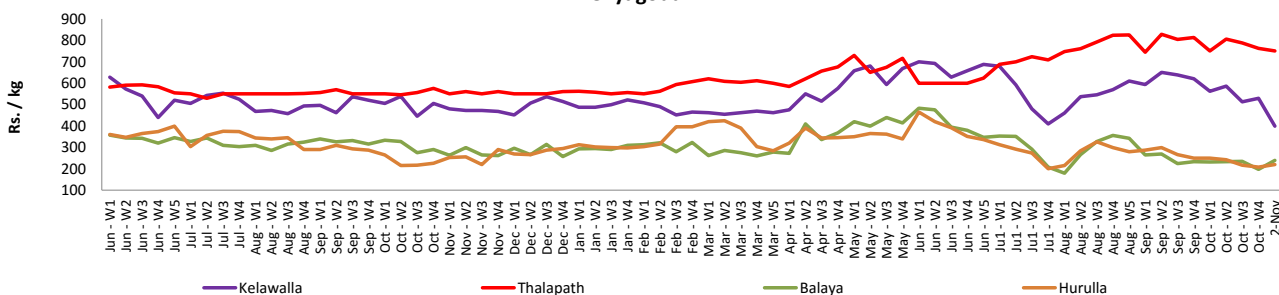
Fish

Item	Unit	Wholesale				Retail			
		Peliyagoda		Negombo		Peliyagoda		Negombo	
		Previous 5 Days Average	Today	Previous 5 Days Average	Today	Previous 5 Days Average	Today	Previous 5 Days Average	Today
Kelawalla	Rs./Kg	460.00	400.00	462.00	400.00	680.00	560.00	650.00	550.00
Thalapath	Rs./Kg	755.00	750.00	584.00	520.00	895.00	900.00	762.00	700.00
Balaya	Rs./Kg	206.00	240.00	200.00	180.00	306.00	340.00	320.00	300.00
Paraw	Rs./Kg	474.00	420.00	512.00	520.00	760.00	700.00	716.00	720.00
Salaya	Rs./Kg	84.00	120.00	94.00	80.00	140.00	180.00	154.00	140.00
Hurulla	Rs./Kg	204.00	220.00	190.00	180.00	304.00	320.00	278.00	280.00

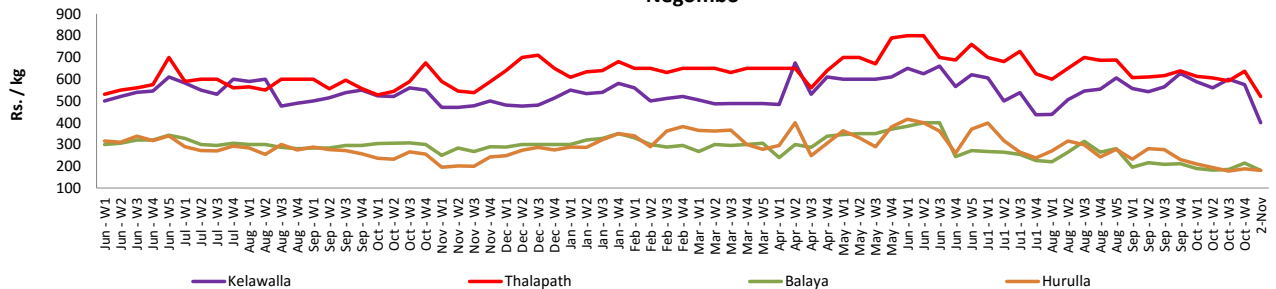
- Price increased by more than 5% compared to previous week average price.
- Price decreased by more than 5% compared to previous week average price.

Wholesale Prices

Peliyagoda

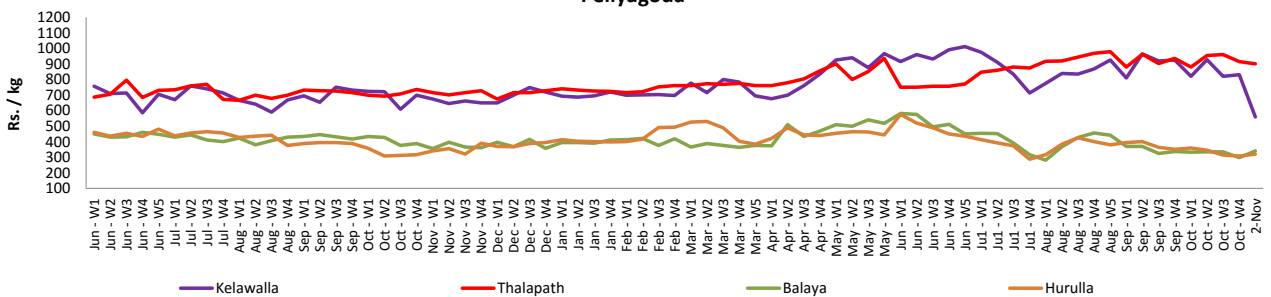


Negombo

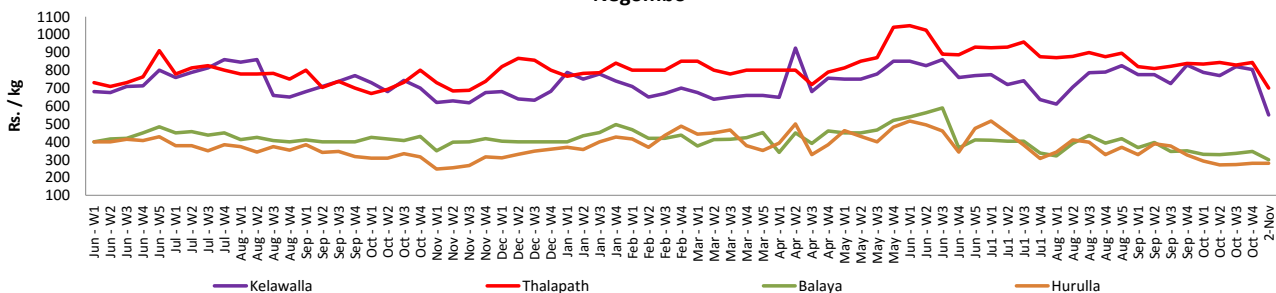


Retail Prices

Peliyagoda



Negombo



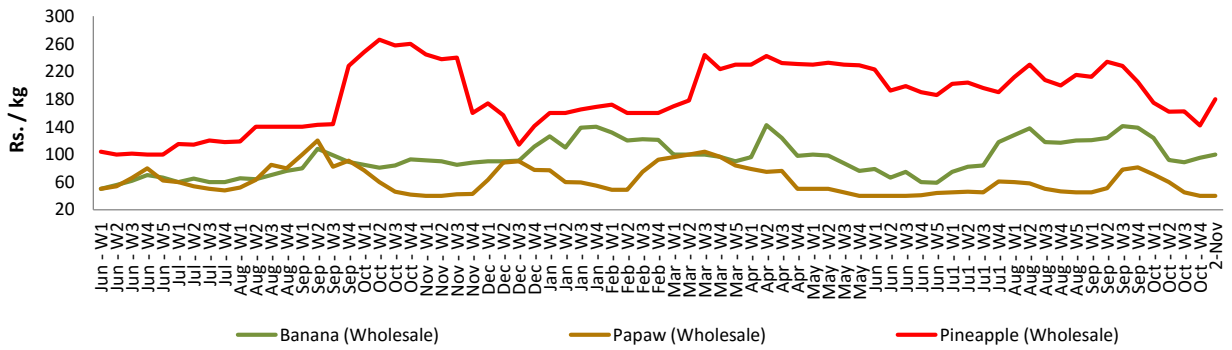
Wholesale and Retail Prices of Selected Food Commodities - 2017/11/02

Fruits

Item	Unit	Wholesale		Retail	
		Pettah			
		Previous 5 Days Average	Today	Previous 5 Days Average	Today
Banana (Sour)	Rs./Kg	94.00	100.00	120.00	140.00
Papaw	Rs./Kg	40.00	40.00	60.00	60.00
Pineapple	Rs./Kg	164.00	180.00	210.00	230.00

- Price increased by more than 5% compared to previous week average price.
- Price decreased by more than 5% compared to previous week average price.

Wholesale - Pettah



Wholesale and Retail Prices of Selected Food Commodities - 2017/11/02

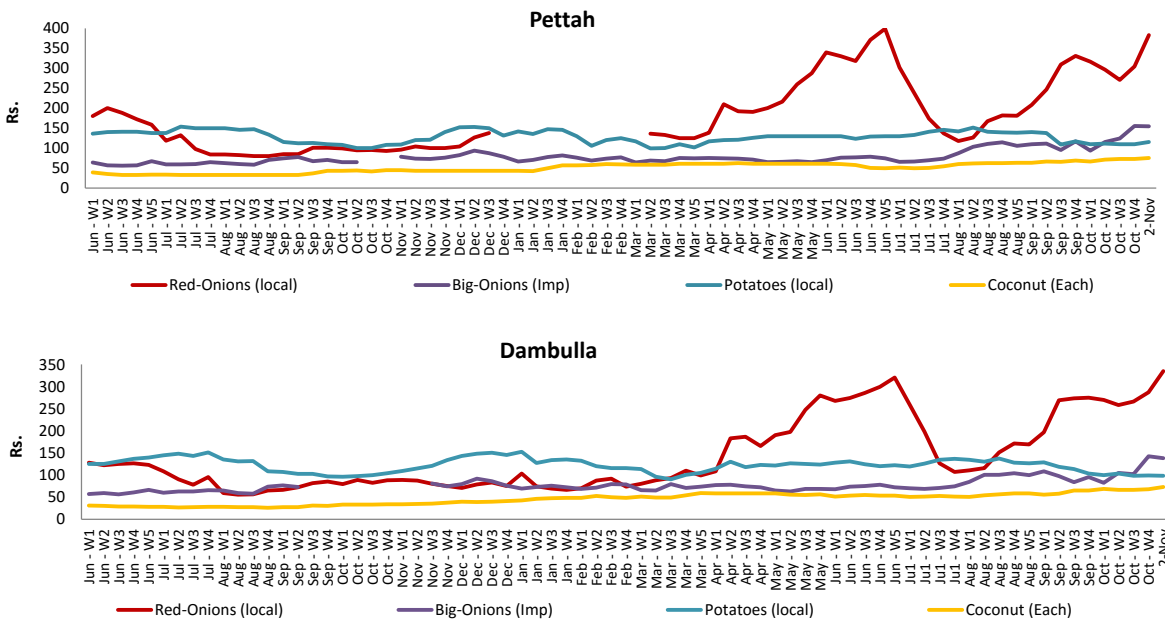
Other

Item	Unit	Wholesale				Retail			
		Pettah		Dambulla		Pettah		Dambulla	
		Previous 5 Days Average	Today	Previous 5 Days Average	Today	Previous 5 Days Average	Today	Previous 5 Days Average	Today
Red-Onions (local)	Rs./Kg	351.40	383.00	313.00	335.00	392.00	420.00	325.00	348.00
Red-Onions (Imp)	Rs./Kg	284.00	350.00	n.a.	n.a.	306.00	380.00	n.a.	n.a.
Big-Onions (local)	Rs./Kg	156.00	155.00	153.00	145.00	177.00	175.00	165.00	158.00
Big-Onions (Imp)	Rs./Kg	155.00	155.00	147.00	138.00	174.00	175.00	158.00	148.00
Potatoes (local)	Rs./Kg	110.00	115.00	93.00	98.00	140.00	145.00	103.00	108.00
Potatoes (Imp)	Rs./Kg	86.00	85.00			104.00	100.00		
Dried Chillies (Imp)	Rs./Kg	208.00	200.00	200.00	195.00	250.00	250.00	211.00	208.00
Coconut	Rs./Nut	72.00	75.00	68.00	73.00	83.00	88.00	78.00	83.00
Coconut oil	Rs./Ltr	356.00	360.00			376.00	380.00		
Dhal	Rs./Kg	132.00	128.00			150.00	148.00		
Sugar	Rs./Kg	104.00	108.00			112.00	118.00		
Eggs	Rs./Each	10.30	12.00			11.30	13.00		
Katta	Rs./Kg	820.00	820.00			900.00	900.00		
Sprats	Rs./Kg	500.00	500.00			550.00	550.00		

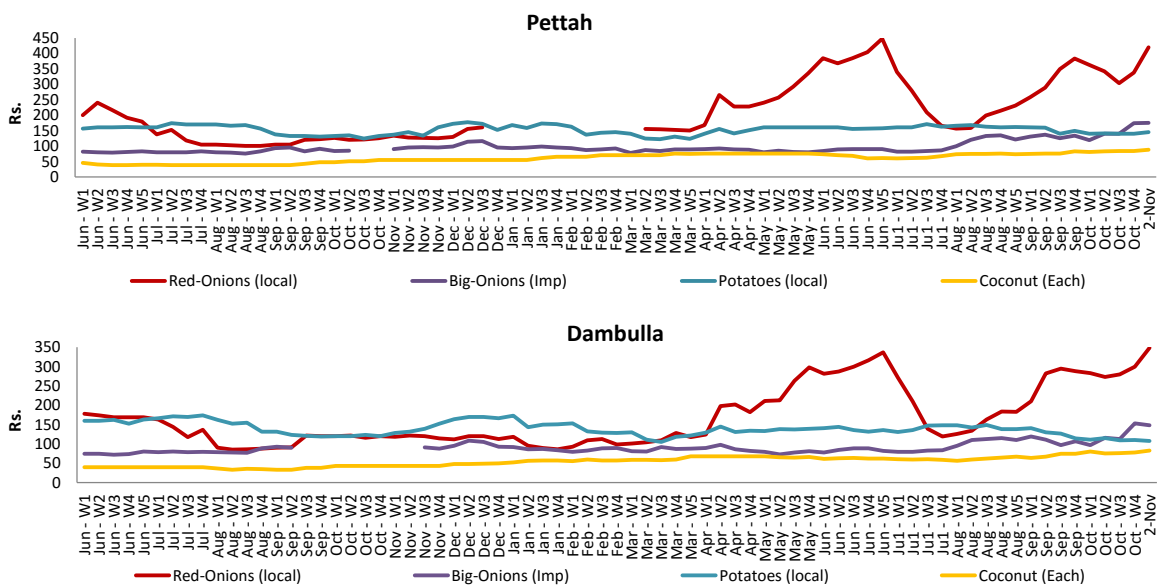
Price increased by more than 5% compared to previous week average price.

Price decreased by more than 5% compared to previous week average price.

Wholesale Prices



Retail Prices



* Prices of food commodities may vary due to quality and markets among other factors.