

Daily Price Report

A Summary of Price Developments - 01 November 2017



Vegetables

- Prices of most varieties of vegetables demonstrated mixed movements in both Pettah and Dambulla markets.



Rice

- No significant price movement was observed of rice compared with the previous week in both Pettah and Marandagahamula markets.



Fish

- Prices of most varieties of fish decreased in Negombo market while Peliyagoda market demonstrated mixed movements.



Other

- Prices of Red Onions (Local & Imported) increased in both Pettah and Dambulla markets due to low supply.
- Prices of Egg increased significantly in Pettah market.



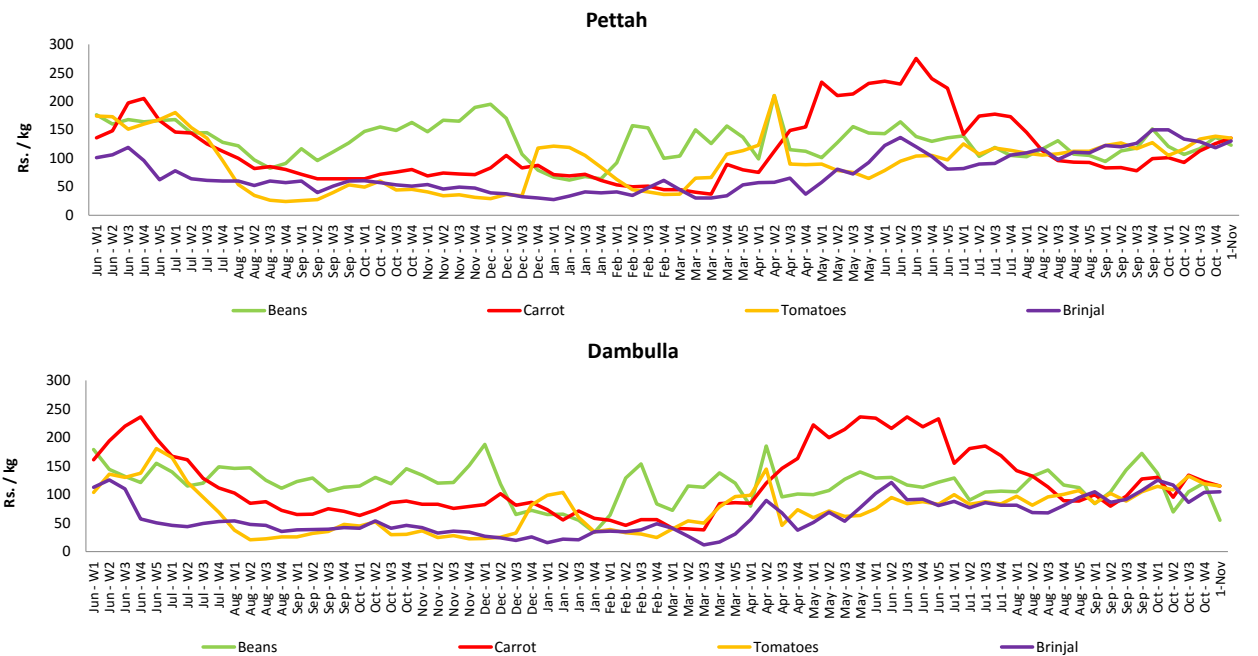
Wholesale and Retail Prices of Selected Food Commodities - 2017/11/01

Vegetables

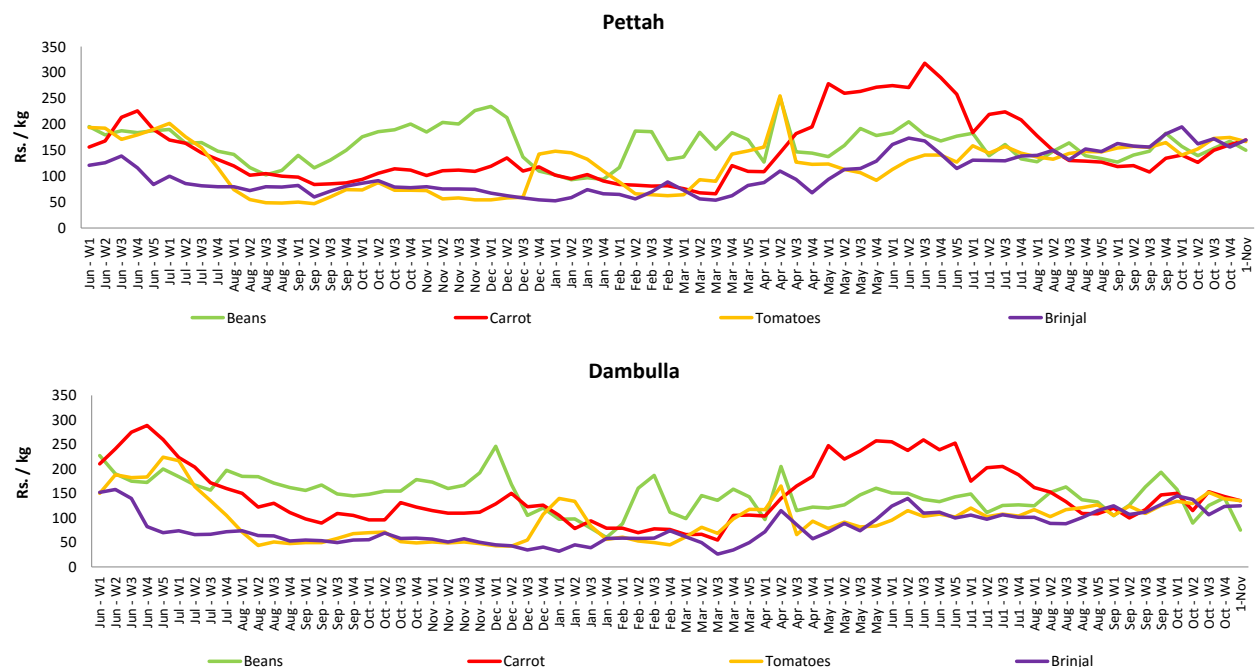
Item	Unit	Wholesale				Retail			
		Pettah		Dambulla		Pettah		Dambulla	
		Previous 5 Days Average	Today	Previous 5 Days Average	Today	Previous 5 Days Average	Today	Previous 5 Days Average	Today
Beans	Rs./Kg	125.00	123.00	110.00	55.00	154.00	150.00	131.00	75.00
Carrot	Rs./Kg	124.00	135.00	137.00	115.00	155.00	170.00	157.00	135.00
Cabbage	Rs./Kg	105.00	110.00	91.00	75.00	142.00	160.00	111.00	95.00
Tomatoes	Rs./Kg	135.00	135.00	117.00	115.00	172.00	167.00	137.00	135.00
Brinjal	Rs./Kg	124.00	130.00	98.00	105.00	159.00	170.00	118.00	125.00
Pumpkin	Rs./Kg	59.00	62.00	50.00	43.00	85.00	90.00	70.00	63.00
Snake gourd	Rs./Kg	100.00	120.00	75.00	85.00	132.00	160.00	95.00	105.00

- Price increased by more than 5% compared to previous week average price.
- Price decreased by more than 5% compared to previous week average price.

Wholesale Prices



Retail Prices



Wholesale and Retail Prices of Selected Food Commodities - 2017/11/01

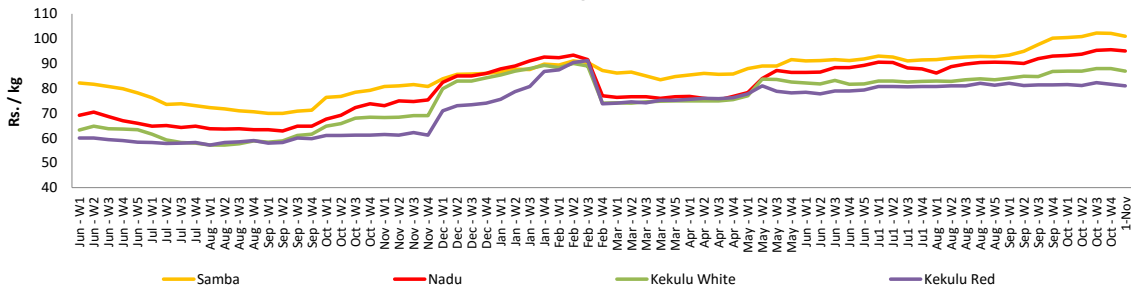
Rice

Item	Unit	Wholesale				Retail	
		Maradaghamula		Pettah		Pettah	
		Previous 5 Days Average	Today	Previous 5 Days Average	Today	Previous 5 Days Average	Today
Samba	Rs./Kg	102.00	101.00	103.00	103.00	109.00	108.00
Nadu	Rs./Kg	96.00	95.00	93.00	93.00	98.00	98.00
Kekulu White	Rs./Kg	88.00	87.00	89.00	88.00	96.00	95.00
Kekulu Red	Rs./Kg	81.00	81.00	82.00	82.00	90.00	90.00

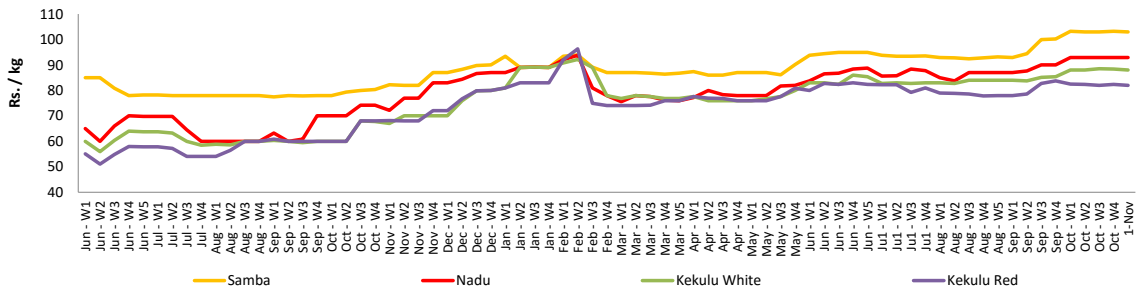
- Price increased by more than 5% compared to previous week average price.
- Price decreased by more than 5% compared to previous week average price.

Wholesale Prices

Maradaghamula

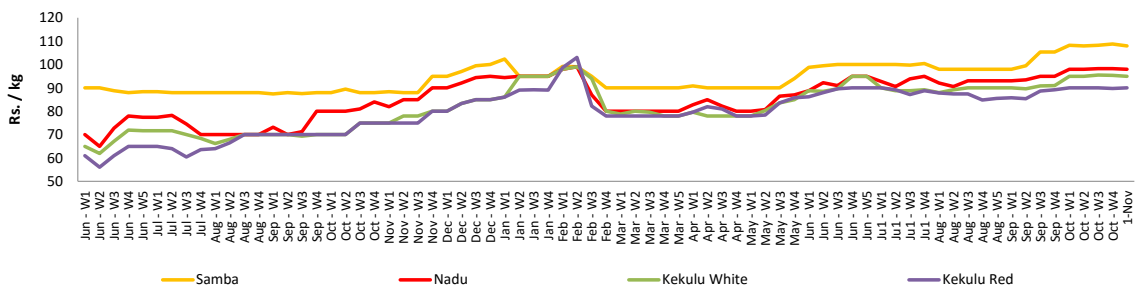


Pettah



Retail Prices

Pettah



Wholesale and Retail Prices of Selected Food Commodities - 2017/11/01

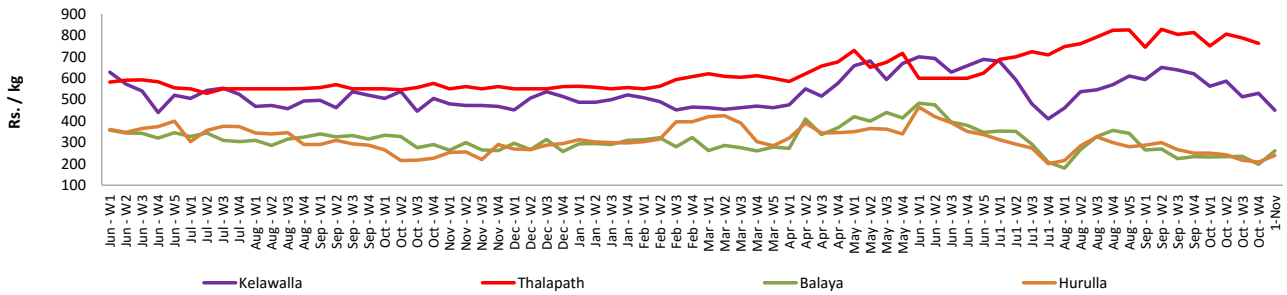
Fish

Item	Unit	Wholesale				Retail			
		Peliyagoda		Negombo		Peliyagoda		Negombo	
		Previous 5 Days Average	Today	Previous 5 Days Average	Today	Previous 5 Days Average	Today	Previous 5 Days Average	Today
Kelawalla	Rs./Kg	490.00	450.00	498.00	400.00	740.00	650.00	700.00	550.00
Thalapath	Rs./Kg	760.00	n.a.	596.00	580.00	904.00	n.a.	788.00	720.00
Balaya	Rs./Kg	198.00	260.00	210.00	180.00	298.00	360.00	330.00	300.00
Paraw	Rs./Kg	488.00	420.00	518.00	520.00	775.00	700.00	722.00	720.00
Salaya	Rs./Kg	90.00	100.00	96.00	100.00	144.00	160.00	160.00	150.00
Hurulla	Rs./Kg	204.00	240.00	194.00	180.00	304.00	340.00	282.00	280.00

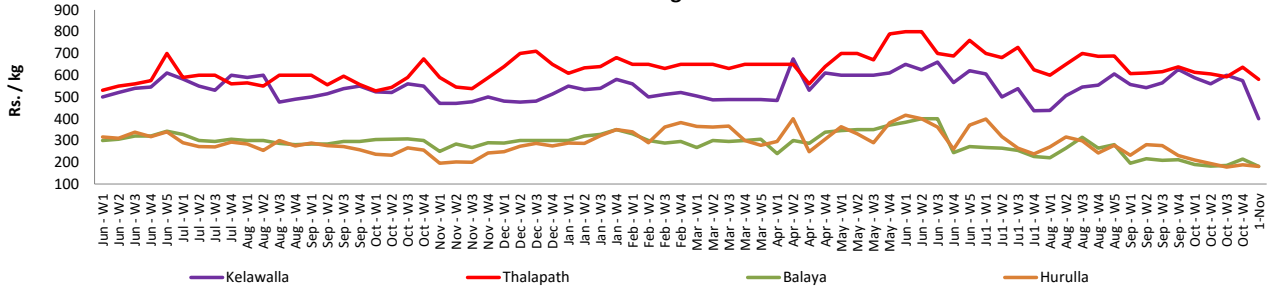
- Price increased by more than 5% compared to previous week average price.
- Price decreased by more than 5% compared to previous week average price.

Wholesale Prices

Peliyagoda

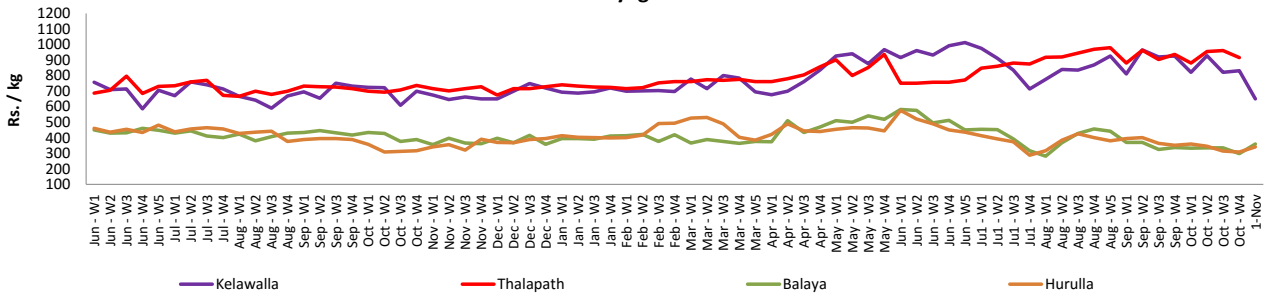


Negombo

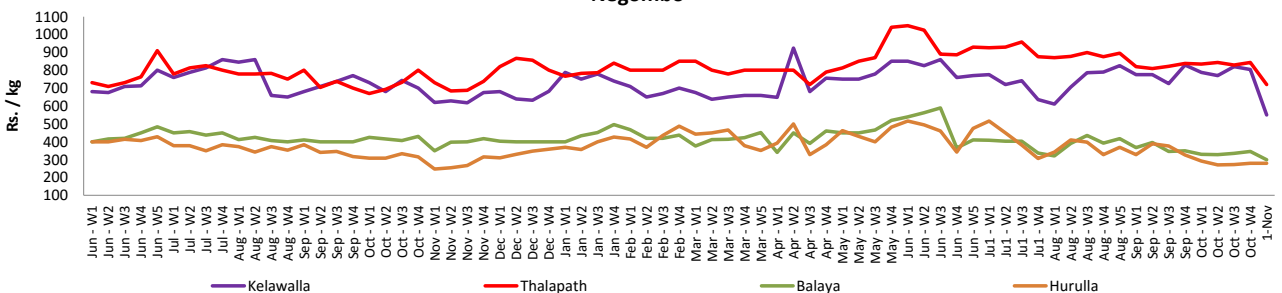


Retail Prices

Peliyagoda



Negombo



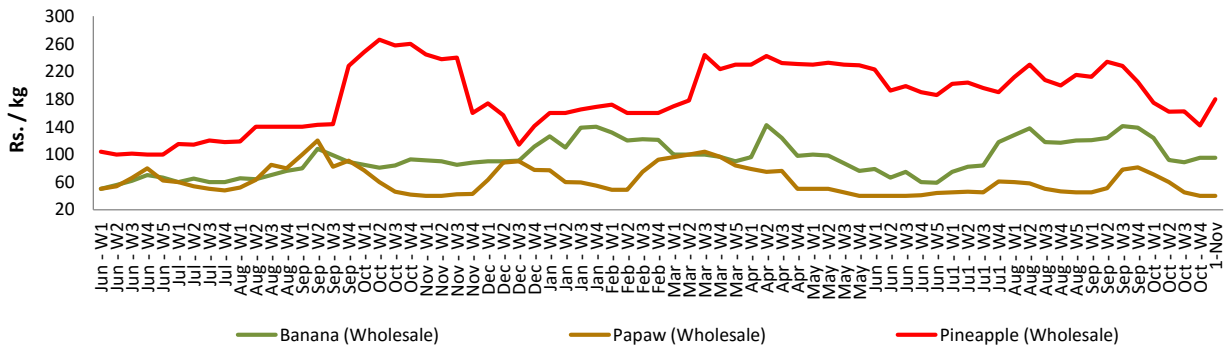
Wholesale and Retail Prices of Selected Food Commodities - 2017/11/01

Fruits

Item	Unit	Wholesale		Retail	
		Pettah			
		Previous 5 Days Average	Today	Previous 5 Days Average	Today
Banana (Sour)	Rs./Kg	94.00	95.00	120.00	120.00
Papaw	Rs./Kg	40.00	40.00	60.00	60.00
Pineapple	Rs./Kg	156.00	180.00	200.00	230.00

- Price increased by more than 5% compared to previous week average price.
- Price decreased by more than 5% compared to previous week average price.

Wholesale - Pettah



Wholesale and Retail Prices of Selected Food Commodities - 2017/11/01

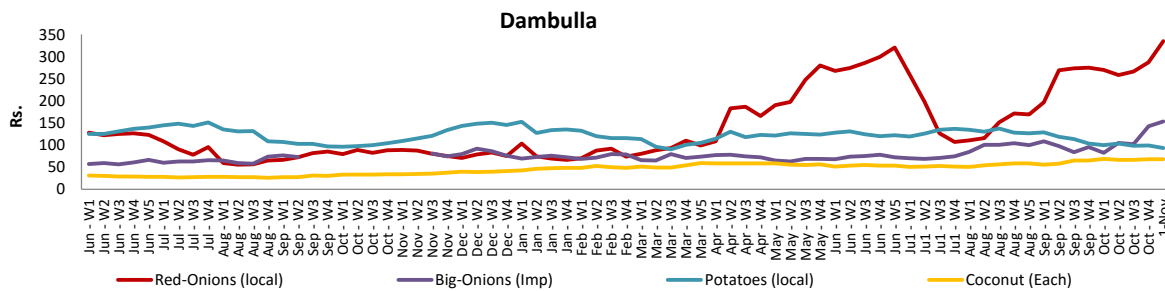
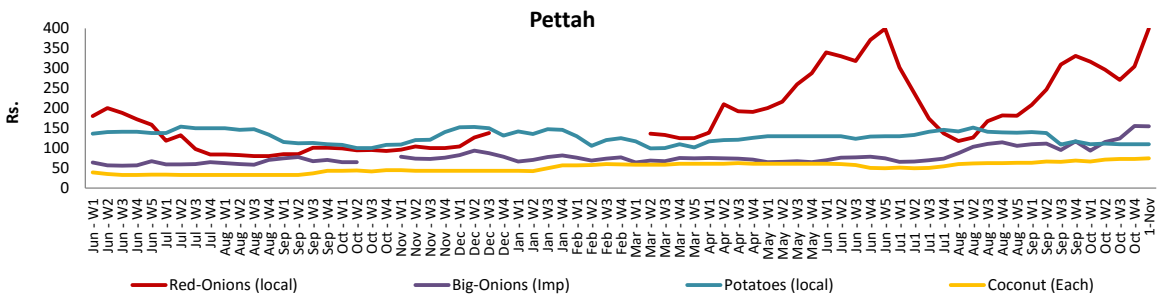
Other

Item	Unit	Wholesale				Retail			
		Pettah		Dambulla		Pettah		Dambulla	
		Previous 5 Days Average	Today	Previous 5 Days Average	Today	Previous 5 Days Average	Today	Previous 5 Days Average	Today
Red-Onions (local)	Rs./Kg	330.00	400.00	305.00	335.00	370.00	440.00	317.00	348.00
Red-Onions (Imp)	Rs./Kg	266.00	350.00	n.a.	n.a.	286.00	380.00	n.a.	n.a.
Big-Onions (local)	Rs./Kg	157.00	155.00	146.00	175.00	178.00	175.00	157.00	188.00
Big-Onions (Imp)	Rs./Kg	155.00	155.00	146.00	153.00	174.00	175.00	157.00	163.00
Potatoes (local)	Rs./Kg	110.00	110.00	95.00	93.00	140.00	140.00	106.00	103.00
Potatoes (Imp)	Rs./Kg	86.00	83.00			105.00	100.00		
Dried Chillies (Imp)	Rs./Kg	208.00	210.00	201.00	195.00	250.00	250.00	212.00	208.00
Coconut	Rs./Nut	72.00	74.00	68.00	68.00	83.00	84.00	78.00	78.00
Coconut oil	Rs./Ltr	356.00	360.00			376.00	380.00		
Dhal	Rs./Kg	132.00	133.00			150.00	150.00		
Sugar	Rs./Kg	103.00	108.00			111.00	118.00		
Eggs	Rs./Each	9.70	12.00			10.70	13.00		
Katta	Rs./Kg	820.00	820.00			900.00	900.00		
Sprats	Rs./Kg	500.00	500.00			550.00	550.00		

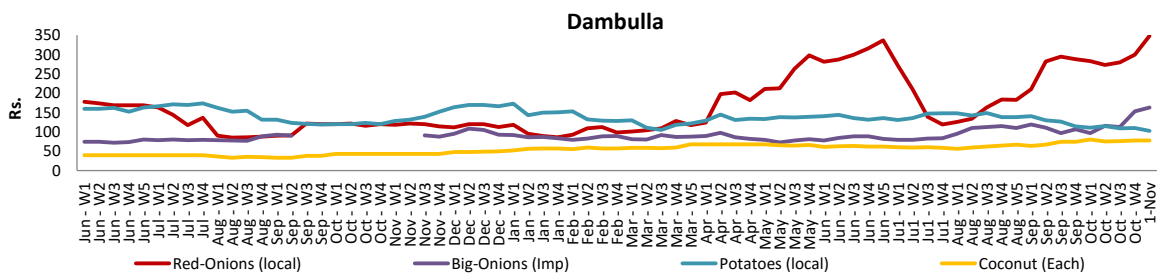
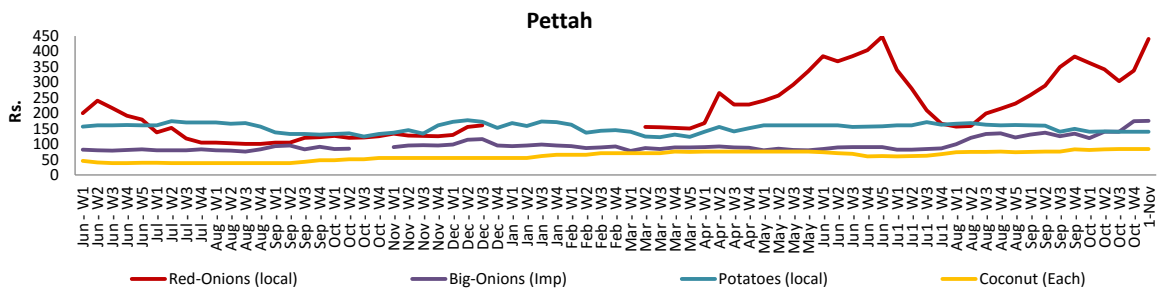
Price increased by more than 5% compared to previous week average price.

Price decreased by more than 5% compared to previous week average price.

Wholesale Prices



Retail Prices



* Prices of food commodities may vary due to quality and markets among other factors.