

# Daily Price Report

---

A Summary of Price Developments - 31 October 2017

---



## Vegetables

- Prices of most varieties of vegetables demonstrated mixed movements in both Pettah and Dambulla markets.



## Rice

- No significant price movement was observed of rice compared with the previous week in both Pettah and Marandagahamula markets.



## Fish

- Prices of most varieties of fish decreased in Negombo market while Peliyagoda market demonstrated mixed movements.



## Other

- Prices of Red Onions (Local) increased in both Pettah and Dambulla markets due to low supply.



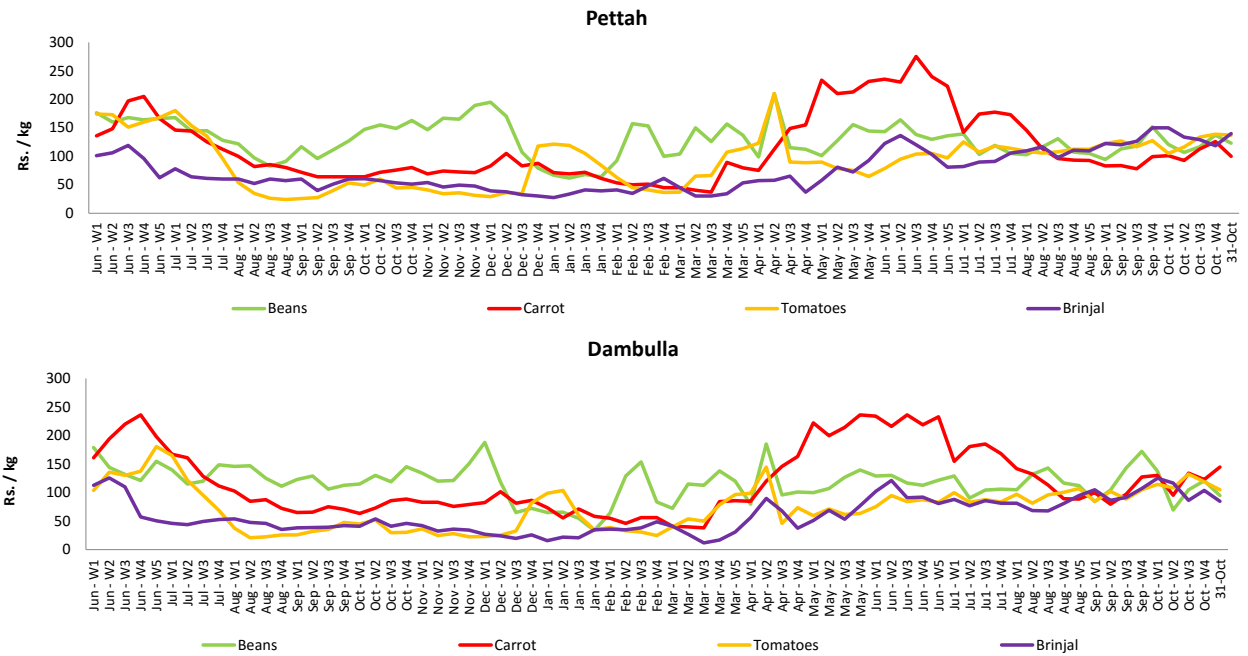
# Wholesale and Retail Prices of Selected Food Commodities - 2017/10/31

## Vegetables

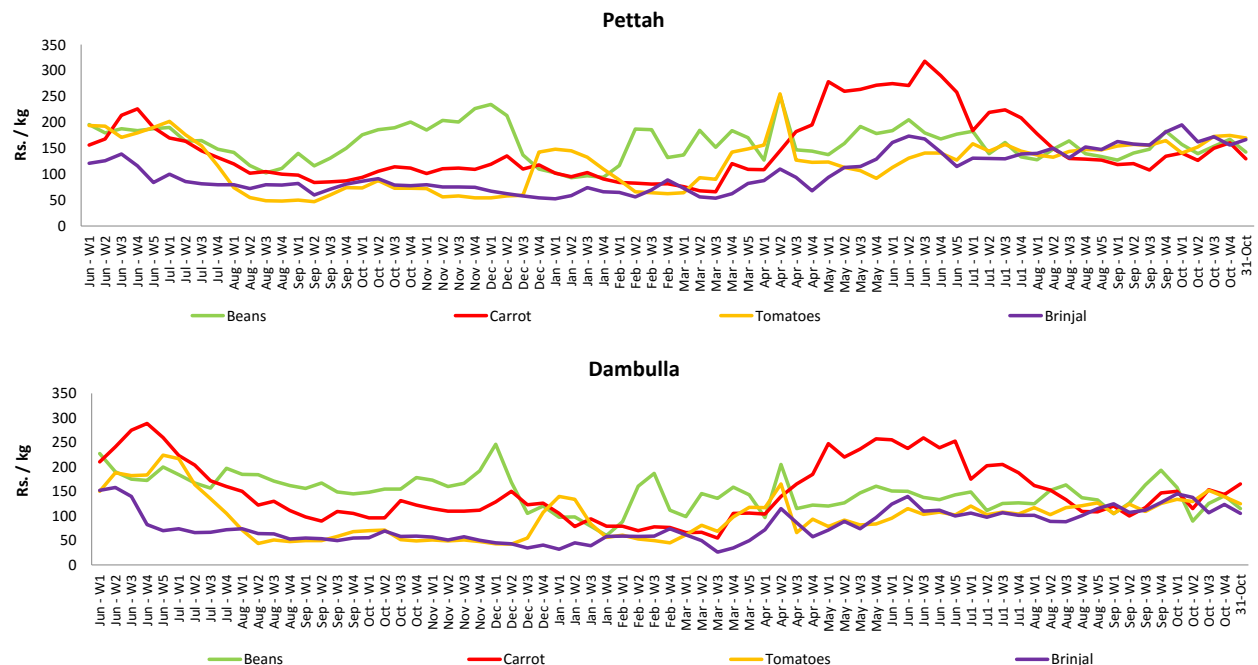
Item	Unit	Wholesale				Retail			
		Pettah		Dambulla		Pettah		Dambulla	
		Previous 5 Days Average	Today	Previous 5 Days Average	Today	Previous 5 Days Average	Today	Previous 5 Days Average	Today
Beans	Rs./Kg	129.00	123.00	116.00	95.00	160.00	143.00	137.00	115.00
Carrot	Rs./Kg	132.00	100.00	136.00	145.00	164.00	130.00	156.00	165.00
Cabbage	Rs./Kg	102.00	120.00	87.00	95.00	140.00	153.00	107.00	115.00
Tomatoes	Rs./Kg	138.00	137.00	123.00	105.00	174.00	170.00	143.00	125.00
Brinjal	Rs./Kg	120.00	140.00	102.00	85.00	157.00	167.00	122.00	105.00
Pumpkin	Rs./Kg	54.00	73.00	50.00	58.00	81.00	100.00	70.00	78.00
Snake gourd	Rs./Kg	92.00	130.00	80.00	63.00	124.00	160.00	100.00	83.00

- Price increased by more than 5% compared to previous week average price.
- Price decreased by more than 5% compared to previous week average price.

### Wholesale Prices



### Retail Prices



# Wholesale and Retail Prices of Selected Food Commodities - 2017/10/31

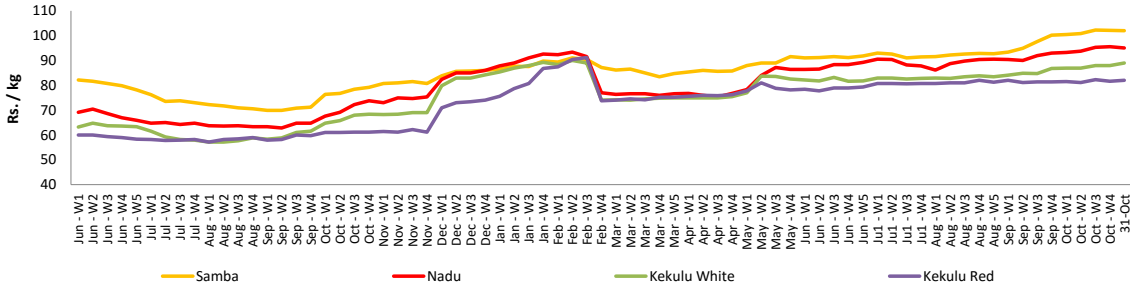
## Rice

Item	Unit	Wholesale				Retail	
		Maradaghamula		Pettah		Pettah	
		Previous 5 Days Average	Today	Previous 5 Days Average	Today	Previous 5 Days Average	Today
Samba	Rs./Kg	102.00	102.00	103.00	103.00	109.00	109.00
Nadu	Rs./Kg	96.00	95.00	93.00	93.00	98.00	98.00
Kekulu White	Rs./Kg	88.00	89.00	89.00	90.00	96.00	97.00
Kekulu Red	Rs./Kg	81.00	82.00	82.00	82.00	90.00	90.00

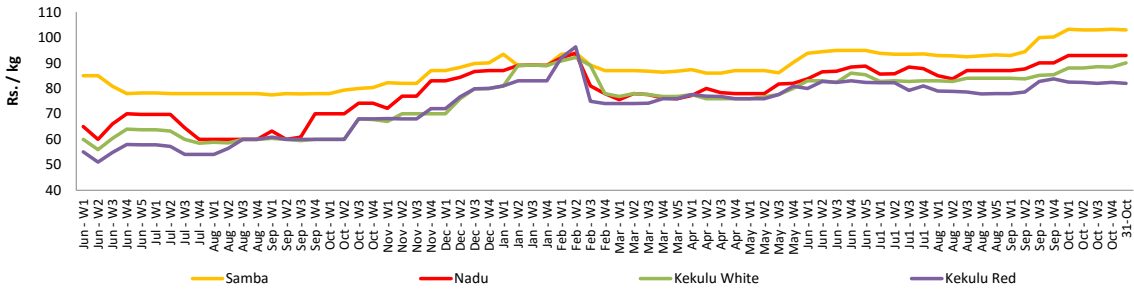
- Price increased by more than 5% compared to previous week average price.
- Price decreased by more than 5% compared to previous week average price.

### Wholesale Prices

#### Marandaghamula

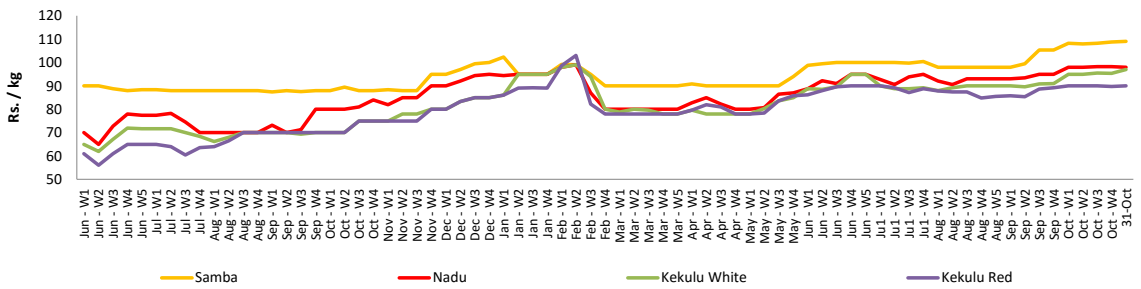


#### Pettah



### Retail Prices

#### Pettah



# Wholesale and Retail Prices of Selected Food Commodities - 2017/10/31

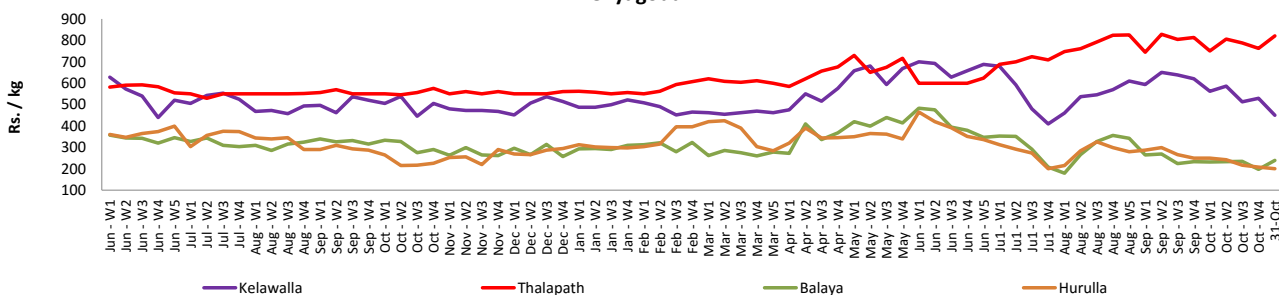
## Fish

Item	Unit	Wholesale				Retail			
		Peliyagoda		Negombo		Peliyagoda		Negombo	
		Previous 5 Days Average	Today	Previous 5 Days Average	Today	Previous 5 Days Average	Today	Previous 5 Days Average	Today
Kelawalla	Rs./Kg	520.00	450.00	534.00	400.00	800.00	650.00	750.00	550.00
Thalapath	Rs./Kg	752.00	820.00	616.00	540.00	900.00	960.00	814.00	720.00
Balaya	Rs./Kg	194.00	240.00	214.00	180.00	294.00	340.00	340.00	300.00
Paraw	Rs./Kg	513.00	450.00	524.00	520.00	825.00	700.00	728.00	720.00
Salaya	Rs./Kg	96.00	100.00	102.00	80.00	148.00	160.00	168.00	140.00
Hurulla	Rs./Kg	204.00	200.00	188.00	210.00	304.00	300.00	276.00	300.00

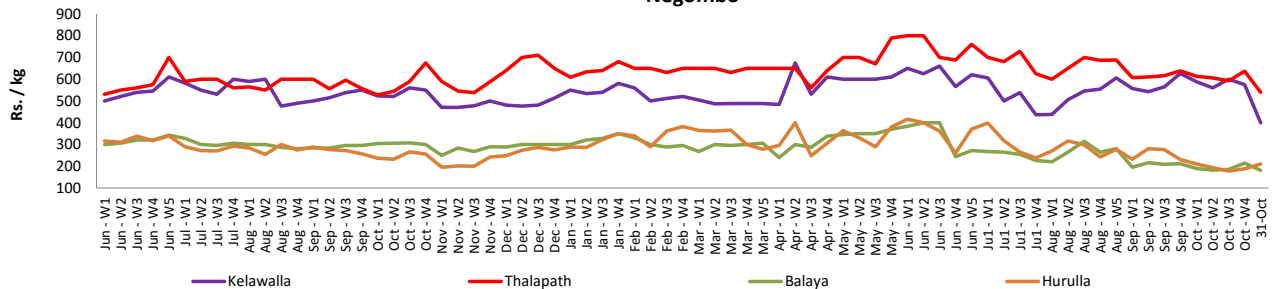
- Price increased by more than 5% compared to previous week average price.
- Price decreased by more than 5% compared to previous week average price.

### Wholesale Prices

#### Peliyagoda

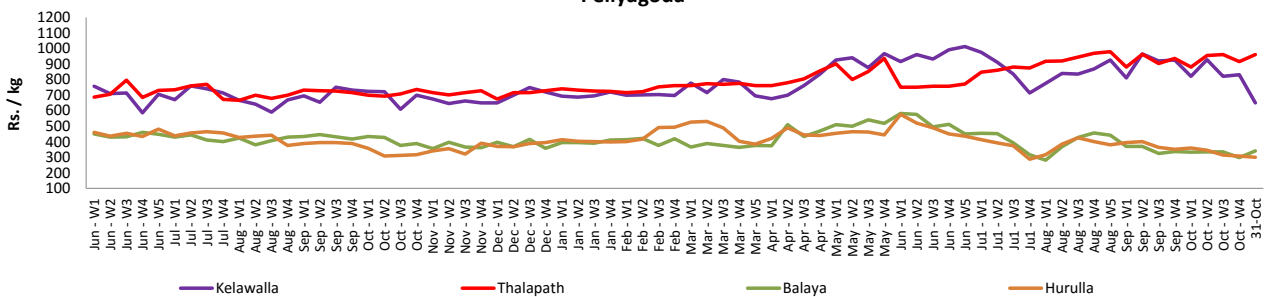


#### Negombo

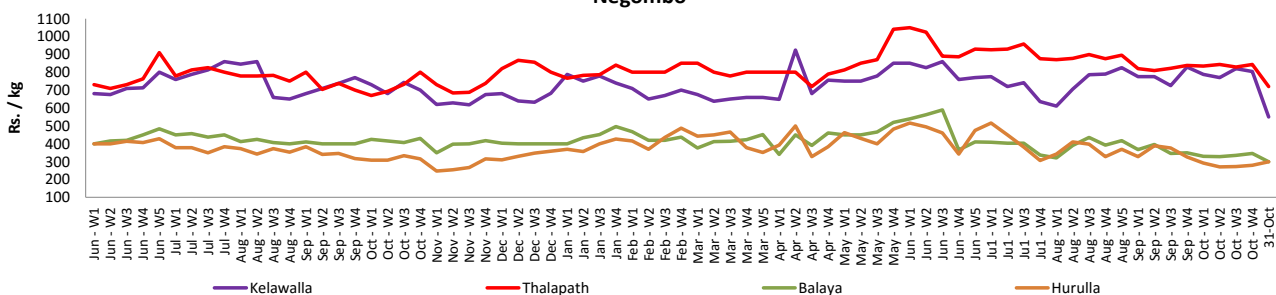


### Retail Prices

#### Peliyagoda



#### Negombo



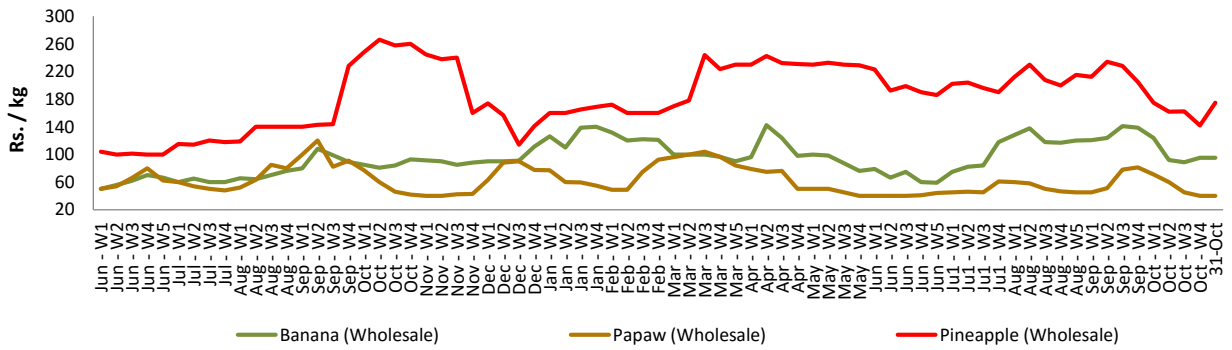
# Wholesale and Retail Prices of Selected Food Commodities - 2017/10/31

## Fruits

Item	Unit	Wholesale		Retail	
		Pettah			
		Previous 5 Days Average	Today	Previous 5 Days Average	Today
Banana (Sour)	Rs./Kg	95.00	95.00	120.00	120.00
Papaw	Rs./Kg	40.00	40.00	60.00	60.00
Pineapple	Rs./Kg	149.00	175.00	194.00	220.00

- Price increased by more than 5% compared to previous week average price.
- Price decreased by more than 5% compared to previous week average price.

Wholesale - Pettah



# Wholesale and Retail Prices of Selected Food Commodities - 2017/10/31

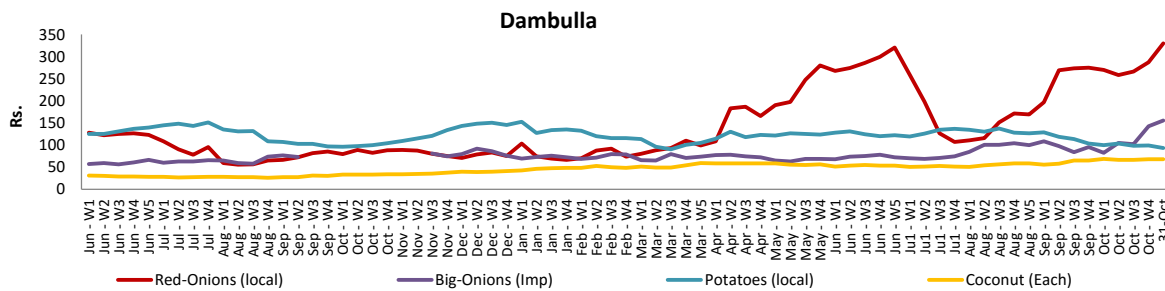
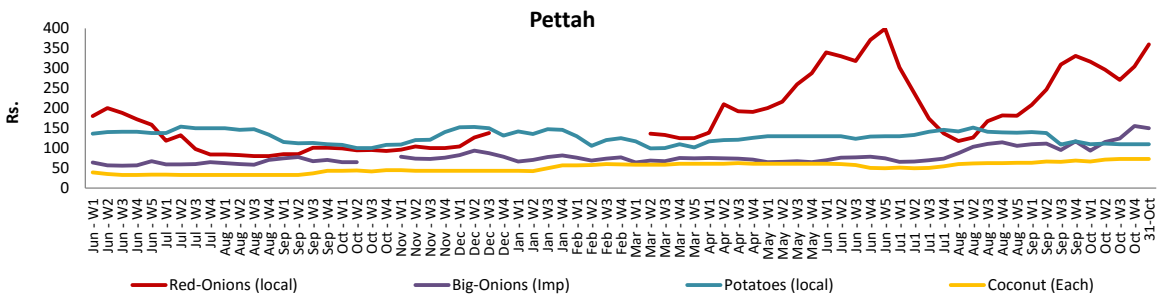
## Other

Item	Unit	Wholesale				Retail			
		Pettah		Dambulla		Pettah		Dambulla	
		Previous 5 Days Average	Today	Previous 5 Days Average	Today	Previous 5 Days Average	Today	Previous 5 Days Average	Today
Red-Onions (local)	Rs./Kg	318.00	360.00	301.00	330.00	354.00	400.00	313.00	340.00
Red-Onions (Imp)	Rs./Kg	264.00	290.00	n.a.	n.a.	284.00	310.00	n.a.	n.a.
Big-Onions (local)	Rs./Kg	157.00	160.00	140.00	163.00	178.00	180.00	152.00	173.00
Big-Onions (Imp)	Rs./Kg	156.00	150.00	142.00	155.00	174.00	170.00	153.00	168.00
Potatoes (local)	Rs./Kg	110.00	110.00	96.00	93.00	140.00	140.00	107.00	103.00
Potatoes (Imp)	Rs./Kg	85.00	90.00			104.00	110.00		
Dried Chillies (Imp)	Rs./Kg	208.00	210.00	201.00	203.00	250.00	250.00	212.00	213.00
Coconut	Rs./Nut	72.00	73.00	68.00	68.00	83.00	83.00	78.00	78.00
Coconut oil	Rs./Ltr	360.00	340.00			380.00	360.00		
Dhal	Rs./Kg	133.00	130.00			150.00	148.00		
Sugar	Rs./Kg	103.00	103.00			111.00	110.00		
Eggs	Rs./Each	9.40	10.50			10.40	11.50		
Katta	Rs./Kg	820.00	820.00			900.00	900.00		
Sprats	Rs./Kg	500.00	500.00			550.00	550.00		

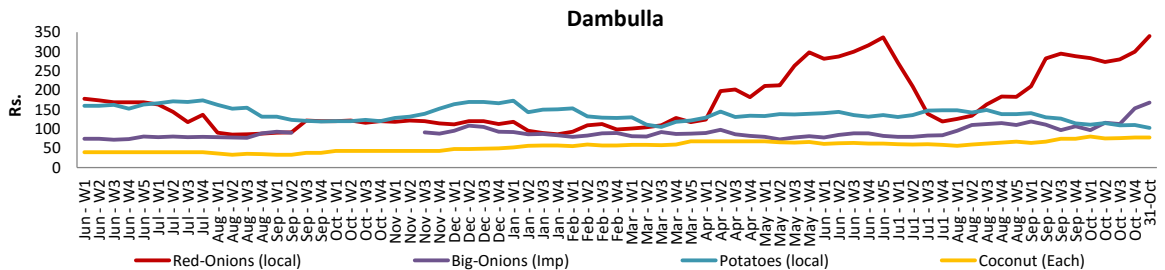
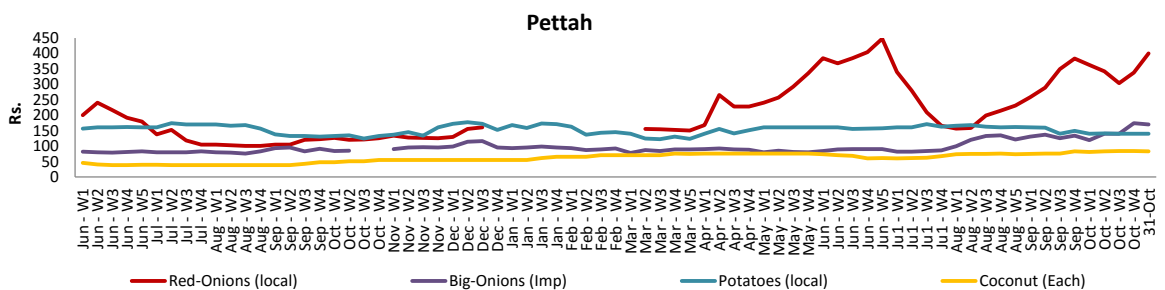
Price increased by more than 5% compared to previous week average price.

Price decreased by more than 5% compared to previous week average price.

### Wholesale Prices



### Retail Prices



\* Prices of food commodities may vary due to quality and markets among other factors.