

# Daily Price Report

---

## A Summary of Price Developments - 27 October 2017

---



### Vegetables

- Prices of most varieties of vegetables decreased in both Pettah and Dambulla markets.



### Rice

- No significant price movement was observed of rice compared with the previous week in both Pettah and Marandagamula markets.



### Fish

- Prices of most varieties of fish decreased in both Peliyagoda and Negombo markets due to favourable supply specially from Southern coastal areas.



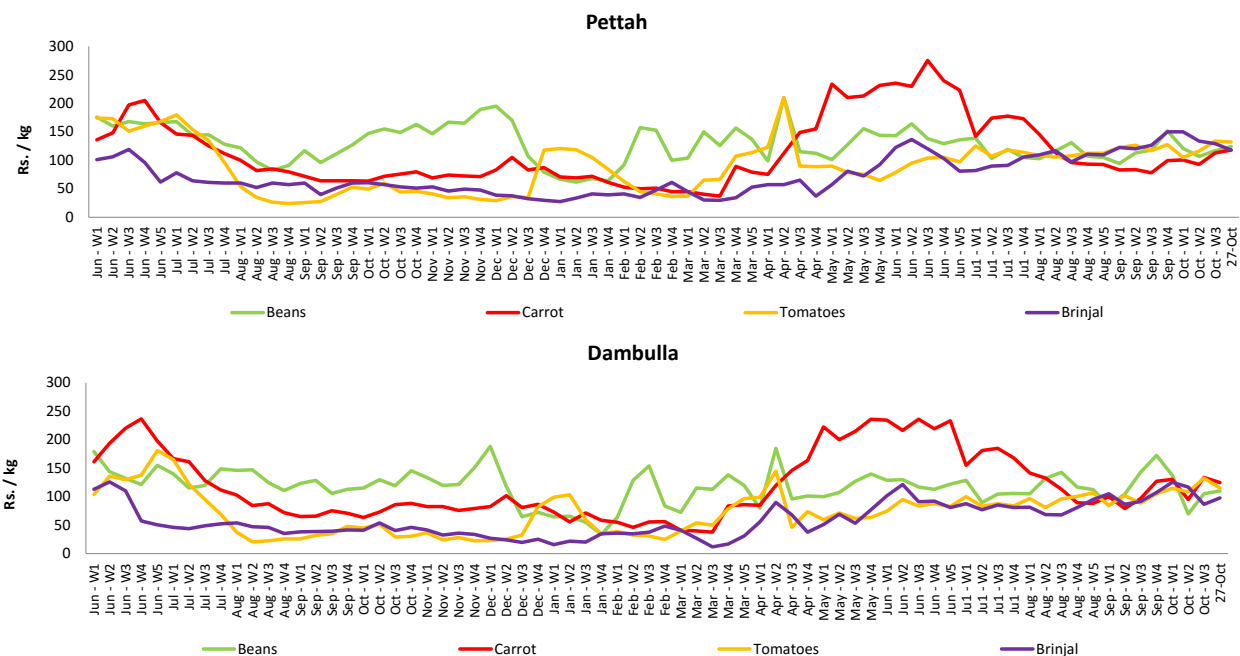
# Wholesale and Retail Prices of Selected Food Commodities - 2017/10/27

## Vegetables

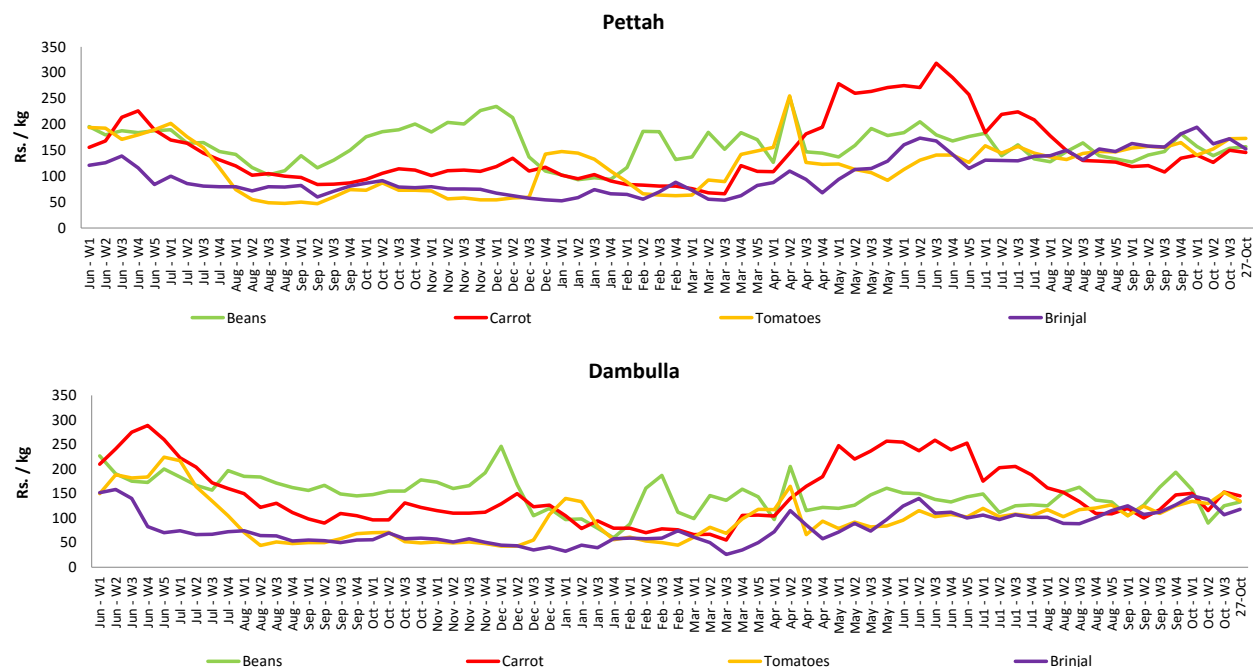
Item	Unit	Wholesale				Retail			
		Pettah		Dambulla		Pettah		Dambulla	
		Previous 5 Days Average	Today	Previous 5 Days Average	Today	Previous 5 Days Average	Today	Previous 5 Days Average	Today
Beans	Rs./Kg	132.00	124.00	122.00	110.00	162.00	157.00	142.00	133.00
Carrot	Rs./Kg	122.00	118.00	23.00	125.00	158.00	146.00	144.00	145.00
Cabbage	Rs./Kg	105.00	96.00	89.00	85.00	142.00	143.00	110.00	105.00
Tomatoes	Rs./Kg	138.00	132.00	119.00	115.00	172.00	173.00	139.00	135.00
Brinjal	Rs./Kg	121.00	118.00	105.00	98.00	159.00	153.00	125.00	118.00
Pumpkin	Rs./Kg	54.00	50.00	49.00	53.00	83.00	76.00	68.00	73.00
Snake gourd	Rs./Kg	91.00	92.00	81.00	70.00	123.00	120.00	101.00	90.00

- Price increased by more than 5% compared to previous week average price.
- Price decreased by more than 5% compared to previous week average price.

### Wholesale Prices



### Retail Prices



# Wholesale and Retail Prices of Selected Food Commodities - 2017/10/27

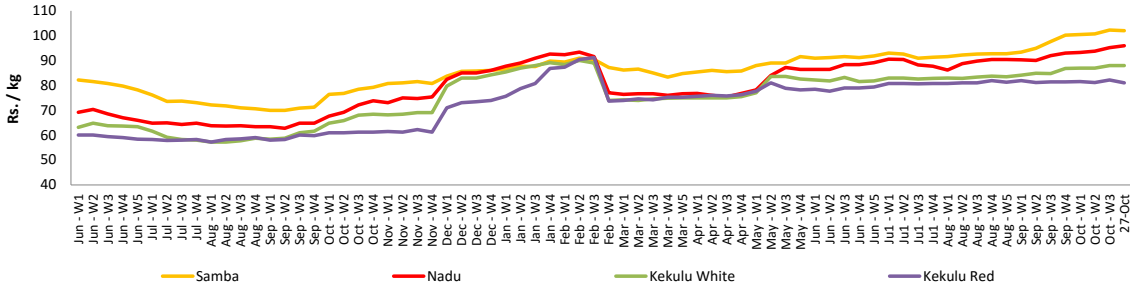
## Rice

Item	Unit	Wholesale				Retail	
		Maradaghamula		Pettah		Pettah	
		Previous 5 Days Average	Today	Previous 5 Days Average	Today	Previous 5 Days Average	Today
Samba	Rs./Kg	102.00	102.00	103.00	104.00	108.00	111.00
Nadu	Rs./Kg	96.00	96.00	93.00	93.00	98.00	98.00
Kekulu White	Rs./Kg	88.00	88.00	88.00	88.00	95.00	95.00
Kekulu Red	Rs./Kg	82.00	81.00	82.00	84.00	90.00	90.00

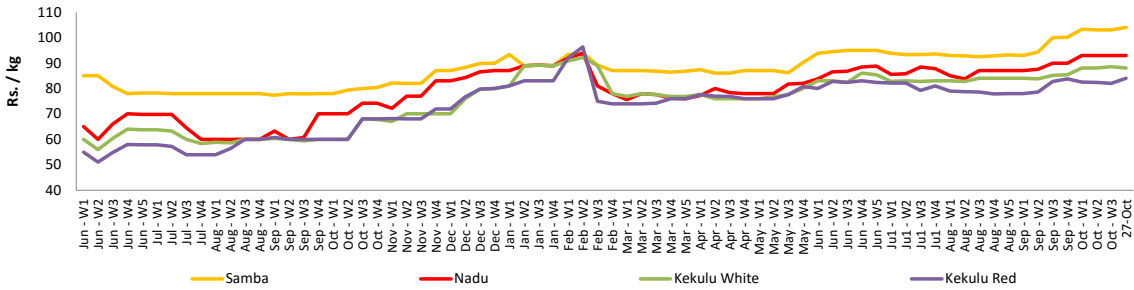
- Price increased by more than 5% compared to previous week average price.
- Price decreased by more than 5% compared to previous week average price.

### Wholesale Prices

#### Marandaghamula

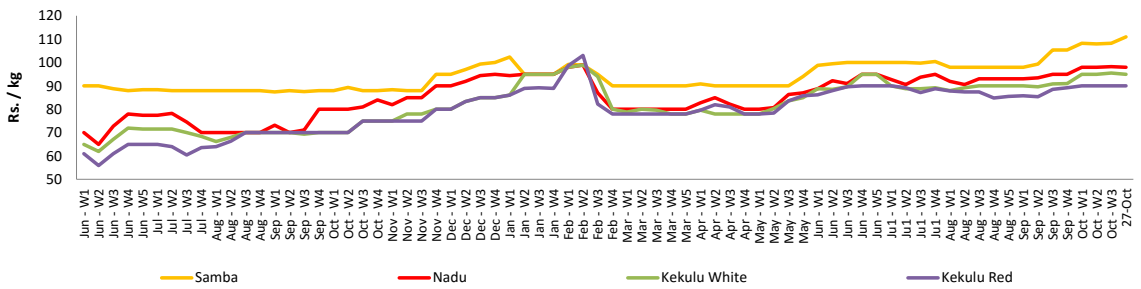


#### Pettah



### Retail Prices

#### Pettah



# Wholesale and Retail Prices of Selected Food Commodities - 2017/10/27

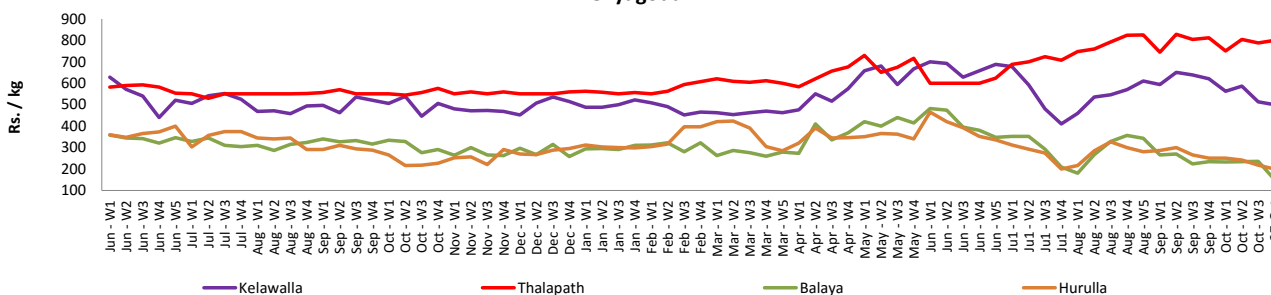
## Fish

Item	Unit	Wholesale				Retail			
		Peliyagoda		Negombo		Peliyagoda		Negombo	
		Previous 5 Days Average	Today	Previous 5 Days Average	Today	Previous 5 Days Average	Today	Previous 5 Days Average	Today
Kelawalla	Rs./Kg	530.00	500.00	588.00	530.00	830.00	800.00	808.00	800.00
Thalapath	Rs./Kg	752.00	800.00	626.00	620.00	900.00	980.00	846.00	820.00
Balaya	Rs./Kg	212.00	150.00	204.00	230.00	312.00	250.00	342.00	350.00
Paraw	Rs./Kg	533.00	500.00	544.00	480.00	867.00	800.00	744.00	700.00
Salaya	Rs./Kg	124.00	80.00	104.00	90.00	176.00	140.00	174.00	150.00
Hurulla	Rs./Kg	214.00	200.00	186.00	180.00	312.00	300.00	278.00	260.00

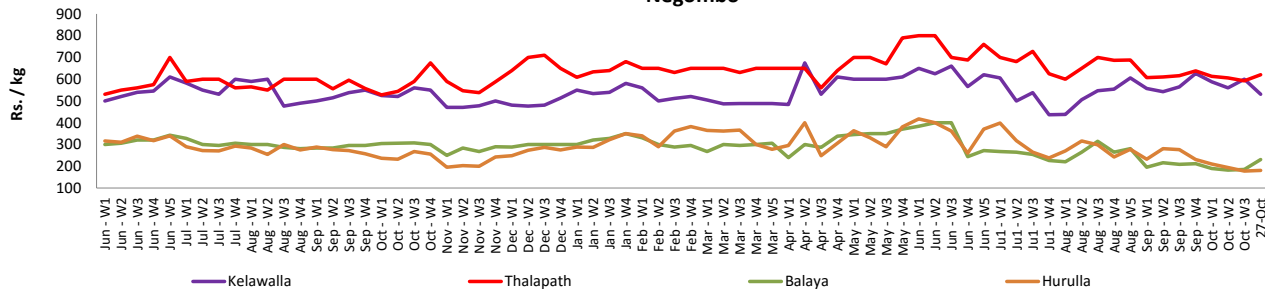
- Price increased by more than 5% compared to previous week average price.
- Price decreased by more than 5% compared to previous week average price.

### Wholesale Prices

#### Peliyagoda

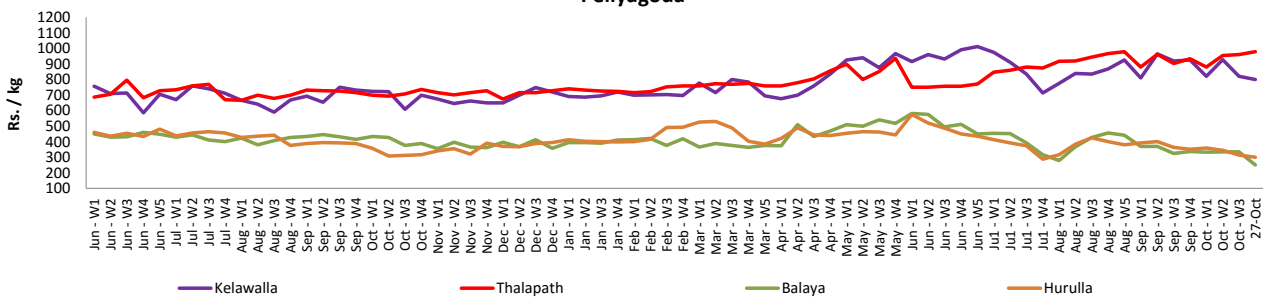


#### Negombo

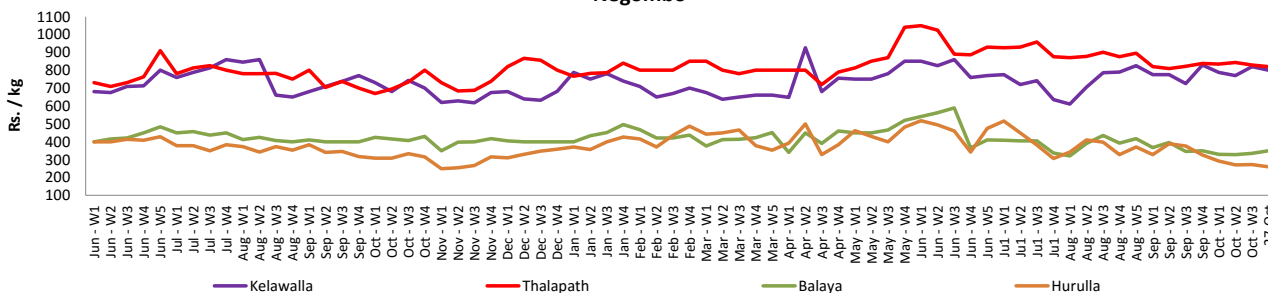


### Retail Prices

#### Peliyagoda



#### Negombo



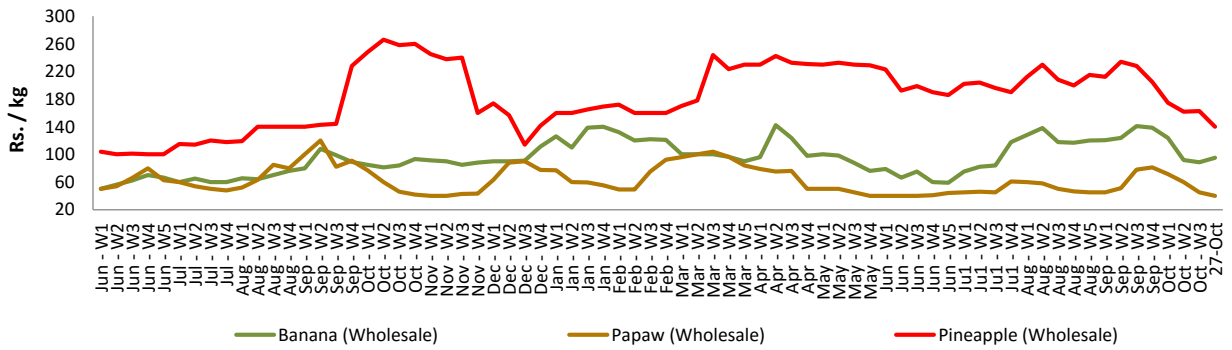
# Wholesale and Retail Prices of Selected Food Commodities - 2017/10/27

## Fruits

Item	Unit	Wholesale		Retail	
		Pettah			
		Previous 5 Days Average	Today	Previous 5 Days Average	Today
Banana (Sour)	Rs./Kg	92.00	95.00	120.00	120.00
Papaw	Rs./Kg	40.00	40.00	60.00	60.00
Pineapple	Rs./Kg	148.00	140.00	188.00	190.00

- Price increased by more than 5% compared to previous week average price.
- Price decreased by more than 5% compared to previous week average price.

Wholesale - Pettah



# Wholesale and Retail Prices of Selected Food Commodities - 2017/10/27

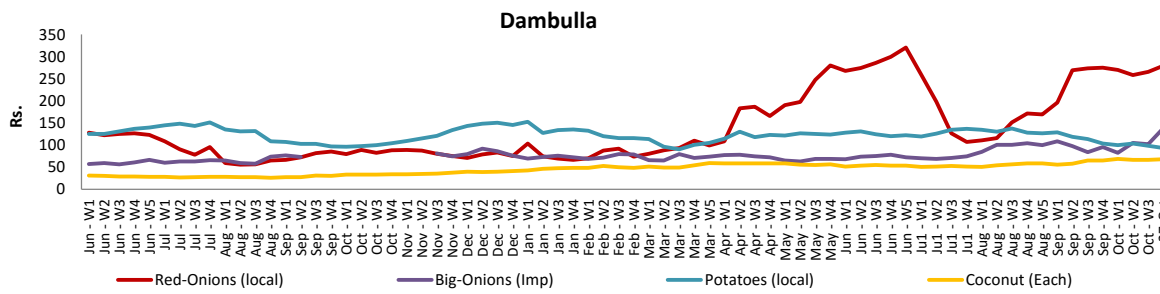
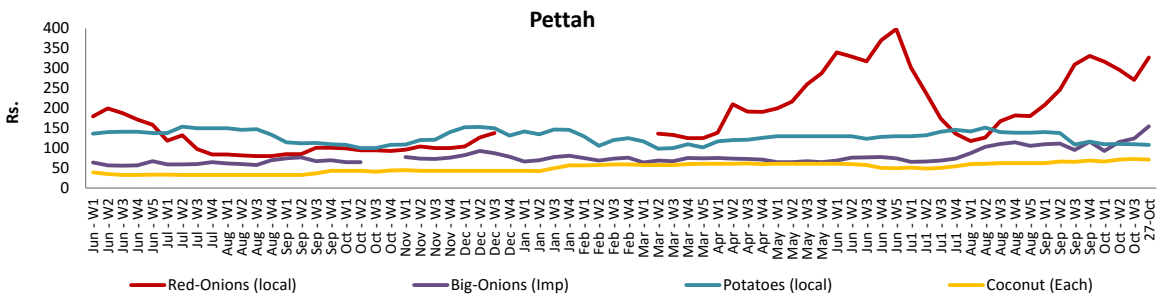
## Other

Item	Unit	Wholesale				Retail			
		Pettah		Dambulla		Pettah		Dambulla	
		Previous 5 Days Average	Today	Previous 5 Days Average	Today	Previous 5 Days Average	Today	Previous 5 Days Average	Today
Red-Onions (local)	Rs./Kg	293.00	327.00	282.00	279.00	322.00	380.00	295.00	289.00
Red-Onions (Imp)	Rs./Kg	266.00	260.00	n.a.	n.a.	288.00	280.00	n.a.	n.a.
Big-Onions (local)	Rs./Kg	150.00	148.00	131.00	135.00	170.00	177.00	142.00	148.00
Big-Onions (Imp)	Rs./Kg	150.00	155.00	138.00	138.00	167.00	175.00	148.00	148.00
Potatoes (local)	Rs./Kg	110.00	108.00	101.00	93.00	140.00	140.00	112.00	103.00
Potatoes (Imp)	Rs./Kg	85.00	85.00			105.00	105.00		
Dried Chillies (Imp)	Rs./Kg	210.00	200.00	198.00	203.00	250.00	250.00	212.00	213.00
Coconut	Rs./Nut	73.00	71.00	68.00	68.00	83.00	83.00	77.00	78.00
Coconut oil	Rs./Ltr	360.00	360.00			380.00	380.00		
Dhal	Rs./Kg	133.00	132.00			150.00	150.00		
Sugar	Rs./Kg	103.00	103.00			110.00	110.00		
Eggs	Rs./Each	9.00	9.50			10.00	10.50		
Katta	Rs./Kg	836.00	820.00			910.00	900.00		
Sprats	Rs./Kg	500.00	500.00			550.00	550.00		

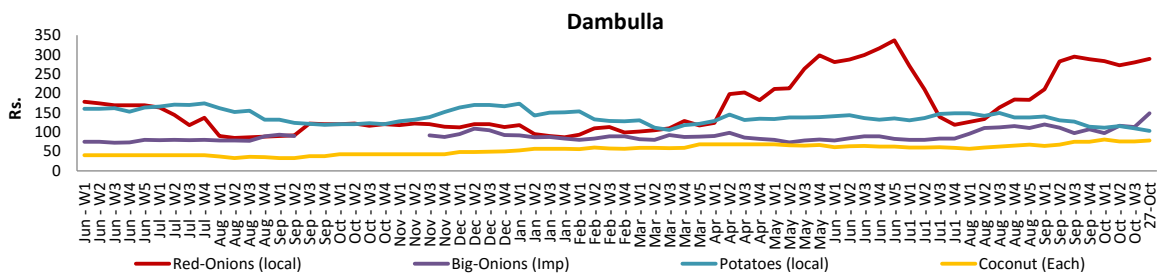
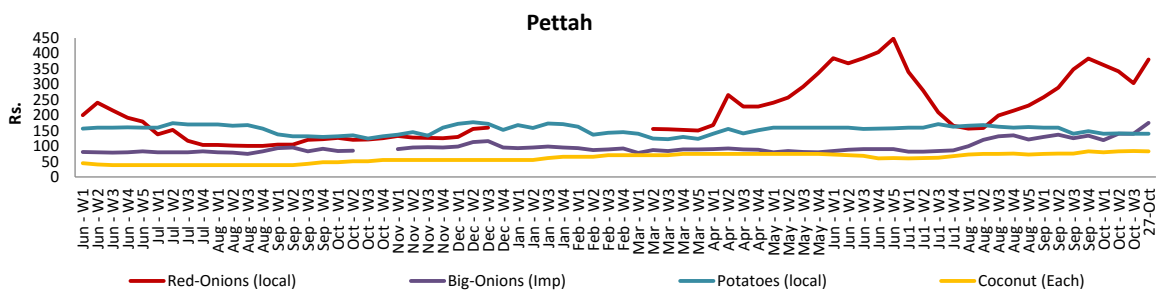
Price increased by more than 5% compared to previous week average price.

Price decreased by more than 5% compared to previous week average price.

### Wholesale Prices



### Retail Prices



\* Prices of food commodities may vary due to quality and markets among other factors.