

Daily Price Report

A Summary of Price Developments - 26 October 2017



Vegetables

- Prices of most varieties of vegetables increased in both Pettah and Dambulla markets due to low supply.



Rice

- No significant price movement was observed of rice compared with the previous week in both Pettah and Marandagahamula markets.



Fish

- Prices of most varieties of fish decreased significantly in Peliyagoda market due to favourable supply specially from Southern coastal areas.



Other

- Prices of Big Onions (Local and Imported) increased in both Pettah and Dambulla markets due to low supply.



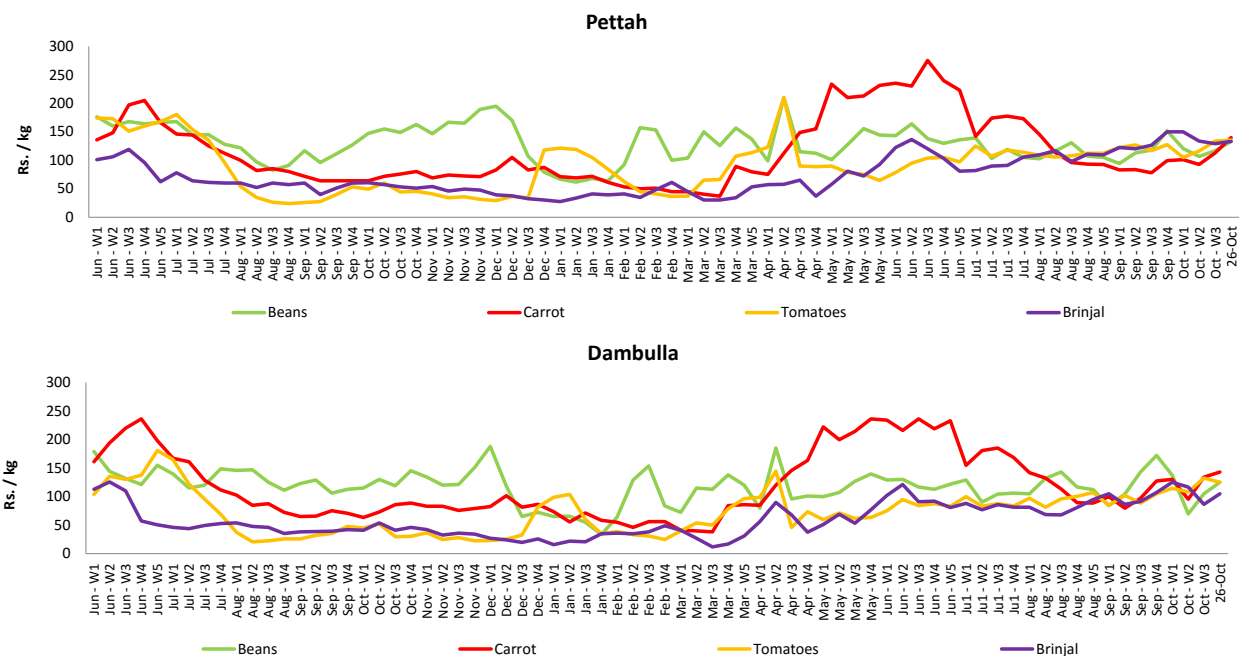
Wholesale and Retail Prices of Selected Food Commodities - 2017/10/26

Vegetables

Item	Unit	Wholesale				Retail			
		Pettah		Dambulla		Pettah		Dambulla	
		Previous 5 Days Average	Today	Previous 5 Days Average	Today	Previous 5 Days Average	Today	Previous 5 Days Average	Today
Beans	Rs./Kg	131.00	133.00	113.00	125.00	164.00	163.00	133.00	145.00
Carrot	Rs./Kg	117.00	140.00	122.00	143.00	154.00	177.00	143.00	163.00
Cabbage	Rs./Kg	105.00	108.00	83.00	105.00	145.00	143.00	103.00	125.00
Tomatoes	Rs./Kg	141.00	135.00	123.00	125.00	176.00	173.00	143.00	145.00
Brinjal	Rs./Kg	119.00	133.00	101.00	105.00	160.00	173.00	121.00	125.00
Pumpkin	Rs./Kg	50.00	59.00	47.00	48.00	78.00	90.00	66.00	68.00
Snake gourd	Rs./Kg	92.00	90.00	80.00	85.00	124.00	120.00	100.00	105.00

- Price increased by more than 5% compared to previous week average price.
- Price decreased by more than 5% compared to previous week average price.

Wholesale Prices



Wholesale and Retail Prices of Selected Food Commodities - 2017/10/26

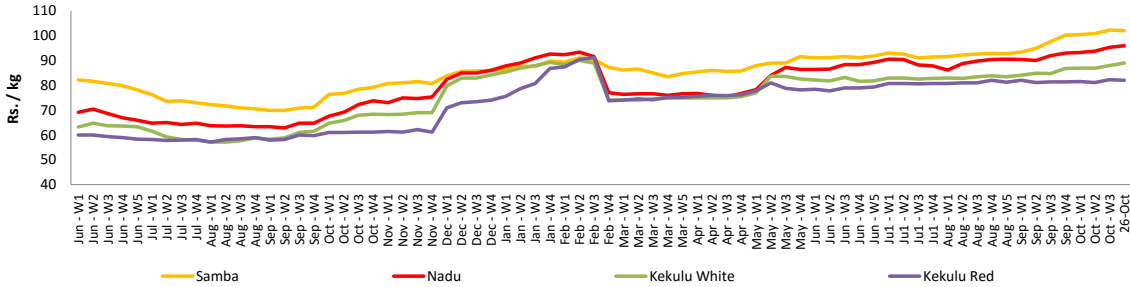
Rice

Item	Unit	Wholesale				Retail	
		Maradaghamula		Pettah		Pettah	
		Previous 5 Days Average	Today	Previous 5 Days Average	Today	Previous 5 Days Average	Today
Samba	Rs./Kg	102.00	102.00	103.00	103.00	108.00	108.00
Nadu	Rs./Kg	96.00	96.00	93.00	93.00	98.00	98.00
Kekulu White	Rs./Kg	88.00	89.00	88.00	88.00	95.00	95.00
Kekulu Red	Rs./Kg	82.00	82.00	82.00	82.00	90.00	90.00

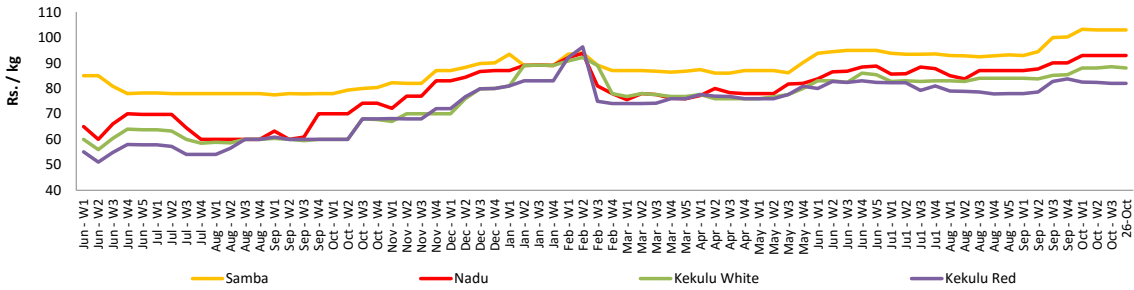
- Price increased by more than 5% compared to previous week average price.
- Price decreased by more than 5% compared to previous week average price.

Wholesale Prices

Marandaghamula

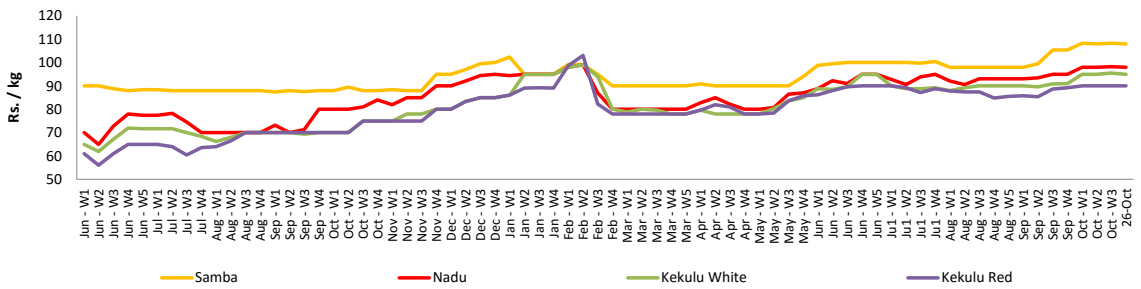


Pettah



Retail Prices

Pettah



Wholesale and Retail Prices of Selected Food Commodities - 2017/10/26

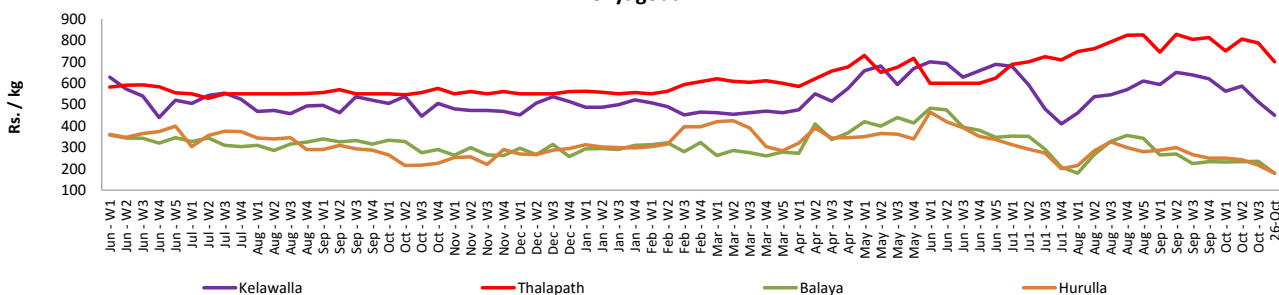
Fish

Item	Unit	Wholesale				Retail			
		Peliyagoda		Negombo		Peliyagoda		Negombo	
		Previous 5 Days Average	Today	Previous 5 Days Average	Today	Previous 5 Days Average	Today	Previous 5 Days Average	Today
Kelawalla	Rs./Kg	540.00	450.00	592.00	580.00	860.00	650.00	812.00	800.00
Thalapath	Rs./Kg	772.00	700.00	618.00	640.00	932.00	820.00	846.00	850.00
Balaya	Rs./Kg	226.00	180.00	194.00	230.00	326.00	280.00	338.00	350.00
Paraw	Rs./Kg	550.00	500.00	550.00	520.00	893.00	800.00	750.00	720.00
Salaya	Rs./Kg	136.00	80.00	104.00	100.00	192.00	120.00	172.00	180.00
Hurulla	Rs./Kg	222.00	180.00	182.00	200.00	320.00	280.00	274.00	300.00

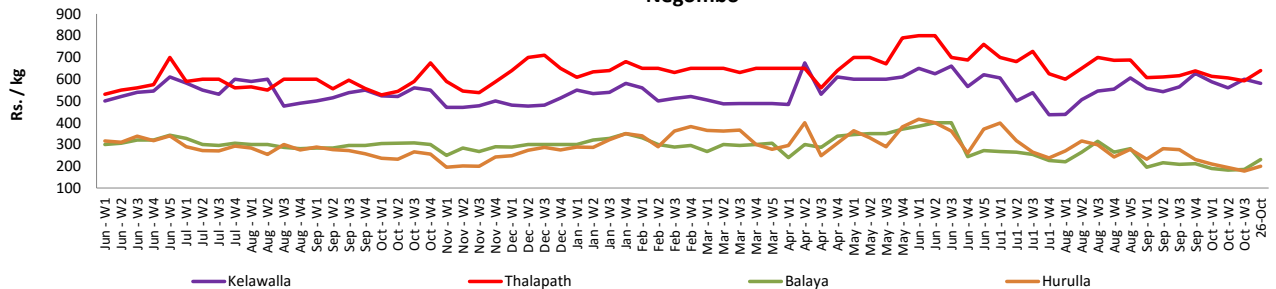
- Price increased by more than 5% compared to previous week average price.
- Price decreased by more than 5% compared to previous week average price.

Wholesale Prices

Peliyagoda

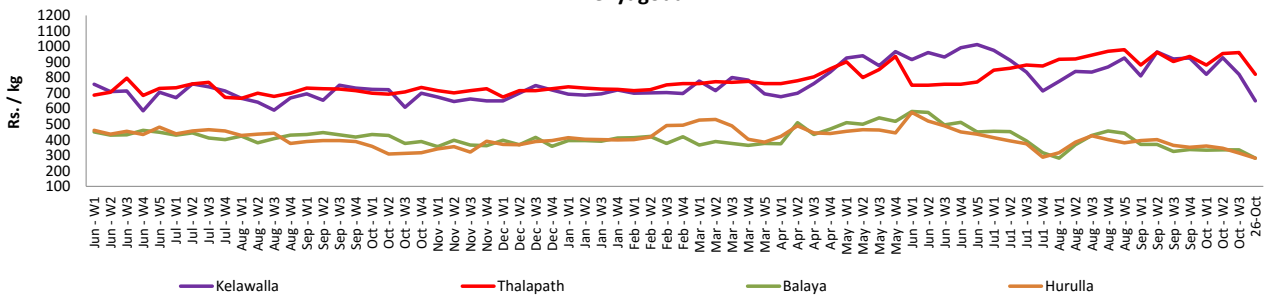


Negombo

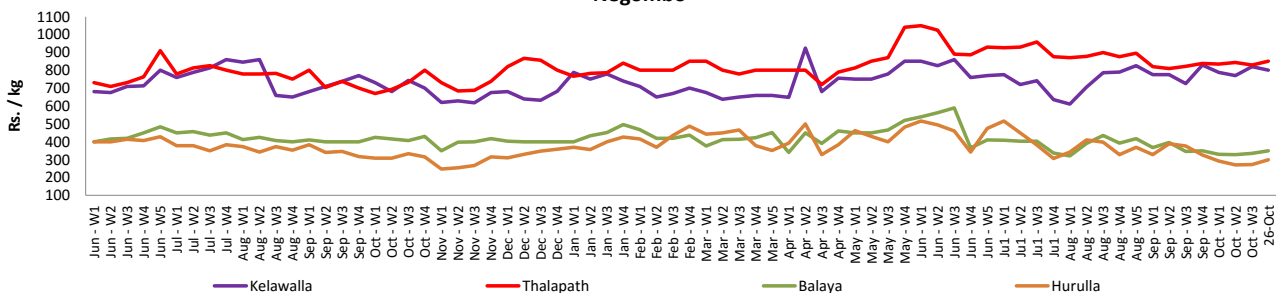


Retail Prices

Peliyagoda



Negombo



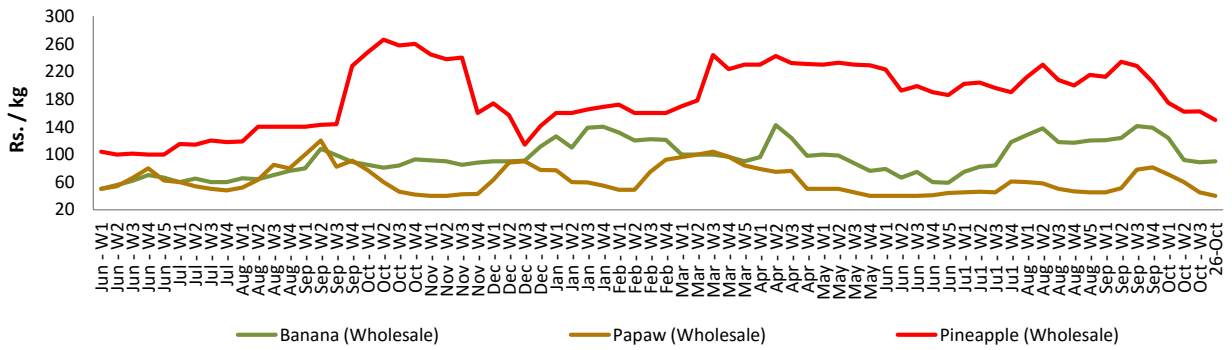
Wholesale and Retail Prices of Selected Food Commodities - 2017/10/26

Fruits

Item	Unit	Wholesale		Retail	
		Pettah			
		Previous 5 Days Average	Today	Previous 5 Days Average	Today
Banana (Sour)	Rs./Kg	92.00	90.00	121.00	120.00
Papaw	Rs./Kg	40.00	40.00	60.00	60.00
Pineapple	Rs./Kg	150.00	150.00	188.00	190.00

- Price increased by more than 5% compared to previous week average price.
- Price decreased by more than 5% compared to previous week average price.

Wholesale - Pettah



Wholesale and Retail Prices of Selected Food Commodities - 2017/10/26

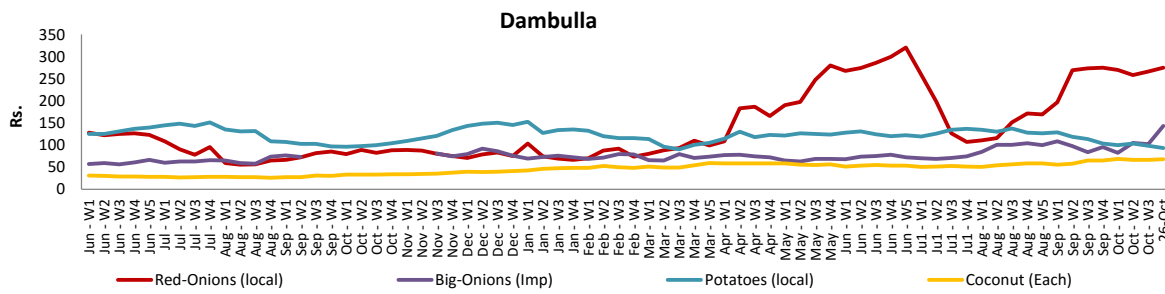
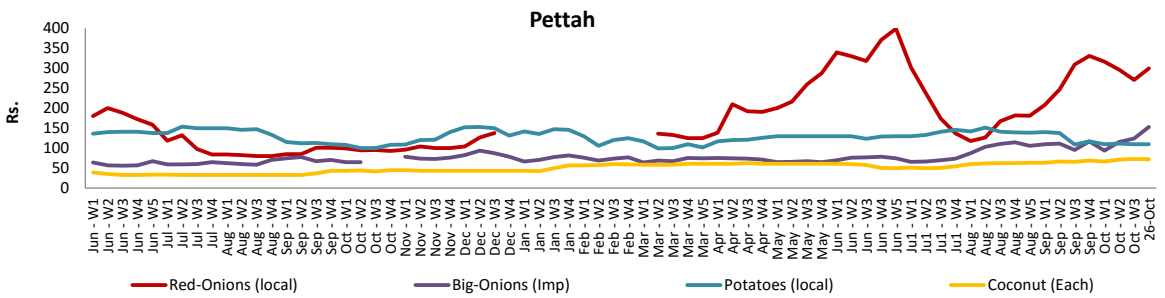
Other

Item	Unit	Wholesale				Retail			
		Pettah		Dambulla		Pettah		Dambulla	
		Previous 5 Days Average	Today	Previous 5 Days Average	Today	Previous 5 Days Average	Today	Previous 5 Days Average	Today
Red-Onions (local)	Rs./Kg	287.00	300.00	278.00	275.00	314.00	340.00	291.00	288.00
Red-Onions (Imp)	Rs./Kg	264.00	260.00	n.a.	n.a.	288.00	280.00	n.a.	n.a.
Big-Onions (local)	Rs./Kg	141.00	158.00	123.00	138.00	161.00	175.00	135.00	148.00
Big-Onions (Imp)	Rs./Kg	144.00	153.00	129.00	143.00	161.00	170.00	140.00	153.00
Potatoes (local)	Rs./Kg	110.00	110.00	103.00	93.00	140.00	140.00	114.00	103.00
Potatoes (Imp)	Rs./Kg	85.00	85.00			105.00	105.00		
Dried Chillies (Imp)	Rs./Kg	210.00	210.00	197.00	203.00	250.00	250.00	211.00	213.00
Coconut	Rs./Nut	73.00	72.00	68.00	68.00	84.00	83.00	77.00	78.00
Coconut oil	Rs./Ltr	360.00	360.00			380.00	380.00		
Dhal	Rs./Kg	133.00	133.00			150.00	150.00		
Sugar	Rs./Kg	103.00	103.00			110.00	110.00		
Eggs	Rs./Each	9.00	9.00			10.00	10.00		
Katta	Rs./Kg	852.00	820.00			920.00	900.00		
Sprats	Rs./Kg	500.00	500.00			550.00	550.00		

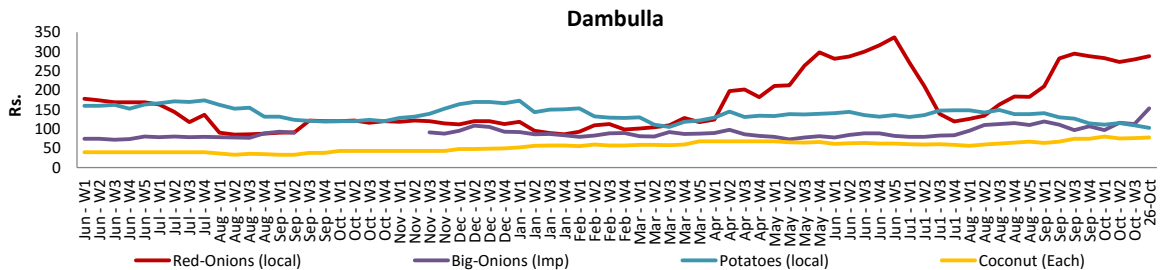
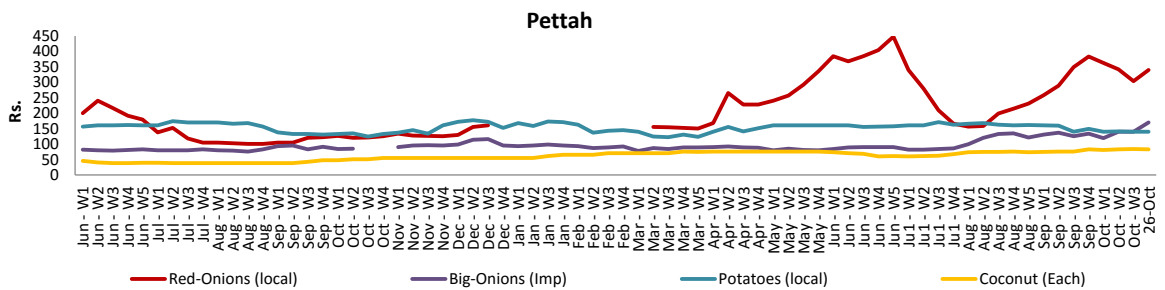
Price increased by more than 5% compared to previous week average price.

Price decreased by more than 5% compared to previous week average price.

Wholesale Prices



Retail Prices



* Prices of food commodities may vary due to quality and markets among other factors.