

Daily Price Report

A Summary of Price Developments - 25 October 2017



Vegetables

- Prices of most varieties of vegetables demonstrated mixed movements in both Pettah and Dambulla markets.



Rice

- No significant price movement was observed of rice compared with the previous week in both Pettah and Marandagahamula markets.



Fish

- Prices of most varieties of fish increased in Negombo market while prices in Peliyagoda market demonstrated mixed movements.



Other

- Prices of Big Onions (Local and Imported) increased in both Pettah and Dambulla markets due to low supply.



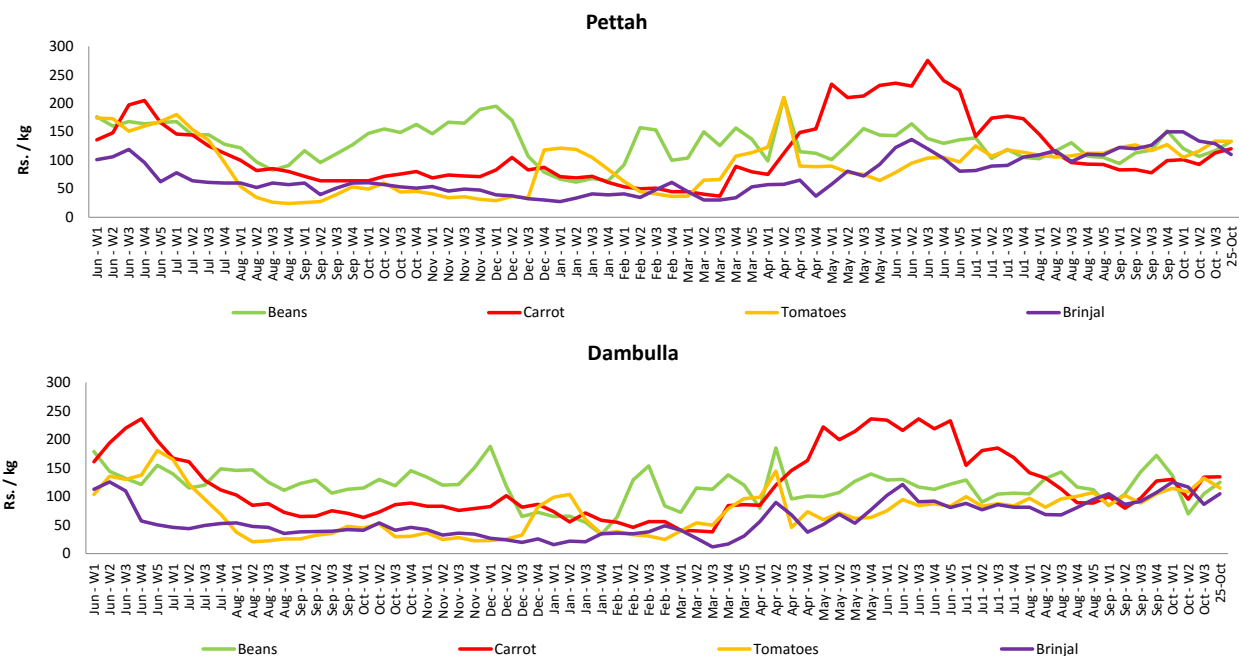
Wholesale and Retail Prices of Selected Food Commodities - 2017/10/25

Vegetables

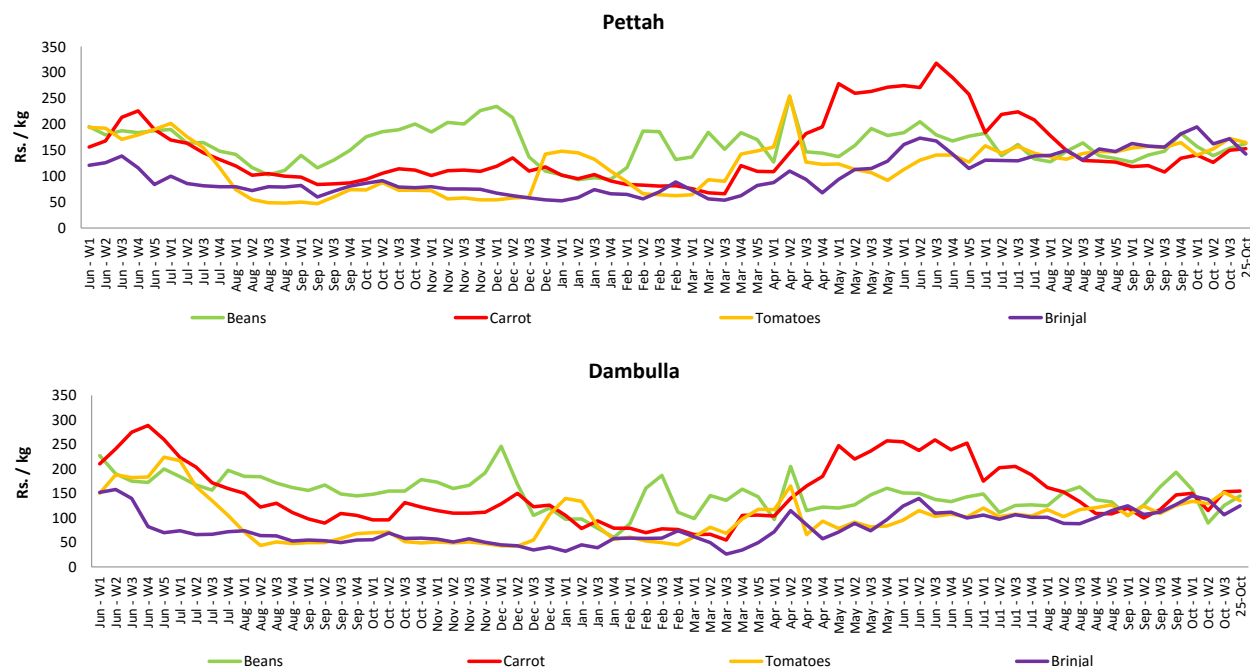
Item	Unit	Wholesale				Retail			
		Pettah		Dambulla		Pettah		Dambulla	
		Previous 5 Days Average	Today	Previous 5 Days Average	Today	Previous 5 Days Average	Today	Previous 5 Days Average	Today
Beans	Rs./Kg	127.00	133.00	108.00	125.00	161.00	163.00	128.00	145.00
Carrot	Rs./Kg	113.00	120.00	125.00	135.00	150.00	153.00	145.00	155.00
Cabbage	Rs./Kg	105.00	93.00	79.00	85.00	146.00	130.00	99.00	105.00
Tomatoes	Rs./Kg	139.00	133.00	127.00	115.00	176.00	165.00	147.00	135.00
Brinjal	Rs./Kg	123.00	110.00	99.00	105.00	165.00	143.00	119.00	125.00
Pumpkin	Rs./Kg	46.00	63.00	48.00	43.00	75.00	85.00	67.00	63.00
Snake gourd	Rs./Kg	96.00	83.00	78.00	83.00	129.00	118.00	98.00	103.00

- Price increased by more than 5% compared to previous week average price.
- Price decreased by more than 5% compared to previous week average price.

Wholesale Prices



Retail Prices



Wholesale and Retail Prices of Selected Food Commodities - 2017/10/25

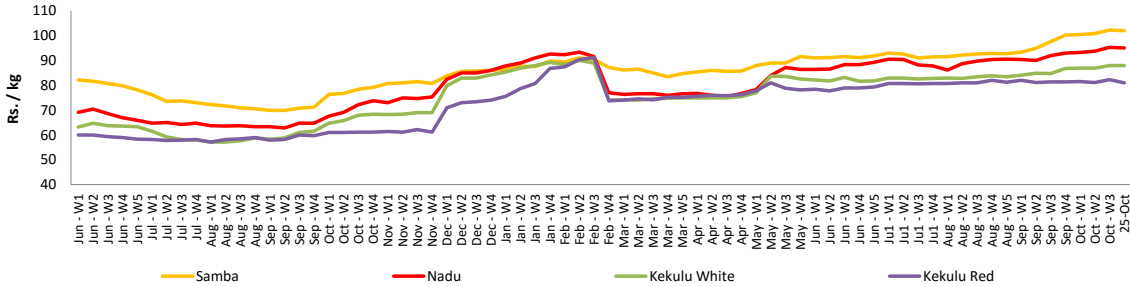
Rice

Item	Unit	Wholesale				Retail	
		Maradaghamula		Pettah		Pettah	
		Previous 5 Days Average	Today	Previous 5 Days Average	Today	Previous 5 Days Average	Today
Samba	Rs./Kg	103.00	102.00	103.00	103.00	108.00	109.00
Nadu	Rs./Kg	96.00	95.00	93.00	93.00	98.00	99.00
Kekulu White	Rs./Kg	88.00	88.00	88.00	90.00	95.00	97.00
Kekulu Red	Rs./Kg	82.00	81.00	82.00	82.00	90.00	89.00

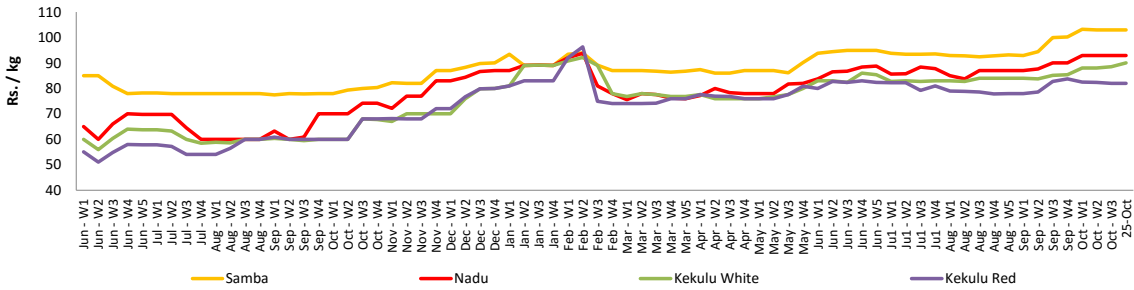
- Price increased by more than 5% compared to previous week average price.
- Price decreased by more than 5% compared to previous week average price.

Wholesale Prices

Marandaghamula

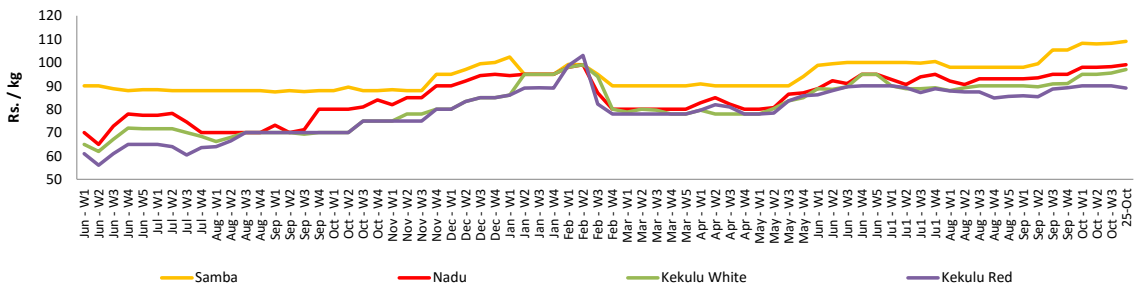


Pettah



Retail Prices

Pettah



Wholesale and Retail Prices of Selected Food Commodities - 2017/10/25

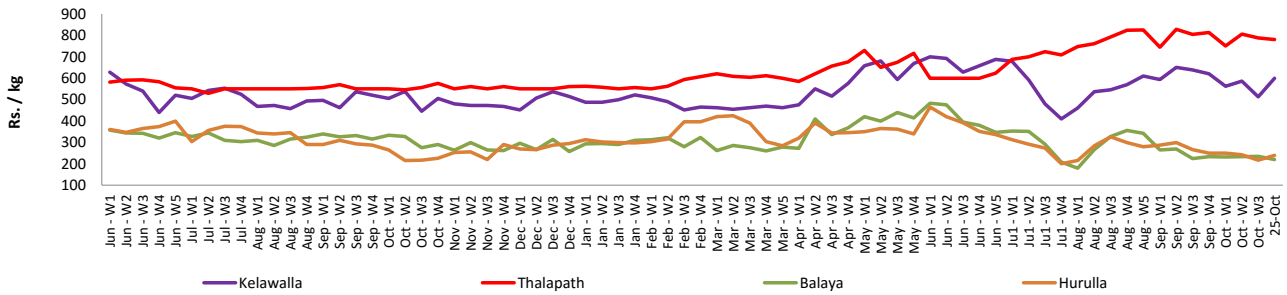
Fish

Item	Unit	Wholesale				Retail			
		Peliyagoda		Negombo		Peliyagoda		Negombo	
		Previous 5 Days Average	Today	Previous 5 Days Average	Today	Previous 5 Days Average	Today	Previous 5 Days Average	Today
Kelawalla	Rs./Kg	520.00	600.00	596.00	580.00	830.00	950.00	816.00	800.00
Thalapath	Rs./Kg	776.00	780.00	610.00	640.00	940.00	940.00	840.00	850.00
Balaya	Rs./Kg	232.00	220.00	184.00	230.00	332.00	320.00	334.00	350.00
Paraw	Rs./Kg	538.00	n.a.	550.00	550.00	870.00	n.a.	750.00	750.00
Salaya	Rs./Kg	138.00	130.00	102.00	110.00	196.00	180.00	170.00	180.00
Hurulla	Rs./Kg	218.00	240.00	178.00	200.00	316.00	340.00	270.00	300.00

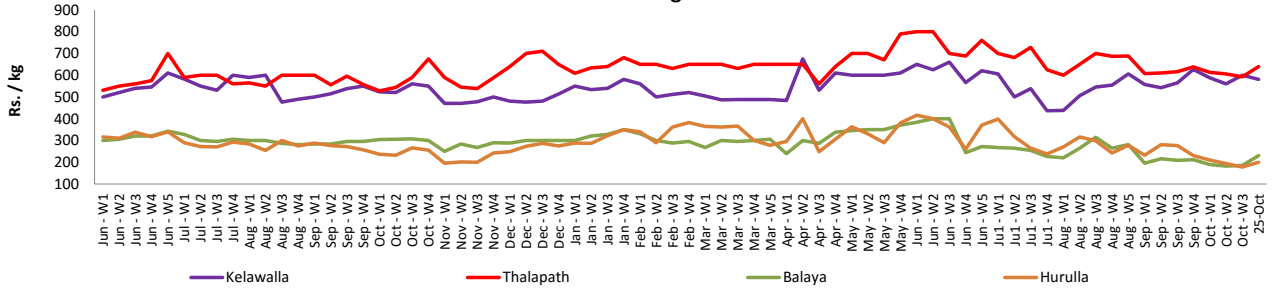
- Price increased by more than 5% compared to previous week average price.
- Price decreased by more than 5% compared to previous week average price.

Wholesale Prices

Peliyagoda

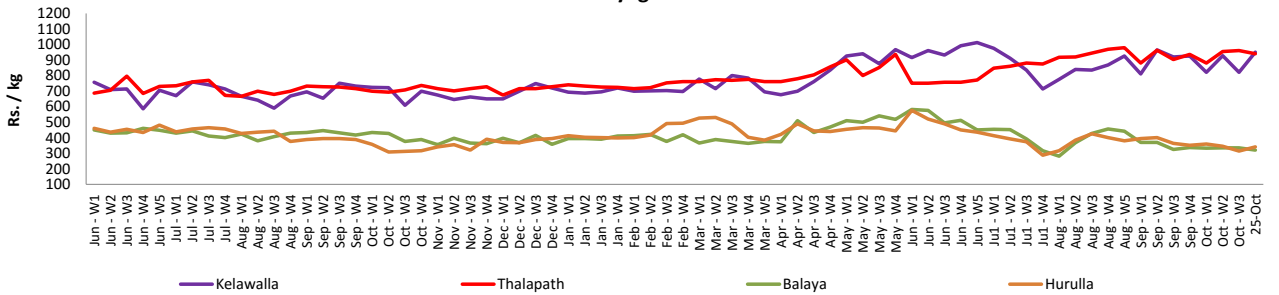


Negombo

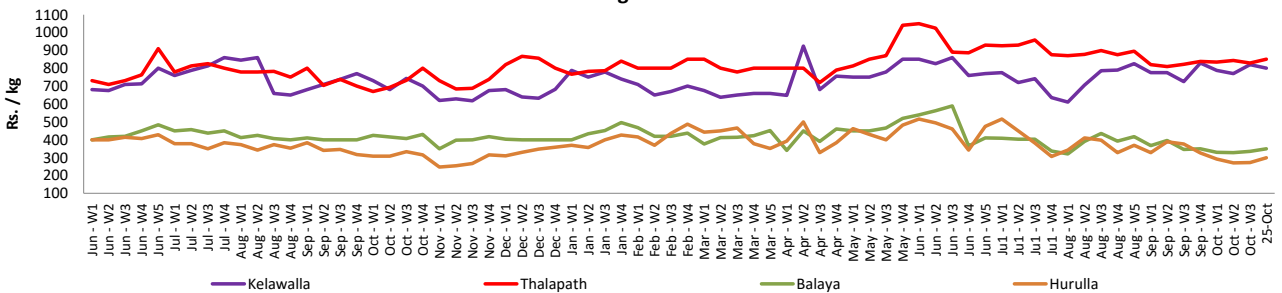


Retail Prices

Peliyagoda



Negombo



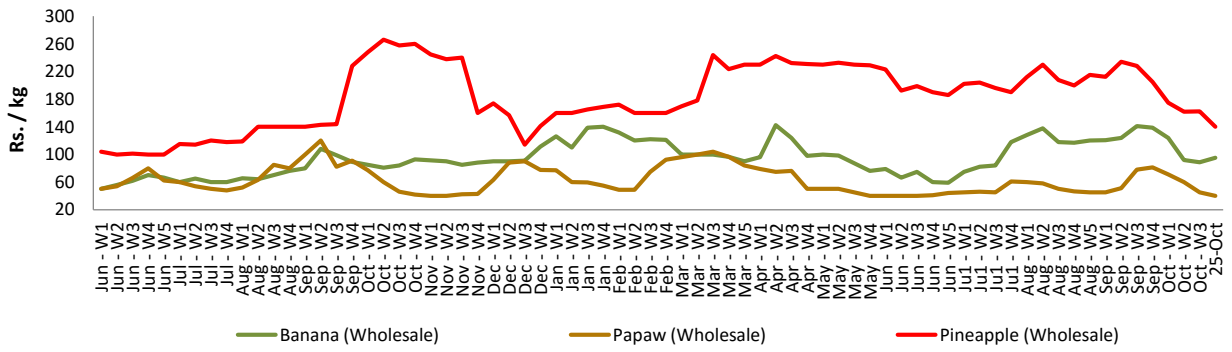
Wholesale and Retail Prices of Selected Food Commodities - 2017/10/25

Fruits

Item	Unit	Wholesale		Retail	
		Pettah			
		Previous 5 Days Average	Today	Previous 5 Days Average	Today
Banana (Sour)	Rs./Kg	92.00	95.00	122.00	120.00
Papaw	Rs./Kg	40.00	40.00	60.00	60.00
Pineapple	Rs./Kg	154.00	140.00	190.00	180.00

- Price increased by more than 5% compared to previous week average price.
- Price decreased by more than 5% compared to previous week average price.

Wholesale - Pettah



Wholesale and Retail Prices of Selected Food Commodities - 2017/10/25

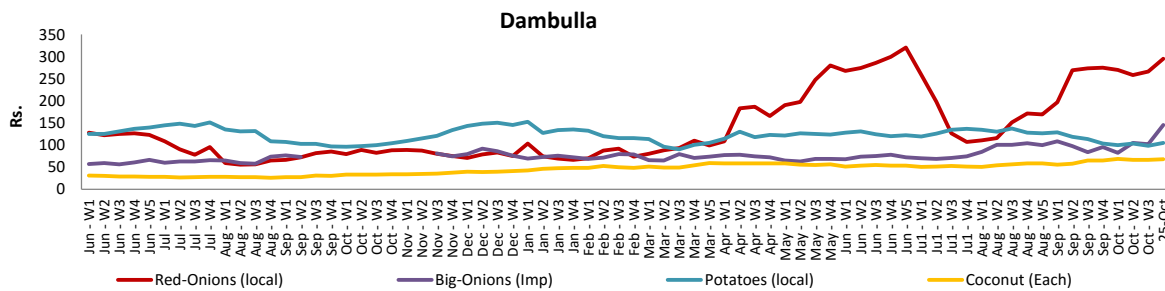
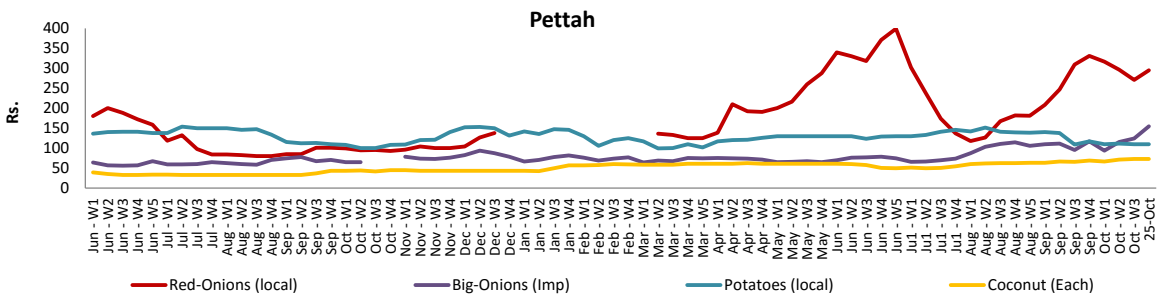
Other

Item	Unit	Wholesale				Retail			
		Pettah		Dambulla		Pettah		Dambulla	
		Previous 5 Days Average	Today	Previous 5 Days Average	Today	Previous 5 Days Average	Today	Previous 5 Days Average	Today
Red-Onions (local)	Rs./Kg	283.00	295.00	274.00	295.00	311.00	330.00	287.00	308.00
Red-Onions (Imp)	Rs./Kg	262.00	260.00	n.a.	n.a.	288.00	280.00	n.a.	n.a.
Big-Onions (local)	Rs./Kg	131.00	160.00	116.00	138.00	151.00	180.00	129.00	148.00
Big-Onions (Imp)	Rs./Kg	138.00	155.00	117.00	145.00	154.00	175.00	128.00	158.00
Potatoes (local)	Rs./Kg	110.00	110.00	100.00	105.00	140.00	140.00	111.00	118.00
Potatoes (Imp)	Rs./Kg	86.00	85.00			105.00	105.00		
Dried Chillies (Imp)	Rs./Kg	210.00	210.00	196.00	200.00	250.00	250.00	210.00	213.00
Coconut	Rs./Nut	73.00	73.00	67.00	68.00	84.00	83.00	76.00	78.00
Coconut oil	Rs./Ltr	360.00	360.00			380.00	380.00		
Dhal	Rs./Kg	133.00	133.00			150.00	150.00		
Sugar	Rs./Kg	103.00	103.00			110.00	110.00		
Eggs	Rs./Each	9.00	9.00			10.00	10.00		
Katta	Rs./Kg	868.00	820.00			930.00	900.00		
Sprats	Rs./Kg	500.00	500.00			550.00	550.00		

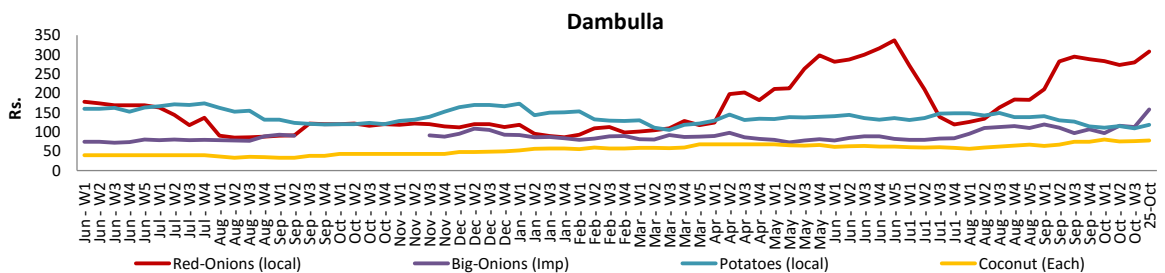
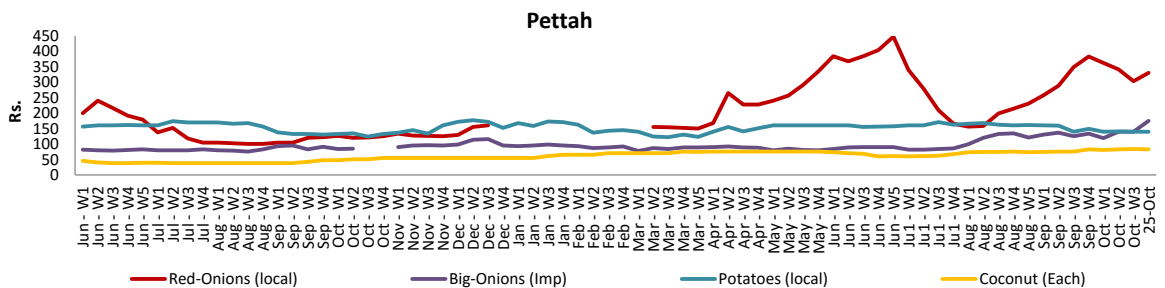
Price increased by more than 5% compared to previous week average price.

Price decreased by more than 5% compared to previous week average price.

Wholesale Prices



Retail Prices



* Prices of food commodities may vary due to quality and markets among other factors.