

# Daily Price Report

---

## A Summary of Price Developments - 24 October 2017

---



### Vegetables

- Prices of most varieties of vegetables increased in both Pettah and Dambulla markets due to low supply.



### Rice

- No significant price movement was observed of rice compared with the previous week in both Pettah and Marandagamula markets.



### Other

- Prices of both Red Onions and Big Onions (Local and Imported) increased in both Pettah and Dambulla markets due to low supply.



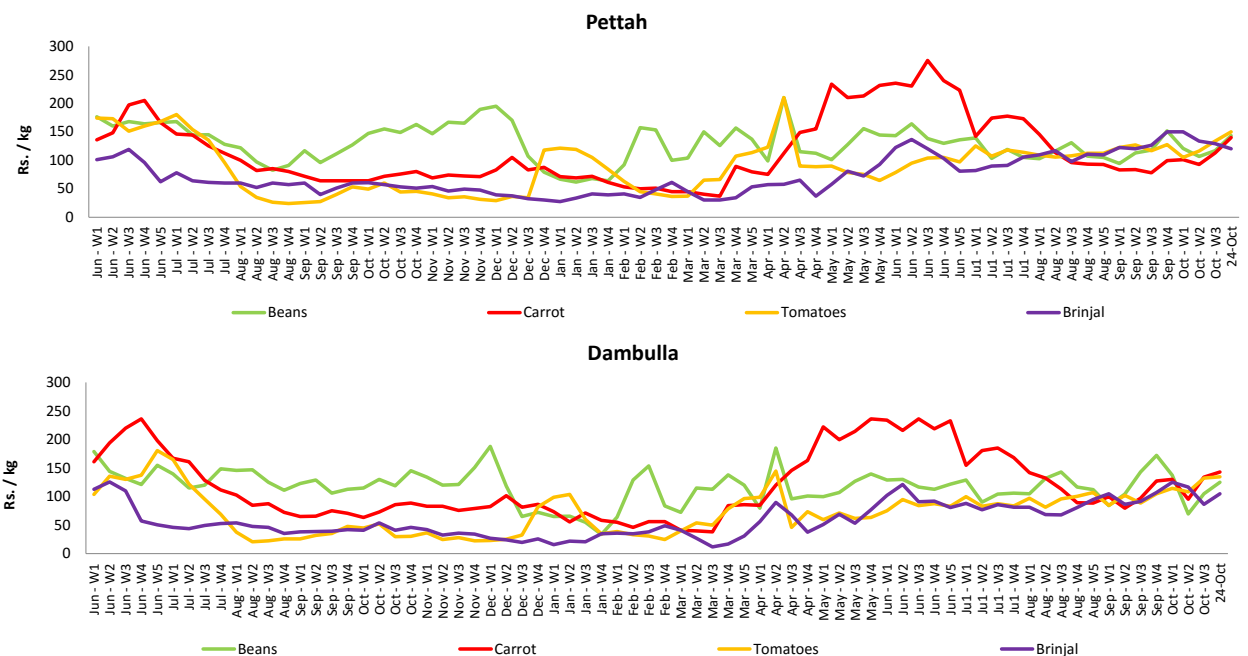
# Wholesale and Retail Prices of Selected Food Commodities - 2017/10/24

## Vegetables

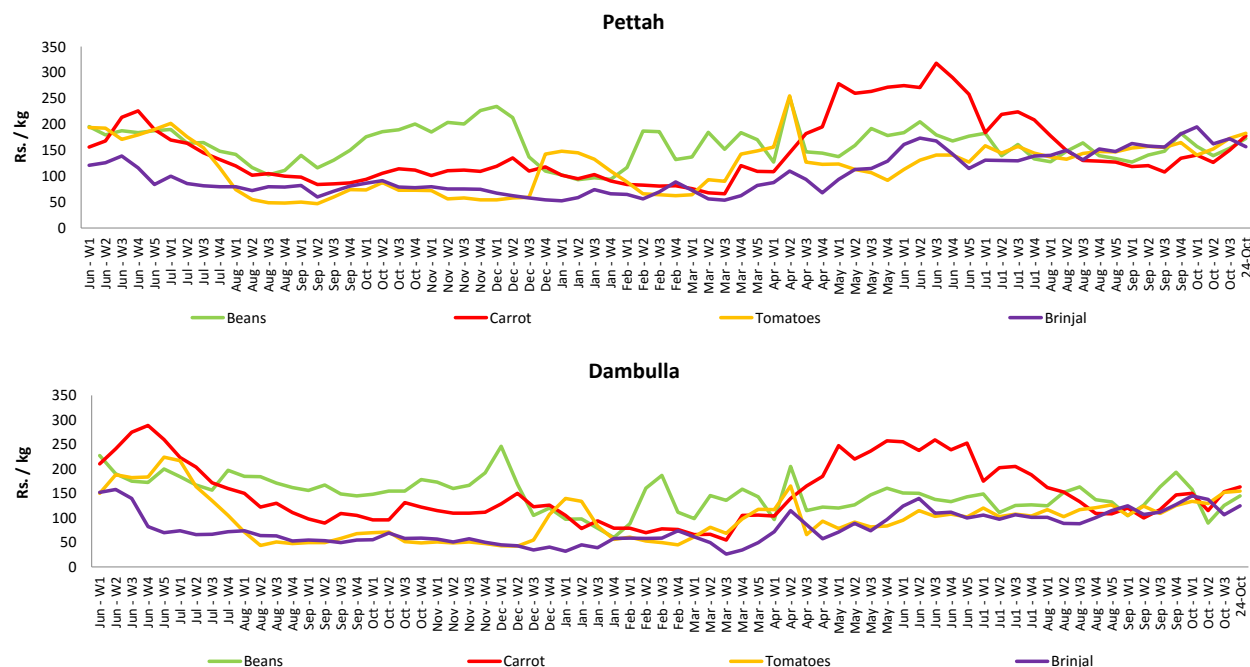
Item	Unit	Wholesale				Retail			
		Pettah		Dambulla		Pettah		Dambulla	
		Previous 5 Days Average	Today	Previous 5 Days Average	Today	Previous 5 Days Average	Today	Previous 5 Days Average	Today
Beans	Rs./Kg	124.00	143.00	108.00	125.00	159.00	173.00	128.00	145.00
Carrot	Rs./Kg	112.00	140.00	121.00	143.00	150.00	178.00	141.00	163.00
Cabbage	Rs./Kg	106.00	107.00	80.00	75.00	149.00	143.00	101.00	95.00
Tomatoes	Rs./Kg	135.00	150.00	127.00	135.00	174.00	183.00	147.00	155.00
Brinjal	Rs./Kg	125.00	120.00	90.00	105.00	169.00	157.00	110.00	125.00
Pumpkin	Rs./Kg	44.00	50.00	43.00	58.00	73.00	80.00	62.00	78.00
Snake gourd	Rs./Kg	98.00	90.00	76.00	88.00	132.00	123.00	96.00	108.00

- Price increased by more than 5% compared to previous week average price.
- Price decreased by more than 5% compared to previous week average price.

### Wholesale Prices



### Retail Prices



# Wholesale and Retail Prices of Selected Food Commodities - 2017/10/24

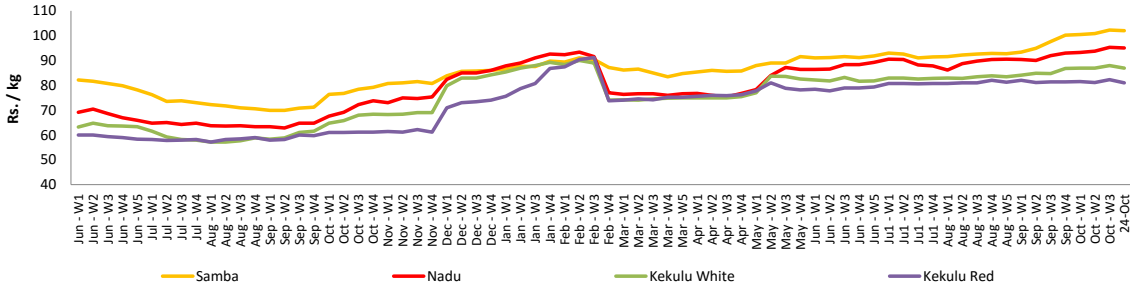
## Rice

Item	Unit	Wholesale				Retail	
		Maradaghamula		Pettah		Pettah	
		Previous 5 Days Average	Today	Previous 5 Days Average	Today	Previous 5 Days Average	Today
Samba	Rs./Kg	102.00	102.00	103.00	103.00	108.00	108.00
Nadu	Rs./Kg	95.00	95.00	93.00	93.00	98.00	98.00
Kekulu White	Rs./Kg	88.00	87.00	88.00	88.00	95.00	95.00
Kekulu Red	Rs./Kg	82.00	81.00	82.00	82.00	90.00	90.00

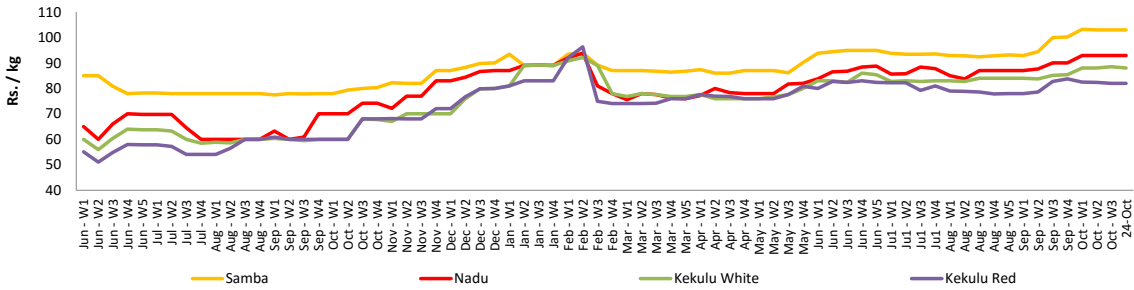
- Price increased by more than 5% compared to previous week average price.
- Price decreased by more than 5% compared to previous week average price.

### Wholesale Prices

#### Maradaghamula

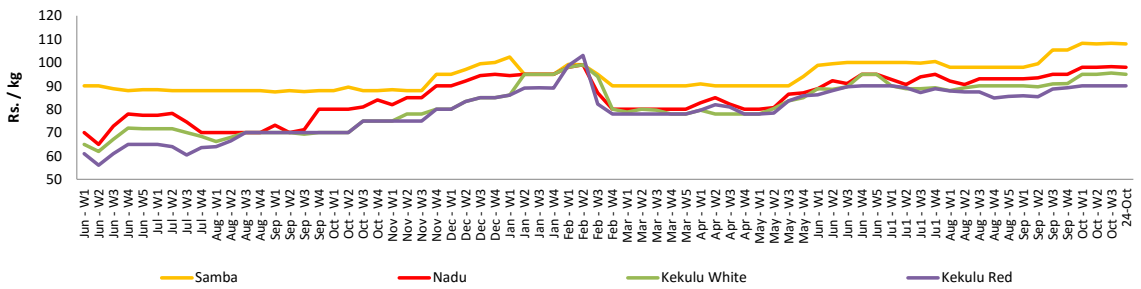


#### Pettah



### Retail Prices

#### Pettah



# Wholesale and Retail Prices of Selected Food Commodities - 2017/10/24

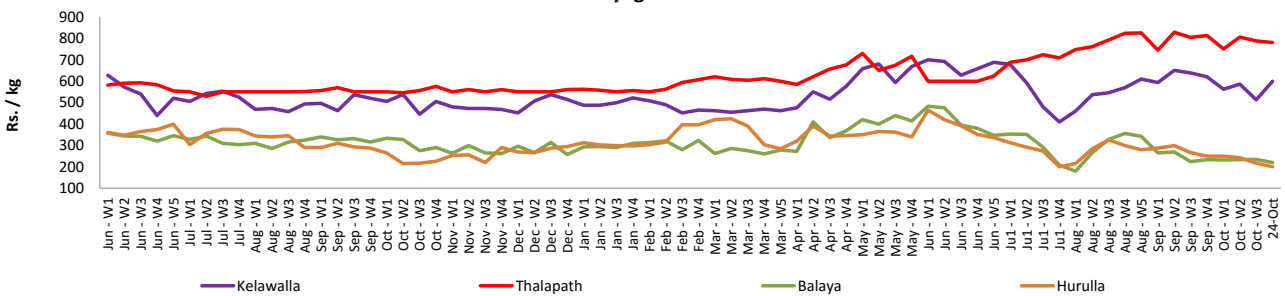
## Fish

Item	Unit	Wholesale				Retail			
		Peliyagoda		Negombo		Peliyagoda		Negombo	
		Previous 5 Days Average	Today	Previous 5 Days Average	Today	Previous 5 Days Average	Today	Previous 5 Days Average	Today
Kelawalla	Rs./Kg	510.00	600.00	600.00	580.00	816.00	950.00	820.00	800.00
Thalapath	Rs./Kg	780.00	780.00	602.00	640.00	948.00	940.00	834.00	850.00
Balaya	Rs./Kg	232.00	220.00	184.00	200.00	332.00	320.00	334.00	350.00
Paraw	Rs./Kg	525.00	550.00	550.00	550.00	845.00	900.00	750.00	750.00
Salaya	Rs./Kg	138.00	130.00	100.00	110.00	196.00	180.00	168.00	180.00
Hurulla	Rs./Kg	218.00	200.00	178.00	180.00	316.00	300.00	272.00	270.00

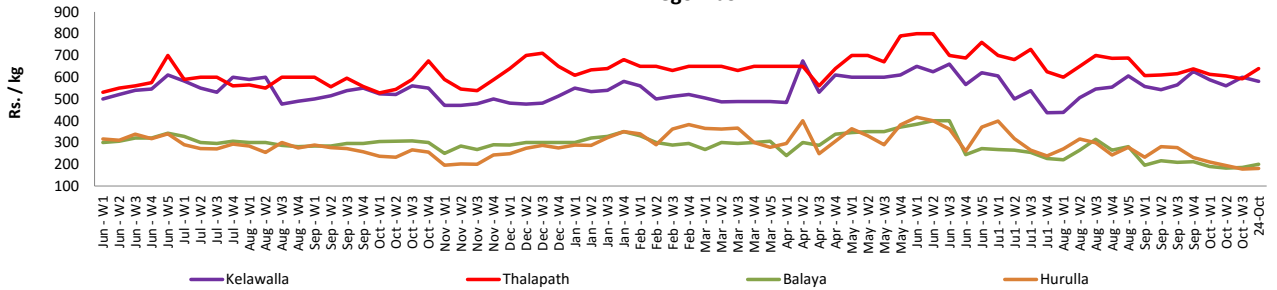
- Price increased by more than 5% compared to previous week average price.
- Price decreased by more than 5% compared to previous week average price.

### Wholesale Prices

#### Peliyagoda

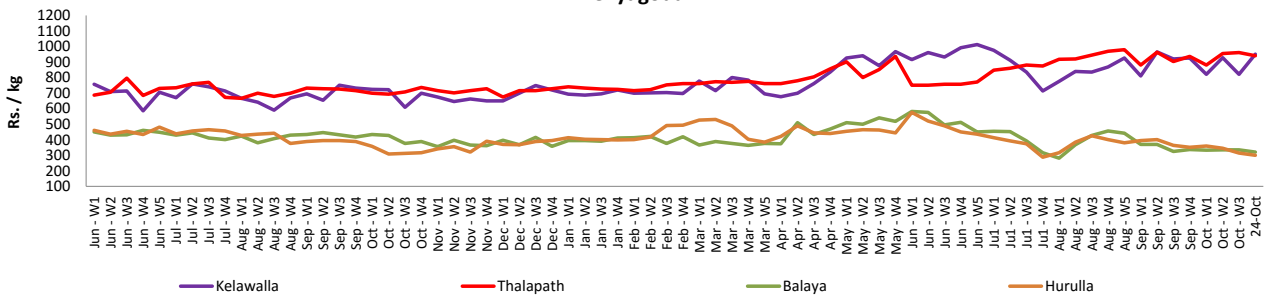


#### Negombo

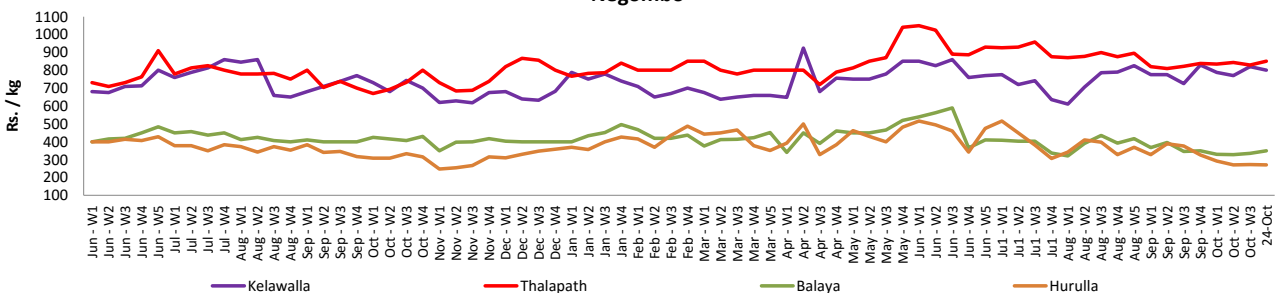


### Retail Prices

#### Peliyagoda



#### Negombo



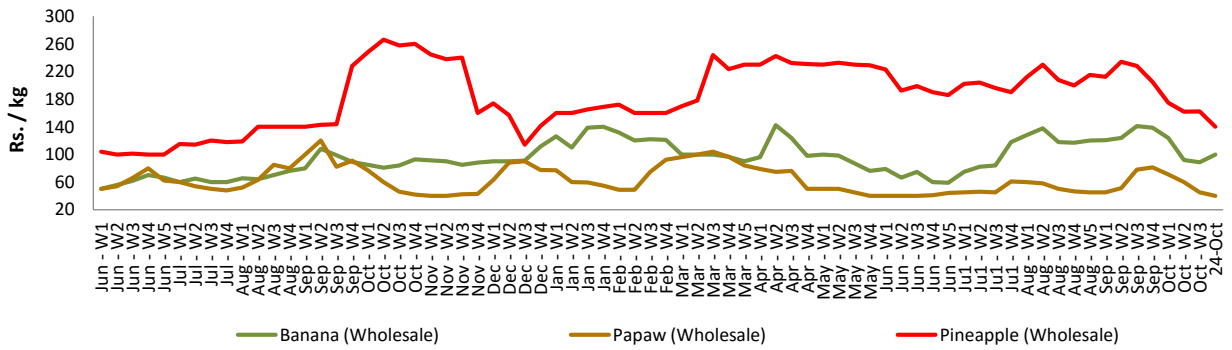
# Wholesale and Retail Prices of Selected Food Commodities - 2017/10/24

## Fruits

Item	Unit	Wholesale		Retail	
		Pettah			
		Previous 5 Days Average	Today	Previous 5 Days Average	Today
Banana (Sour)	Rs./Kg	90.00	100.00	122.00	120.00
Papaw	Rs./Kg	44.00	40.00	64.00	60.00
Pineapple	Rs./Kg	158.00	140.00	190.00	190.00

- Price increased by more than 5% compared to previous week average price.
- Price decreased by more than 5% compared to previous week average price.

Wholesale - Pettah



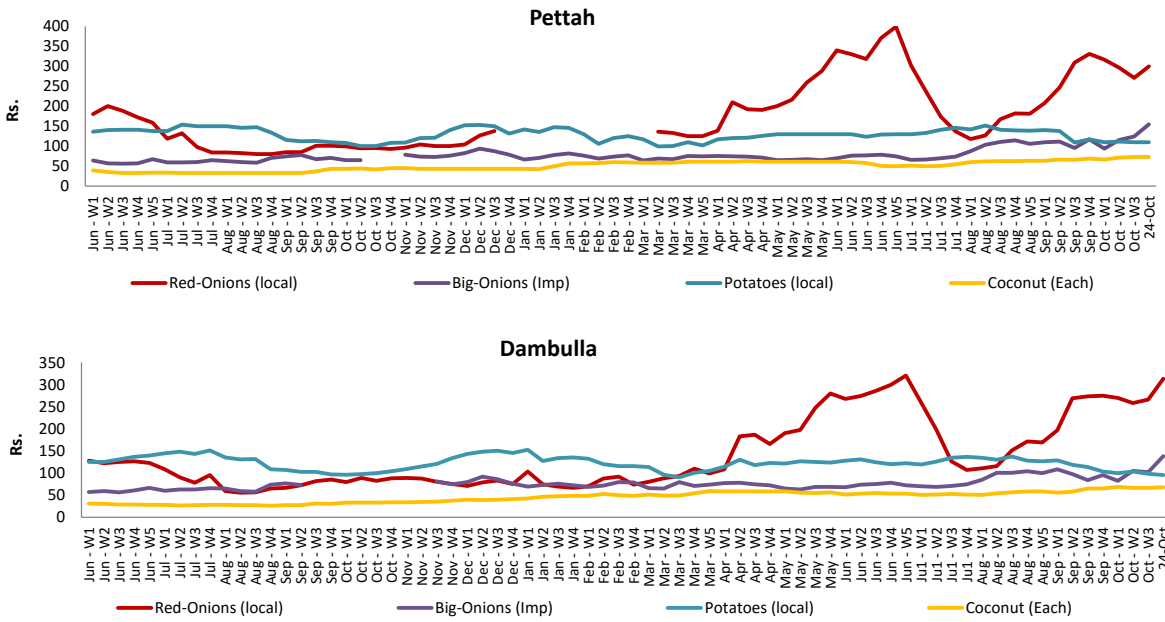
# Wholesale and Retail Prices of Selected Food Commodities - 2017/10/24

## Other

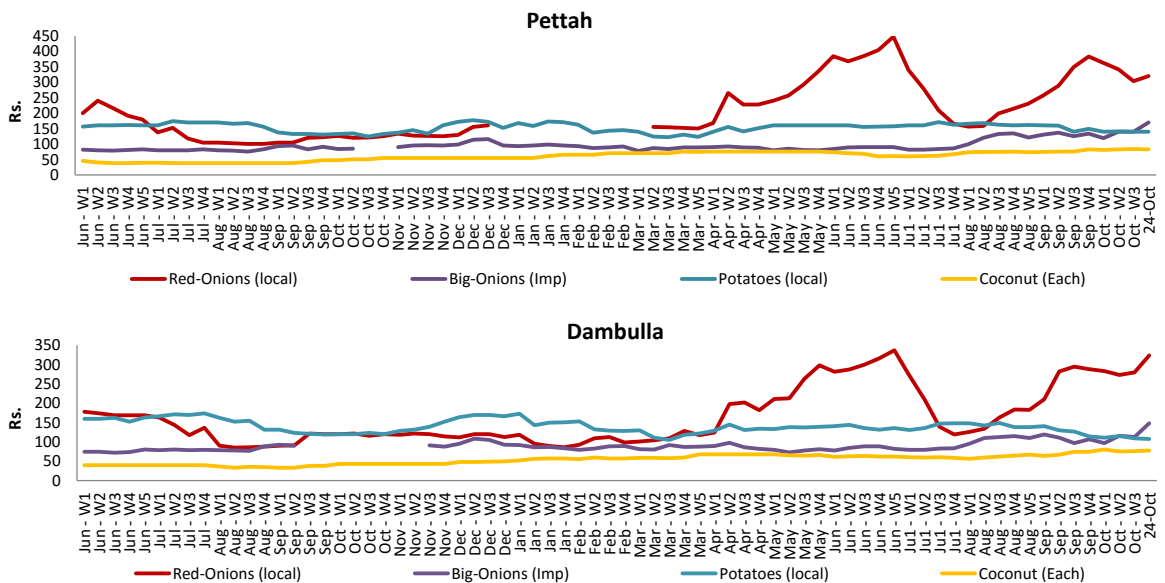
Item	Unit	Wholesale				Retail			
		Pettah		Dambulla		Pettah		Dambulla	
		Previous 5 Days Average	Today	Previous 5 Days Average	Today	Previous 5 Days Average	Today	Previous 5 Days Average	Today
Red-Onions (local)	Rs./Kg	277.00	300.00	268.00	313.00	307.00	320.00	281.00	323.00
Red-Onions (Imp)	Rs./Kg	256.00	280.00	n.a.	n.a.	284.00	300.00	n.a.	n.a.
Big-Onions (local)	Rs./Kg	121.00	160.00	108.00	135.00	141.00	180.00	120.00	148.00
Big-Onions (Imp)	Rs./Kg	132.00	155.00	111.00	138.00	148.00	170.00	122.00	148.00
Potatoes (local)	Rs./Kg	110.00	110.00	101.00	95.00	140.00	140.00	111.00	108.00
Potatoes (Imp)	Rs./Kg	86.00	85.00			105.00	105.00		
Dried Chillies (Imp)	Rs./Kg	210.00	210.00	194.00	203.00	250.00	250.00	209.00	213.00
Coconut	Rs./Nut	73.00	73.00	66.00	68.00	84.00	83.00	76.00	78.00
Coconut oil	Rs./Ltr	360.00	360.00			380.00	380.00		
Dhal	Rs./Kg	133.00	133.00			150.00	150.00		
Sugar	Rs./Kg	103.00	103.00			110.00	110.00		
Eggs	Rs./Each	9.00	9.00			10.00	10.00		
Katta	Rs./Kg	884.00	820.00			940.00	900.00		
Sprats	Rs./Kg	500.00	500.00			550.00	550.00		

- Price increased by more than 5% compared to previous week average price.
- Price decreased by more than 5% compared to previous week average price.

### Wholesale Prices



### Retail Prices



\* Prices of food commodities may vary due to quality and markets among other factors.