

Daily Price Report

A Summary of Price Developments - 23 October 2017



Vegetables

- Prices of most varieties of vegetables demonstrated mixed movements in both Pettah and Dambulla markets.



Rice

- No significant price movement was observed of rice compared with the previous week in both Pettah and Marandagahamula markets.



Fruits

- Prices of most fruit varieties decreased in Pettah market due to favourable supply.



Other

- Prices of Big Onions (Local and Imported) increased in both Pettah and Dambulla markets due to low supply.



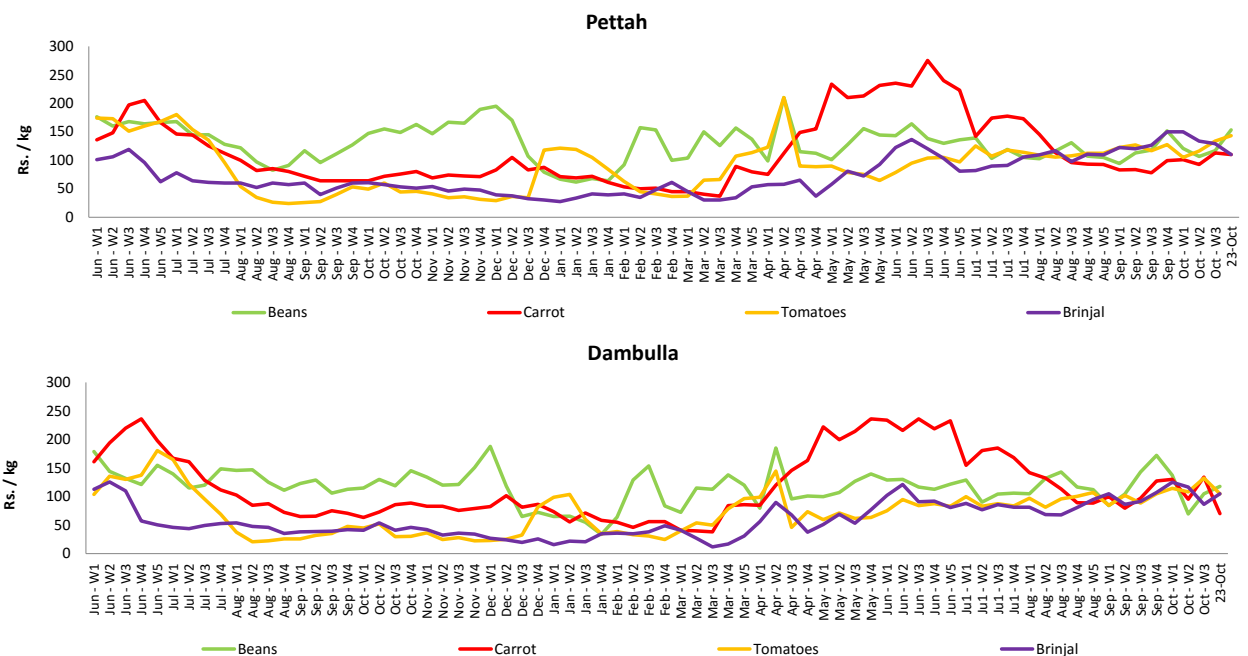
Wholesale and Retail Prices of Selected Food Commodities - 2017/10/23

Vegetables

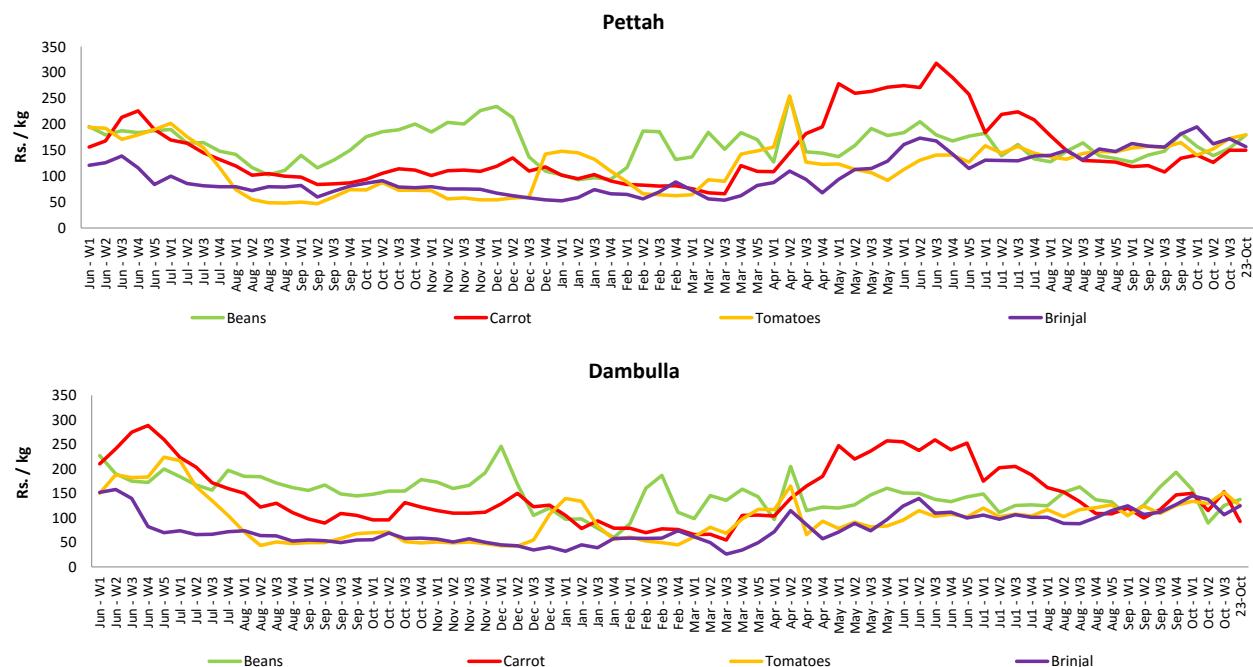
Item	Unit	Wholesale				Retail			
		Pettah		Dambulla		Pettah		Dambulla	
		Previous 5 Days Average	Today	Previous 5 Days Average	Today	Previous 5 Days Average	Today	Previous 5 Days Average	Today
Beans	Rs./Kg	119.00	153.00	99.00	118.00	154.00	180.00	119.00	138.00
Carrot	Rs./Kg	109.00	110.00	128.00	70.00	146.00	150.00	148.00	93.00
Cabbage	Rs./Kg	103.00	110.00	79.00	90.00	146.00	150.00	99.00	113.00
Tomatoes	Rs./Kg	136.00	143.00	126.00	105.00	175.00	180.00	146.00	125.00
Brinjal	Rs./Kg	132.00	110.00	92.00	105.00	171.00	157.00	112.00	125.00
Pumpkin	Rs./Kg	45.00	43.00	38.00	55.00	73.00	75.00	57.00	75.00
Snake gourd	Rs./Kg	97.00	103.00	76.00	75.00	132.00	130.00	96.00	95.00

- Price increased by more than 5% compared to previous week average price.
- Price decreased by more than 5% compared to previous week average price.

Wholesale Prices



Retail Prices



Wholesale and Retail Prices of Selected Food Commodities - 2017/10/23

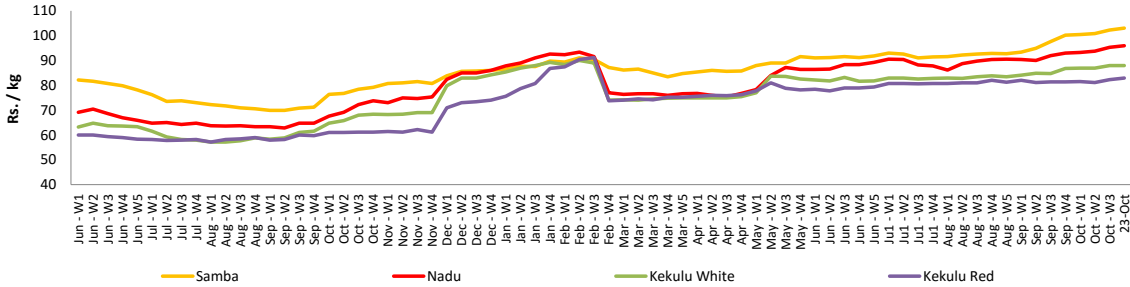
Rice

Item	Unit	Wholesale				Retail	
		Maradaghamula		Pettah		Pettah	
		Previous 5 Days Average	Today	Previous 5 Days Average	Today	Previous 5 Days Average	Today
Samba	Rs./Kg	102.00	103.00	103.00	103.00	108.00	108.00
Nadu	Rs./Kg	95.00	96.00	93.00	93.00	98.00	98.00
Kekulu White	Rs./Kg	88.00	88.00	88.00	88.00	95.00	95.00
Kekulu Red	Rs./Kg	82.00	83.00	82.00	82.00	90.00	90.00

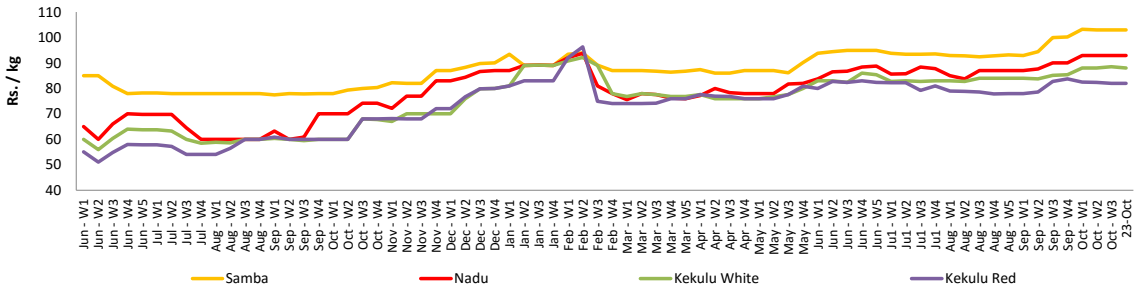
- Price increased by more than 5% compared to previous week average price.
- Price decreased by more than 5% compared to previous week average price.

Wholesale Prices

Marandaghamula

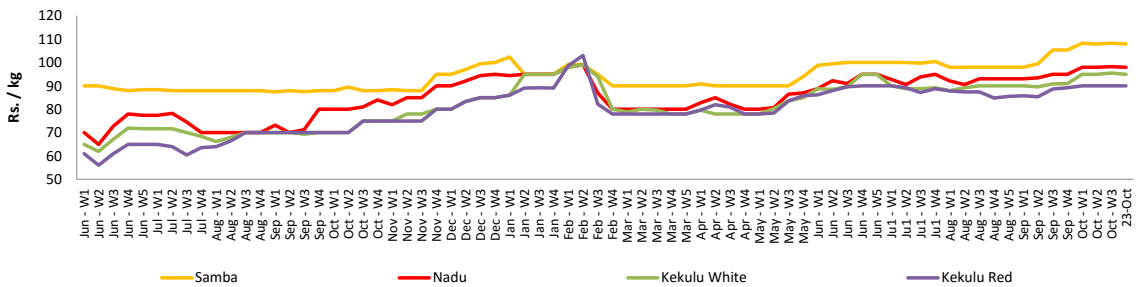


Pettah



Retail Prices

Pettah



Wholesale and Retail Prices of Selected Food Commodities - 2017/10/23

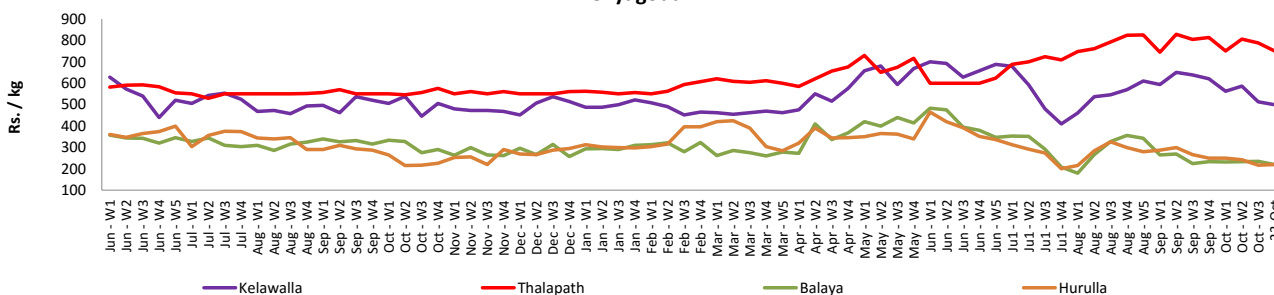
Fish

Item	Unit	Wholesale				Retail			
		Peliyagoda		Negombo		Peliyagoda		Negombo	
		Previous 5 Days Average	Today	Previous 5 Days Average	Today	Previous 5 Days Average	Today	Previous 5 Days Average	Today
Kelawalla	Rs./Kg	520.00	500.00	600.00	600.00	832.00	800.00	820.00	820.00
Thalapath	Rs./Kg	790.00	750.00	594.00	640.00	964.00	900.00	828.00	850.00
Balaya	Rs./Kg	232.00	220.00	188.00	180.00	332.00	320.00	338.00	330.00
Paraw	Rs./Kg	523.00	550.00	550.00	550.00	840.00	900.00	756.00	750.00
Salaya	Rs./Kg	130.00	140.00	94.00	110.00	188.00	200.00	162.00	180.00
Hurulla	Rs./Kg	222.00	220.00	176.00	180.00	320.00	320.00	264.00	270.00

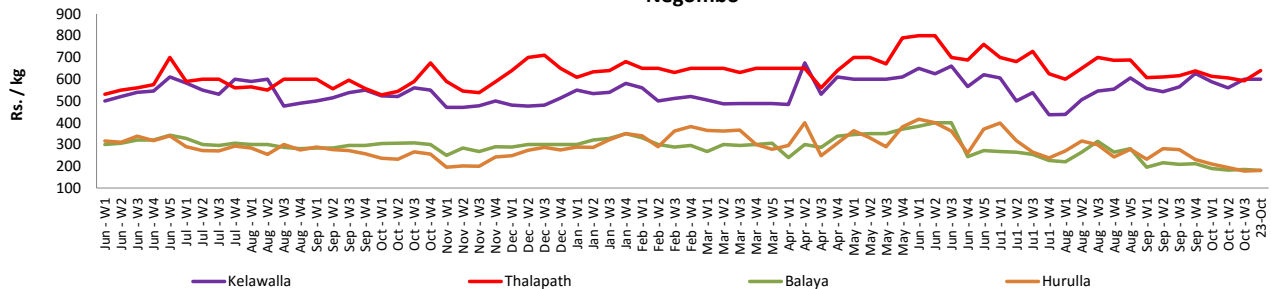
- Price increased by more than 5% compared to previous week average price.
- Price decreased by more than 5% compared to previous week average price.

Wholesale Prices

Peliyagoda

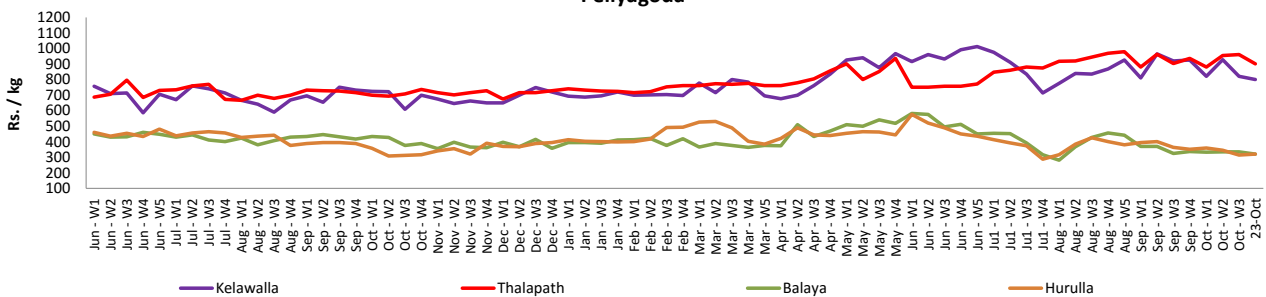


Negombo

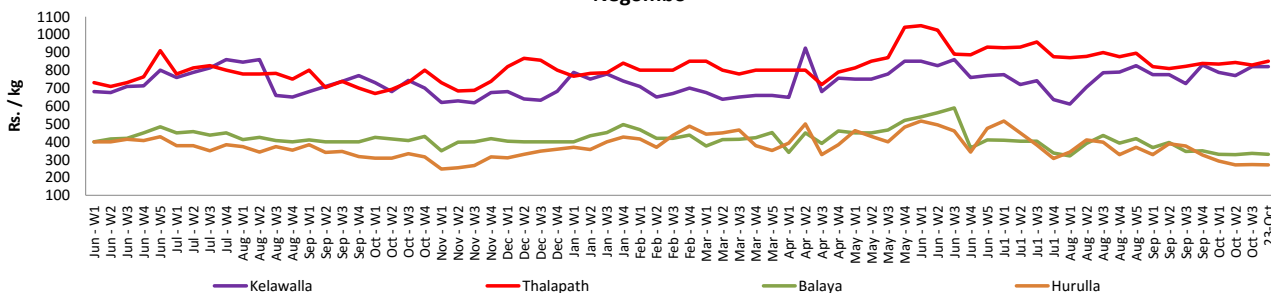


Retail Prices

Peliyagoda



Negombo



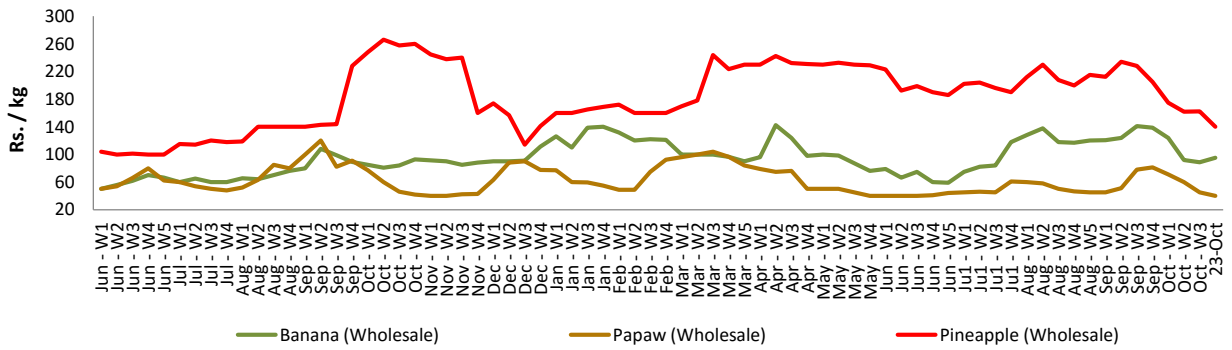
Wholesale and Retail Prices of Selected Food Commodities - 2017/10/23

Fruits

Item	Unit	Wholesale		Retail	
		Pettah			
		Previous 5 Days Average	Today	Previous 5 Days Average	Today
Banana (Sour)	Rs./Kg	88.00	95.00	122.00	120.00
Papaw	Rs./Kg	48.00	40.00	68.00	60.00
Pineapple	Rs./Kg	160.00	140.00	192.00	190.00

- Price increased by more than 5% compared to previous week average price.
- Price decreased by more than 5% compared to previous week average price.

Wholesale - Pettah



Wholesale and Retail Prices of Selected Food Commodities - 2017/10/23

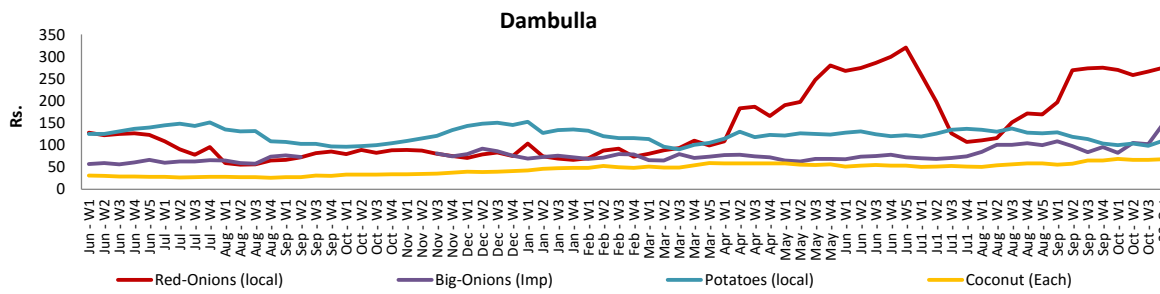
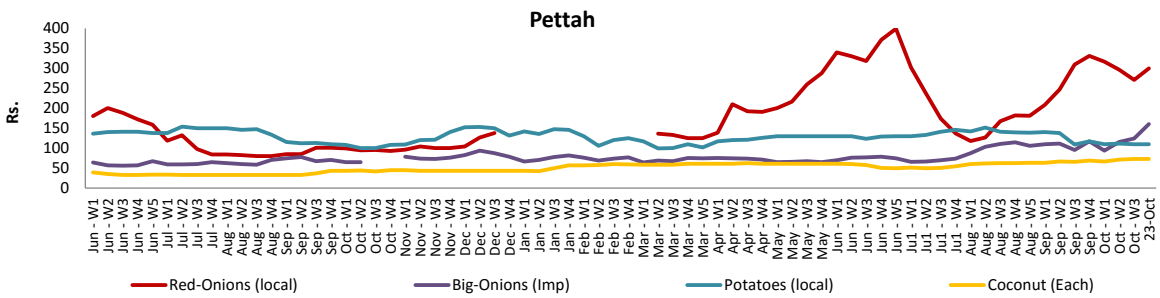
Other

Item	Unit	Wholesale				Retail			
		Pettah		Dambulla		Pettah		Dambulla	
		Previous 5 Days Average	Today	Previous 5 Days Average	Today	Previous 5 Days Average	Today	Previous 5 Days Average	Today
Red-Onions (local)	Rs./Kg	274.00	300.00	268.00	275.00	313.00	320.00	281.00	288.00
Red-Onions (Imp)	Rs./Kg	252.00	280.00	n.a.	n.a.	280.00	300.00	n.a.	n.a.
Big-Onions (local)	Rs./Kg	112.00	160.00	99.00	138.00	133.00	180.00	112.00	148.00
Big-Onions (Imp)	Rs./Kg	123.00	160.00	103.00	148.00	140.00	180.00	114.00	158.00
Potatoes (local)	Rs./Kg	111.00	110.00	98.00	110.00	141.00	140.00	109.00	120.00
Potatoes (Imp)	Rs./Kg	87.00	85.00			106.00	105.00		
Dried Chillies (Imp)	Rs./Kg	209.00	210.00	194.00	195.00	250.00	250.00	209.00	208.00
Coconut	Rs./Nut	72.00	73.00	66.00	68.00	83.00	85.00	76.00	78.00
Coconut oil	Rs./Ltr	360.00	360.00			380.00	380.00		
Dhal	Rs./Kg	133.00	133.00			150.00	150.00		
Sugar	Rs./Kg	103.00	103.00			110.00	110.00		
Eggs	Rs./Each	9.00	9.00			10.00	10.00		
Katta	Rs./Kg	900.00	820.00			950.00	900.00		
Sprats	Rs./Kg	500.00	500.00			550.00	550.00		

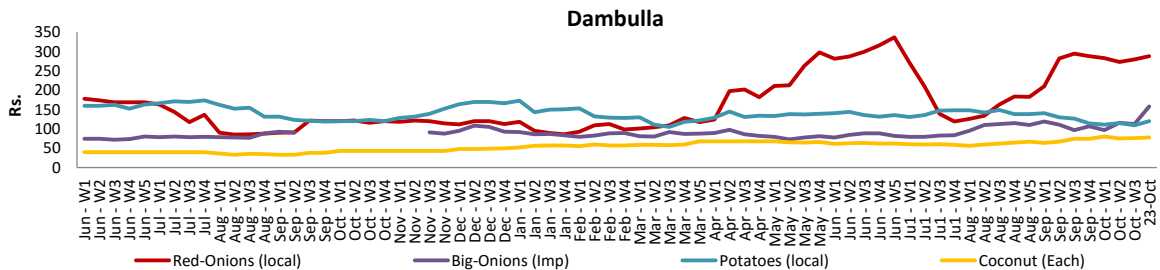
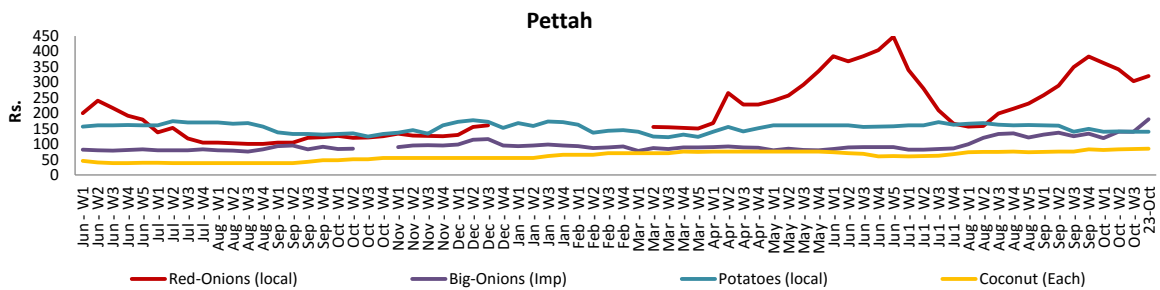
Price increased by more than 5% compared to previous week average price.

Price decreased by more than 5% compared to previous week average price.

Wholesale Prices



Retail Prices



* Prices of food commodities may vary due to quality and markets among other factors.