

Daily Price Report

A Summary of Price Developments - 20 October 2017



Vegetables

- Prices of most varieties of vegetables demonstrated mixed movements in both Pettah and Dambulla markets.



Rice

- No significant price movement was observed of rice compared with the previous week in both Pettah and Marandagahamula markets.



Fish

- Prices of most varieties of fish decreased marginally in both Peliyagoda and Negombo markets due to favourable supply developments.



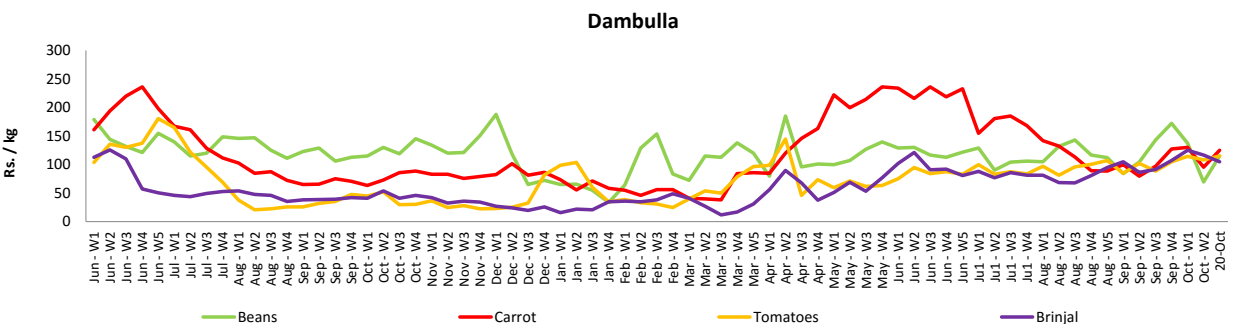
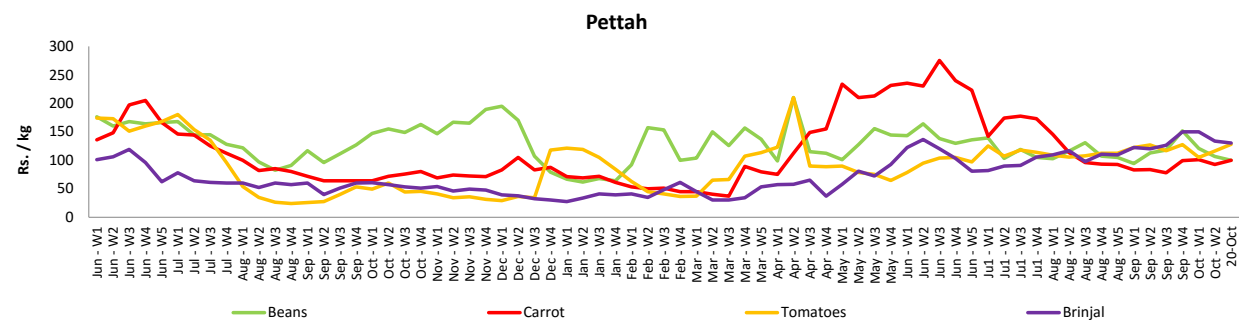
Wholesale and Retail Prices of Selected Food Commodities - 2017/10/20

Vegetables

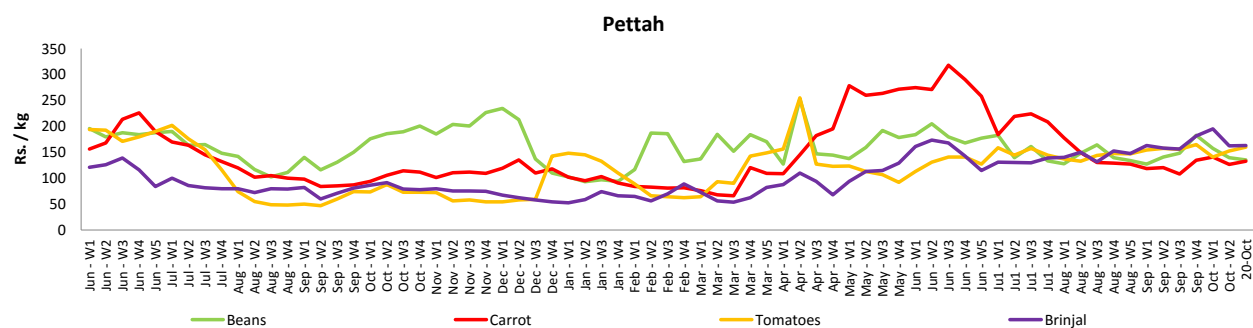
Item	Unit	Wholesale				Retail			
		Pettah		Dambulla		Pettah		Dambulla	
		Previous 5 Days Average	Today	Previous 5 Days Average	Today	Previous 5 Days Average	Today	Previous 5 Days Average	Today
Beans	Rs./Kg	118.00	100.00	87.00	115.00	153.00	135.00	107.00	135.00
Carrot	Rs./Kg	106.00	100.00	124.00	125.00	143.00	133.00	144.00	145.00
Cabbage	Rs./Kg	103.00	107.00	76.00	90.00	146.00	143.00	96.00	110.00
Tomatoes	Rs./Kg	130.00	128.00	126.00	115.00	170.00	160.00	146.00	135.00
Brinjal	Rs./Kg	130.00	130.00	94.00	105.00	168.00	163.00	114.00	125.00
Pumpkin	Rs./Kg	42.00	57.00	36.00	43.00	70.00	85.00	56.00	58.00
Snake gourd	Rs./Kg	97.00	90.00	73.00	75.00	131.00	123.00	93.00	95.00

- Price increased by more than 5% compared to previous week average price.
- Price decreased by more than 5% compared to previous week average price.

Wholesale Prices



Retail Prices



Wholesale and Retail Prices of Selected Food Commodities - 2017/10/20

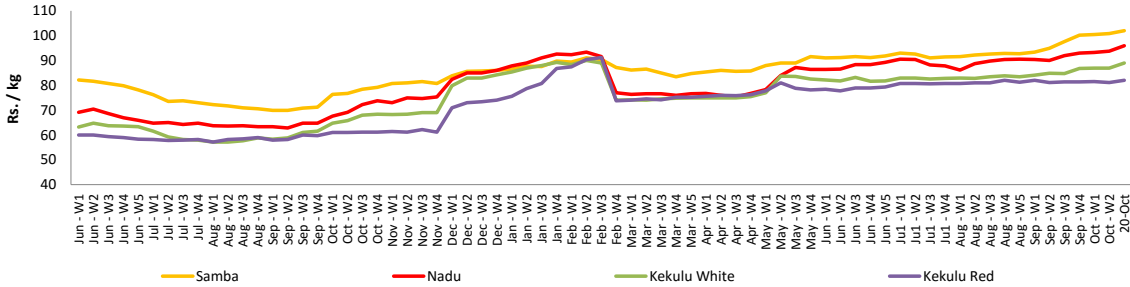
Rice

Item	Unit	Wholesale				Retail	
		Maradaghamula		Pettah		Pettah	
		Previous 5 Days Average	Today	Previous 5 Days Average	Today	Previous 5 Days Average	Today
Samba	Rs./Kg	102.00	102.00	103.00	103.00	108.00	108.00
Nadu	Rs./Kg	95.00	96.00	93.00	93.00	98.00	98.00
Kekulu White	Rs./Kg	87.00	89.00	88.00	88.00	95.00	95.00
Kekulu Red	Rs./Kg	82.00	82.00	82.00	82.00	90.00	90.00

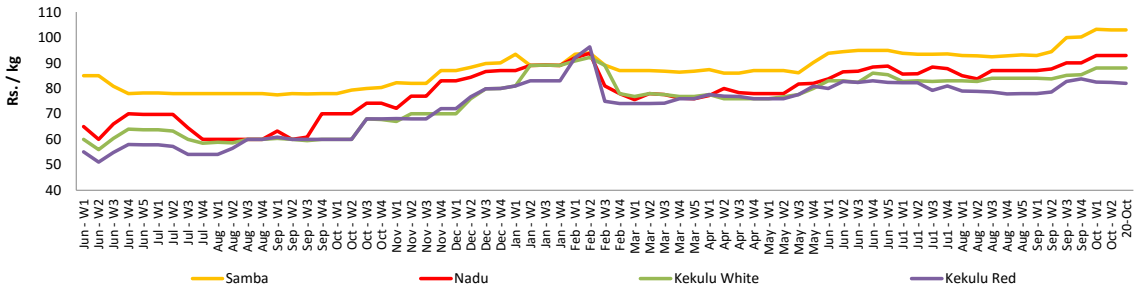
- Price increased by more than 5% compared to previous week average price.
- Price decreased by more than 5% compared to previous week average price.

Wholesale Prices

Marandaghamula

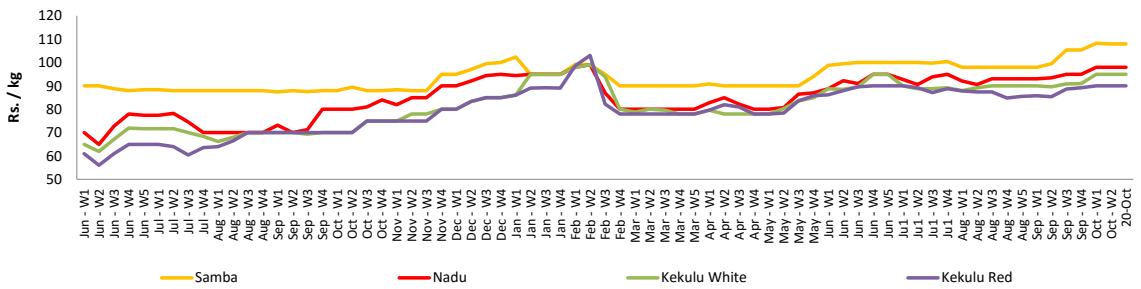


Pettah



Retail Prices

Pettah



Wholesale and Retail Prices of Selected Food Commodities - 2017/10/20

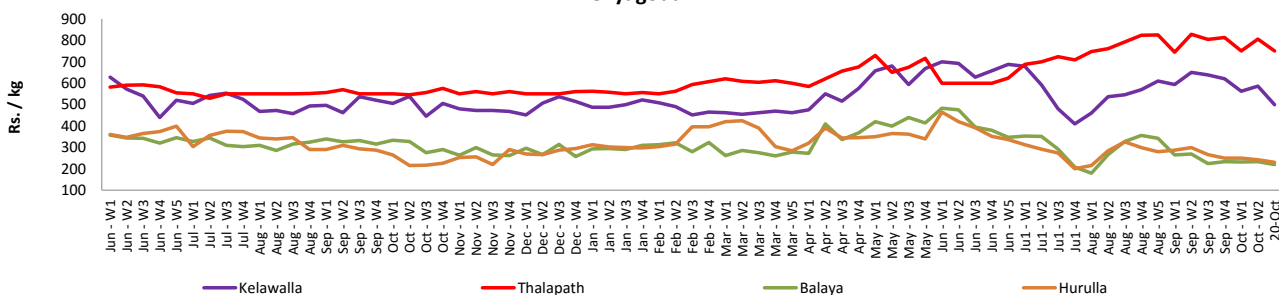
Fish

Item	Unit	Wholesale				Retail			
		Peliyagoda		Negombo		Peliyagoda		Negombo	
		Previous 5 Days Average	Today	Previous 5 Days Average	Today	Previous 5 Days Average	Today	Previous 5 Days Average	Today
Kelawalla	Rs./Kg	530.00	500.00	588.00	600.00	848.00	800.00	806.00	820.00
Thalapath	Rs./Kg	800.00	750.00	600.00	570.00	980.00	900.00	832.00	830.00
Balaya	Rs./Kg	232.00	220.00	188.00	180.00	332.00	320.00	342.00	330.00
Paraw	Rs./Kg	523.00	n.a.	550.00	550.00	840.00	n.a.	762.00	750.00
Salaya	Rs./Kg	122.00	140.00	96.00	90.00	180.00	200.00	168.00	150.00
Hurulla	Rs./Kg	220.00	230.00	182.00	170.00	320.00	320.00	270.00	250.00

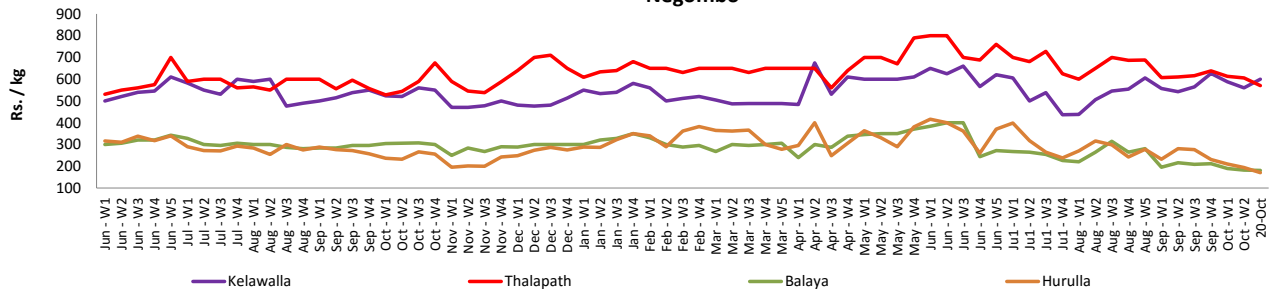
- Price increased by more than 5% compared to previous week average price.
- Price decreased by more than 5% compared to previous week average price.

Wholesale Prices

Peliyagoda

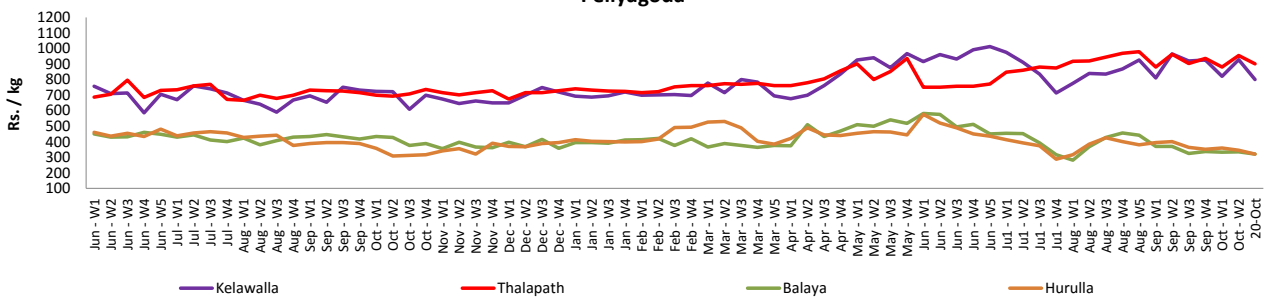


Negombo

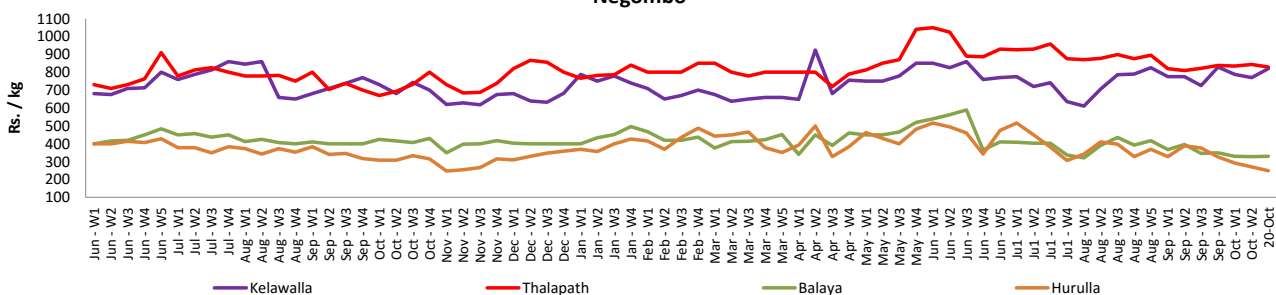


Retail Prices

Peliyagoda



Negombo



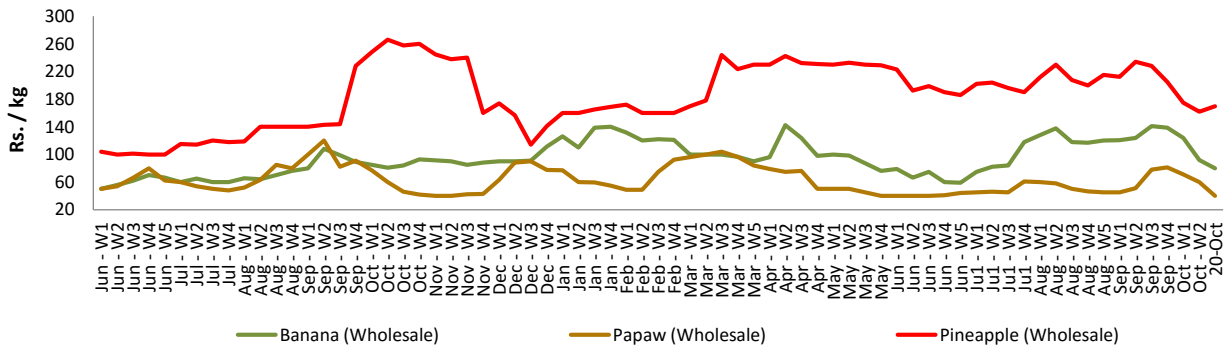
Wholesale and Retail Prices of Selected Food Commodities - 2017/10/20

Fruits

Item	Unit	Wholesale		Retail	
		Pettah			
		Previous 5 Days Average	Today	Previous 5 Days Average	Today
Banana (Sour)	Rs./Kg	91.00	80.00	122.00	120.00
Papaw	Rs./Kg	52.00	40.00	72.00	60.00
Pineapple	Rs./Kg	150.00	170.00	194.00	190.00

- Price increased by more than 5% compared to previous week average price.
- Price decreased by more than 5% compared to previous week average price.

Wholesale - Pettah



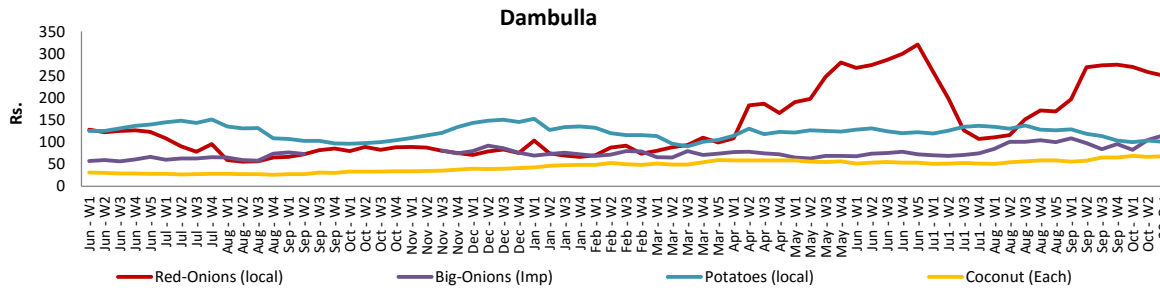
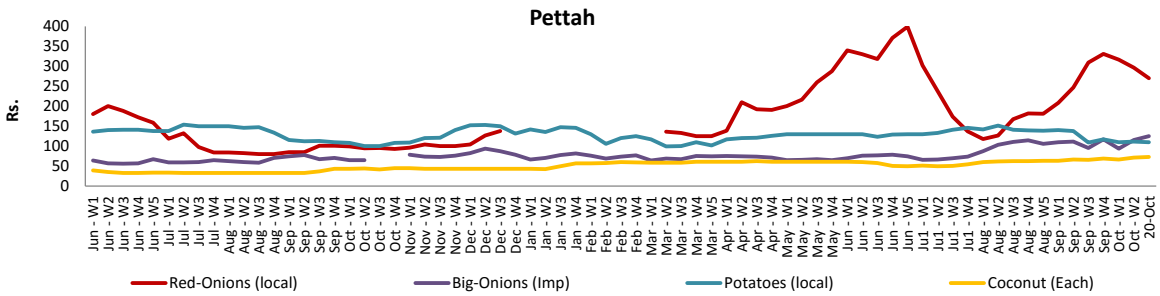
Wholesale and Retail Prices of Selected Food Commodities - 2017/10/20

Other

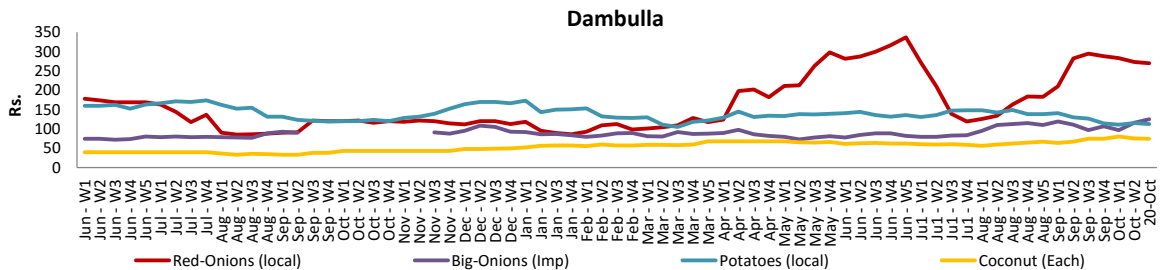
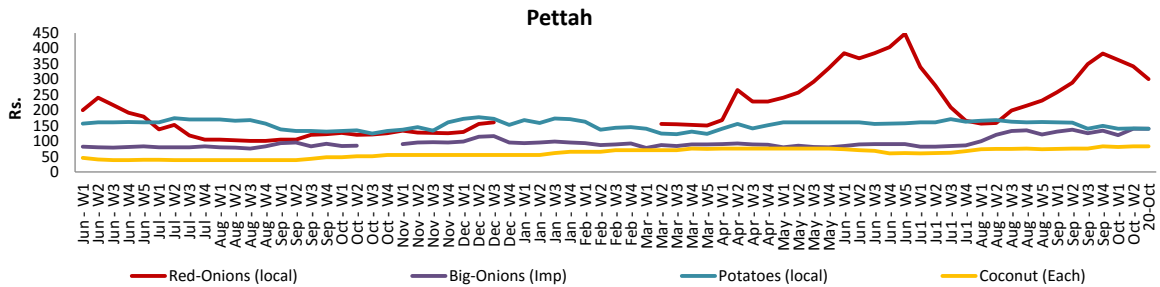
Item	Unit	Wholesale				Retail			
		Pettah		Dambulla		Pettah		Dambulla	
		Previous 5 Days Average	Today	Previous 5 Days Average	Today	Previous 5 Days Average	Today	Previous 5 Days Average	Today
Red-Onions (local)	Rs./Kg	280.00	270.00	269.00	250.00	321.00	300.00	281.00	270.00
Red-Onions (Imp)	Rs./Kg	254.00	250.00	n.a.	n.a.	280.00	280.00	n.a.	n.a.
Big-Onions (local)	Rs./Kg	113.00	113.00	97.00	105.00	134.00	135.00	110.00	118.00
Big-Onions (Imp)	Rs./Kg	121.00	125.00	102.00	115.00	140.00	140.00	113.00	125.00
Potatoes (local)	Rs./Kg	111.00	110.00	97.00	100.00	141.00	140.00	108.00	113.00
Potatoes (Imp)	Rs./Kg	87.00	86.00			106.00	105.00		
Dried Chillies (Imp)	Rs./Kg	209.00	210.00	195.00	190.00	250.00	250.00	208.00	215.00
Coconut	Rs./Nut	72.00	73.00	66.00	68.00	83.40	83.00	77.00	75.00
Coconut oil	Rs./Ltr	360.00	360.00			380.00	380.00		
Dhal	Rs./Kg	133.00	133.00			150.00	150.00		
Sugar	Rs./Kg	103.00	103.00			110.00	110.00		
Eggs	Rs./Each	9.00	9.00			10.00	10.00		
Katta	Rs./Kg	900.00	900.00			950.00	950.00		
Sprats	Rs./Kg	500.00	500.00			550.00	550.00		

- Price increased by more than 5% compared to previous week average price.
- Price decreased by more than 5% compared to previous week average price.

Wholesale Prices



Retail Prices



* Prices of food commodities may vary due to quality and markets among other factors.