

Daily Price Report

A Summary of Price Developments - 19 October 2017



Vegetables

- Prices of most varieties of vegetables increased in both Pettah and Dambulla markets.



Rice

- No significant price movement was observed of rice compared with the previous week in both Pettah and Marandagahamula markets.



Fruits

- Prices of most fruit varieties decreased in Pettah market due to favourable supply.



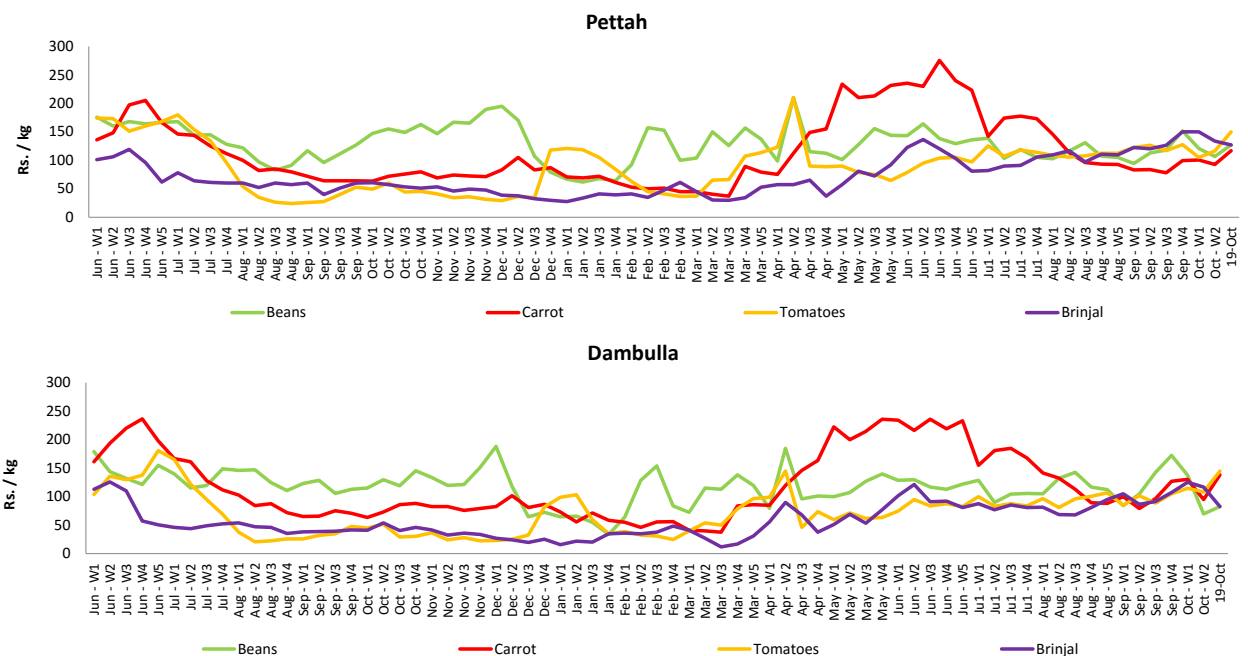
Wholesale and Retail Prices of Selected Food Commodities - 2017/10/19

Vegetables

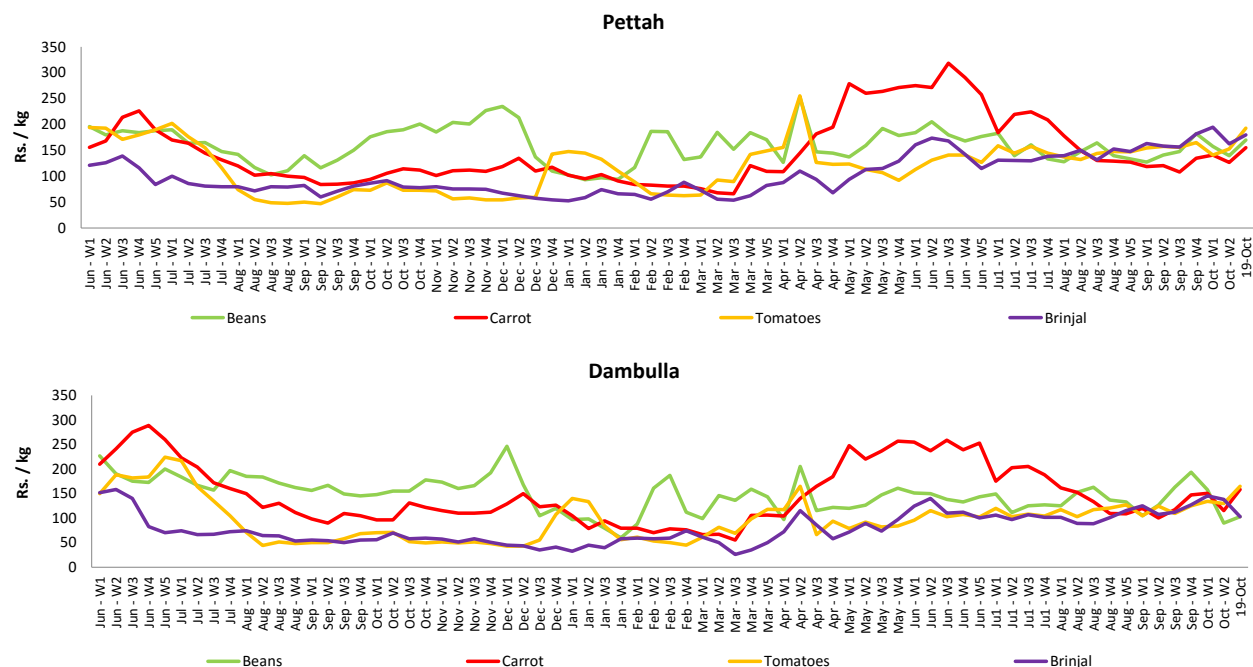
Item	Unit	Wholesale				Retail			
		Pettah		Dambulla		Pettah		Dambulla	
		Previous 5 Days Average	Today	Previous 5 Days Average	18-Oct	Previous 5 Days Average	Today	Previous 5 Days Average	18-Oct
Beans	Rs./Kg	112.00	127.00	84.00	83.00	145.00	170.00	104.00	103.00
Carrot	Rs./Kg	100.00	117.00	119.00	138.00	136.00	155.00	139.00	158.00
Cabbage	Rs./Kg	103.00	110.00	79.00	73.00	145.00	160.00	99.00	93.00
Tomatoes	Rs./Kg	122.00	150.00	119.00	145.00	161.00	193.00	140.00	165.00
Brinjal	Rs./Kg	131.00	127.00	99.00	83.00	127.00	180.00	119.00	103.00
Pumpkin	Rs./Kg	42.00	38.00	36.00	37.00	71.00	65.00	55.00	58.00
Snake gourd	Rs./Kg	97.00	93.00	71.00	78.00	131.00	127.00	90.00	98.00

- Price increased by more than 5% compared to previous week average price.
- Price decreased by more than 5% compared to previous week average price.

Wholesale Prices



Retail Prices



Wholesale and Retail Prices of Selected Food Commodities - 2017/10/19

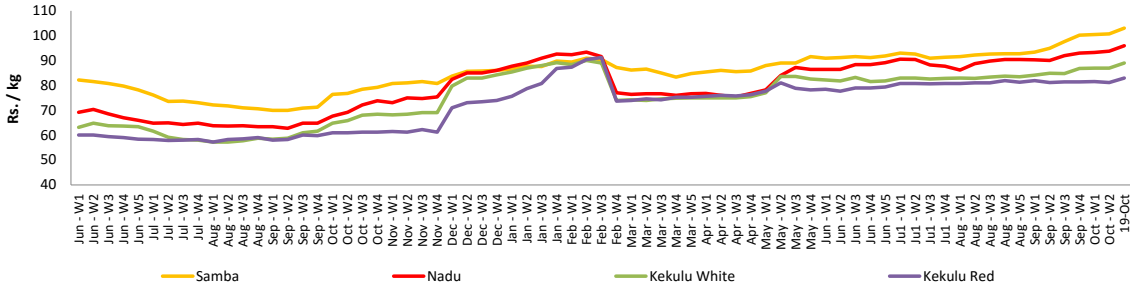
Rice

Item	Unit	Wholesale				Retail	
		Maradaghamula		Pettah		Pettah	
		Previous 5 Days Average	Today	Previous 5 Days Average	Today	Previous 5 Days Average	Today
Samba	Rs./Kg	101.00	103.00	103.00	103.00	108.00	108.00
Nadu	Rs./Kg	94.00	96.00	93.00	93.00	98.00	98.00
Kekulu White	Rs./Kg	87.00	89.00	88.00	88.00	95.00	95.00
Kekulu Red	Rs./Kg	82.00	83.00	82.00	82.00	90.00	90.00

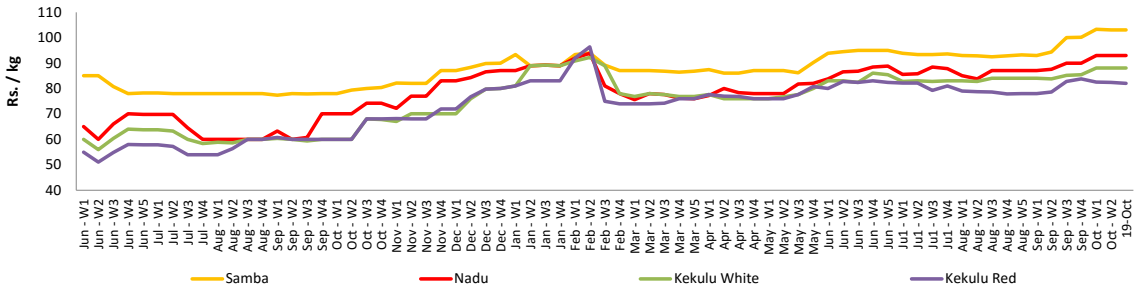
- Price increased by more than 5% compared to previous week average price.
- Price decreased by more than 5% compared to previous week average price.

Wholesale Prices

Marandaghamula

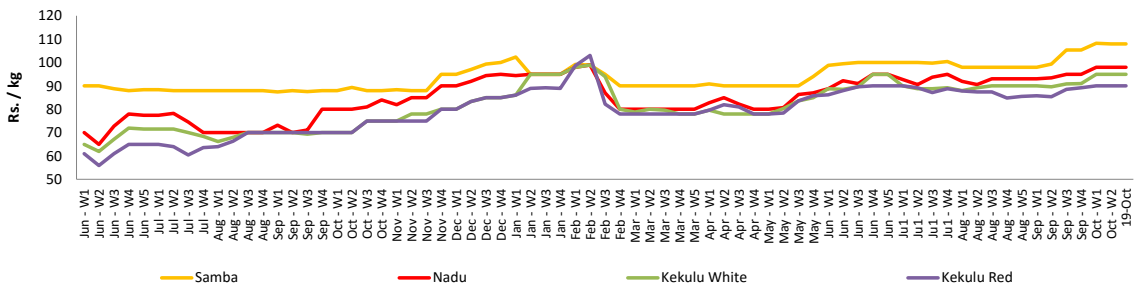


Pettah



Retail Prices

Pettah



Wholesale and Retail Prices of Selected Food Commodities - 2017/10/19

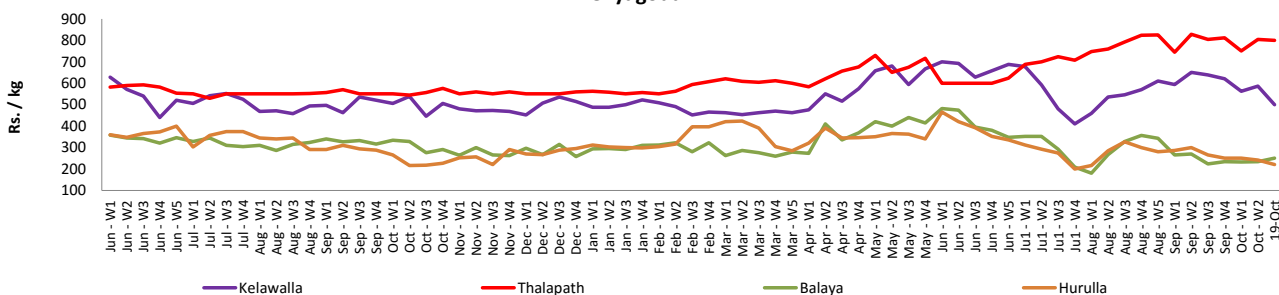
Fish

Item	Unit	Wholesale				Retail			
		Peliyagoda		Negombo		Peliyagoda		Negombo	
		Previous 5 Days Average	Today	Previous 5 Days Average	Today	Previous 5 Days Average	Today	Previous 5 Days Average	Today
Kelawalla	Rs./Kg	554.00	500.00	576.00	600.00	876.00	800.00	792.00	820.00
Thalapath	Rs./Kg	805.00	800.00	600.00	600.00	975.00	980.00	832.00	850.00
Balaya	Rs./Kg	230.00	250.00	188.00	180.00	330.00	350.00	340.00	330.00
Paraw	Rs./Kg	523.00	550.00	550.00	550.00	845.00	880.00	768.00	750.00
Salaya	Rs./Kg	122.00	140.00	98.00	100.00	180.00	200.00	170.00	170.00
Hurulla	Rs./Kg	224.00	220.00	186.00	180.00	324.00	320.00	270.00	280.00

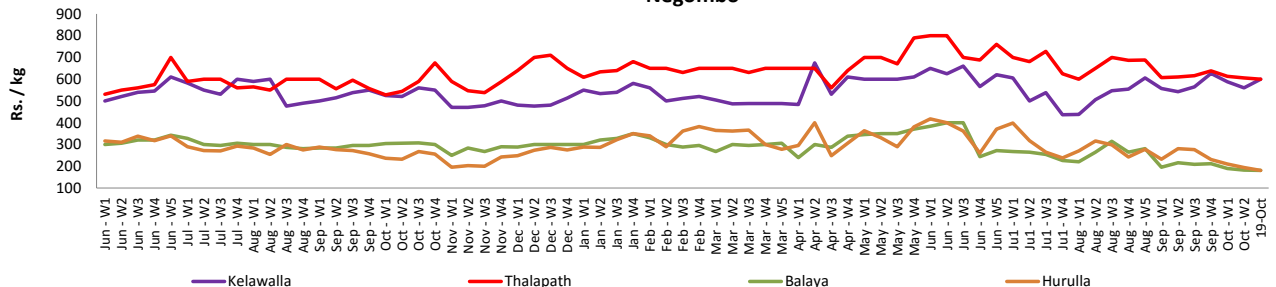
- Price increased by more than 5% compared to previous week average price.
- Price decreased by more than 5% compared to previous week average price.

Wholesale Prices

Peliyagoda

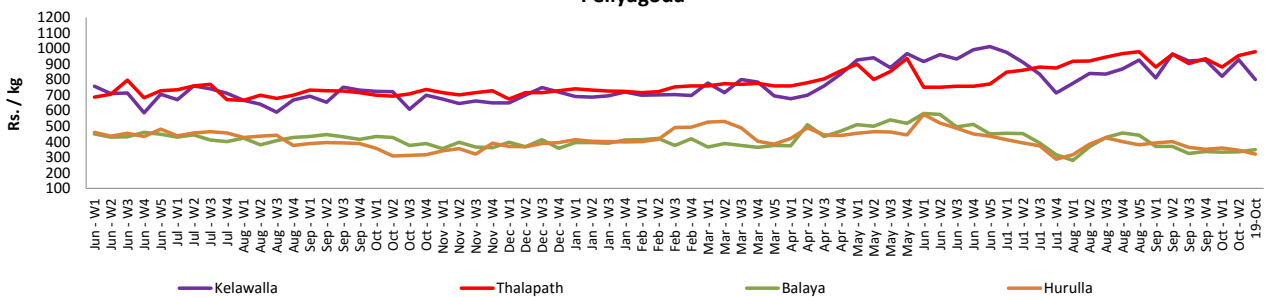


Negombo

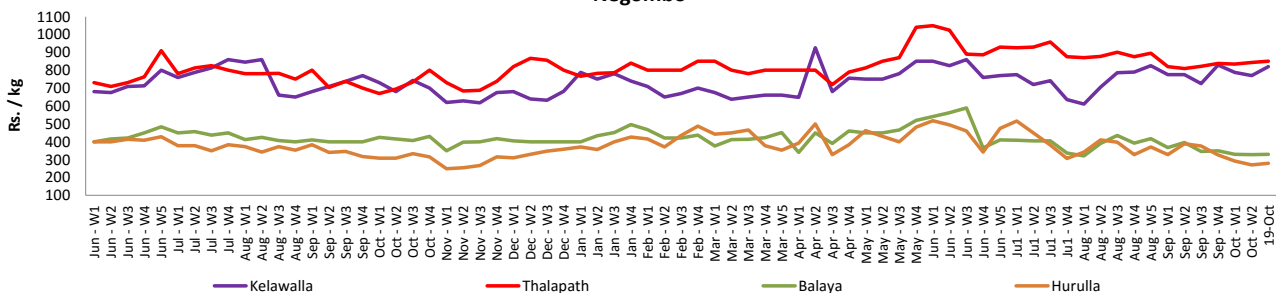


Retail Prices

Peliyagoda



Negombo



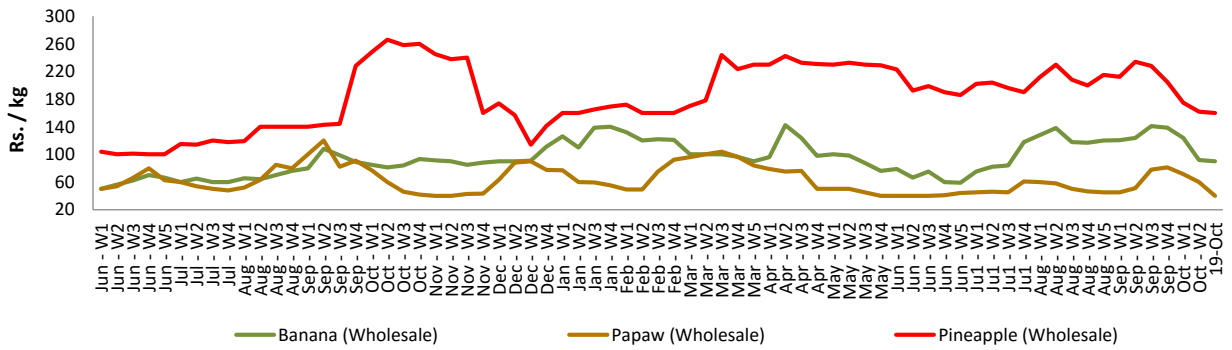
Wholesale and Retail Prices of Selected Food Commodities - 2017/10/19

Fruits

Item	Unit	Wholesale		Retail	
		Pettah			
		Previous 5 Days Average	Today	Previous 5 Days Average	Today
Banana (Sour)	Rs./Kg	91.00	90.00	121.00	125.00
Papaw	Rs./Kg	56.00	40.00	76.00	60.00
Pineapple	Rs./Kg	154.00	160.00	206.00	190.00

- Price increased by more than 5% compared to previous week average price.
- Price decreased by more than 5% compared to previous week average price.

Wholesale - Pettah



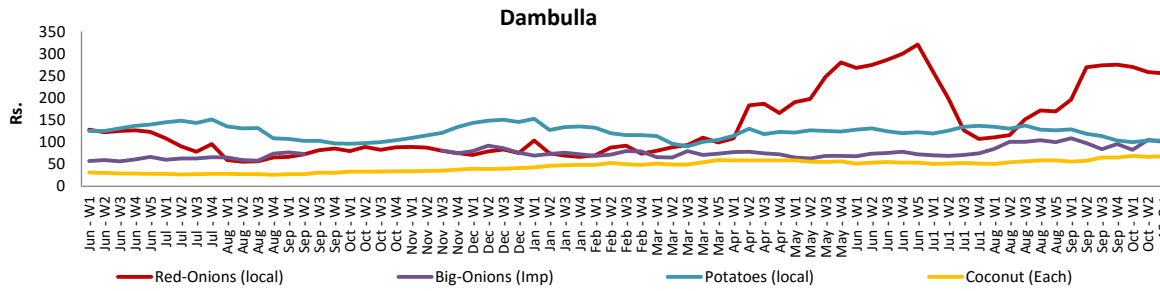
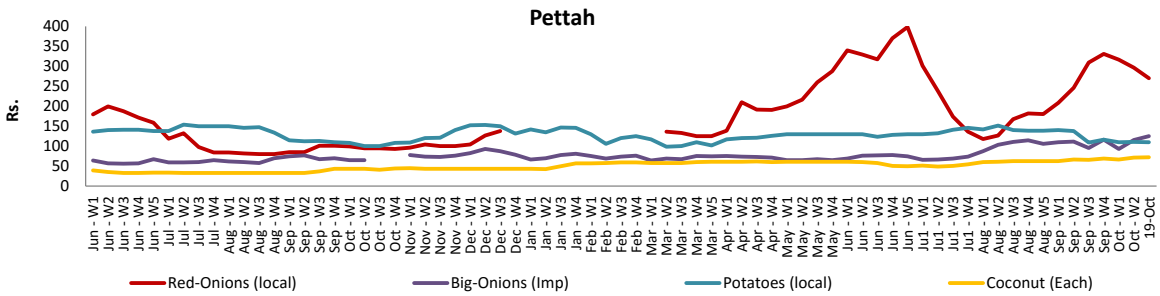
Wholesale and Retail Prices of Selected Food Commodities - 2017/10/19

Other

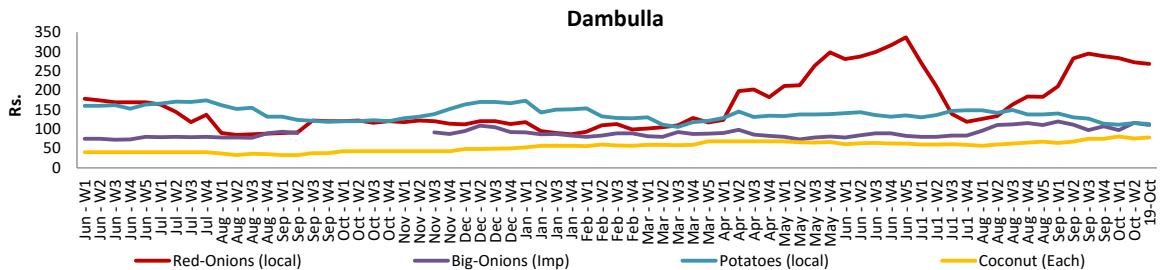
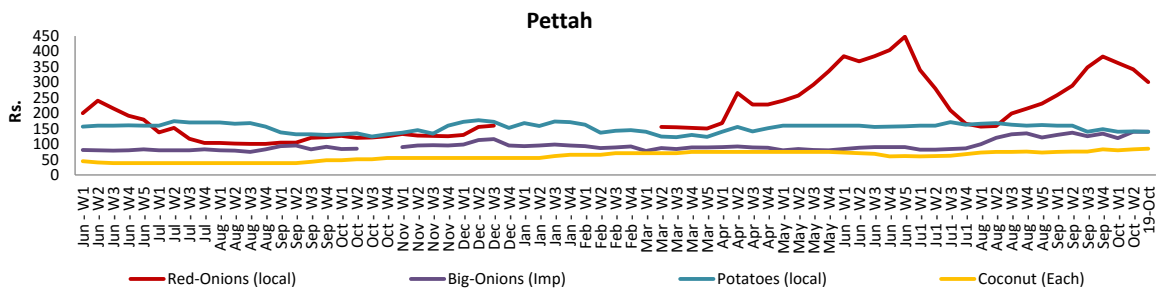
Item	Unit	Wholesale				Retail			
		Pettah		Dambulla		Pettah		Dambulla	
		Previous 5 Days Average	Today	Previous 5 Days Average	18-Oct	Previous 5 Days Average	Today	Previous 5 Days Average	18-Oct
Red-Onions (local)	Rs./Kg	286.00	270.00	264.00	255.00	329.00	300.00	278.00	268.00
Red-Onions (Imp)	Rs./Kg	256.00	250.00	108.00	n.a.	280.00	280.00	125.00	n.a.
Big-Onions (local)	Rs./Kg	109.00	110.00	99.00	98.00	132.00	130.00	112.00	113.00
Big-Onions (Imp)	Rs./Kg	119.00	125.00	104.00	100.00	140.00	140.00	115.00	110.00
Potatoes (local)	Rs./Kg	111.00	110.00	99.00	103.00	141.00	140.00	112.00	113.00
Potatoes (Imp)	Rs./Kg	86.00	85.00			105.00	105.00		
Dried Chillies (Imp)	Rs./Kg	209.00	210.00	198.00	195.00	250.00	250.00	210.00	208.00
Coconut	Rs./Nut	72.00	72.00	66.00	68.00	83.00	85.00	76.00	78.00
Coconut oil	Rs./Ltr	360.00	360.00			380.00	380.00		
Dhal	Rs./Kg	133.00	133.00			150.00	150.00		
Sugar	Rs./Kg	103.00	103.00			110.00	110.00		
Eggs	Rs./Each	9.00	9.00			10.00	10.00		
Katta	Rs./Kg	900.00	900.00			950.00	950.00		
Sprats	Rs./Kg	500.00	500.00			550.00	550.00		

- Price increased by more than 5% compared to previous week average price.
- Price decreased by more than 5% compared to previous week average price.

Wholesale Prices



Retail Prices



* Prices of food commodities may vary due to quality and markets among other factors.