

# Daily Price Report

---

## A Summary of Price Developments - 17 October 2017

---



### Vegetables

- Prices of most varieties of vegetables increased in Dambulla market while prices in Pettah market settled at levels.



### Rice

- No significant price movement was observed of rice compared with the previous week in both Pettah and Marandagahamula markets.



### Fish

- Prices of most varieties of fish demonstrated mixed movements in both Peliyagoda and Negombo markets.



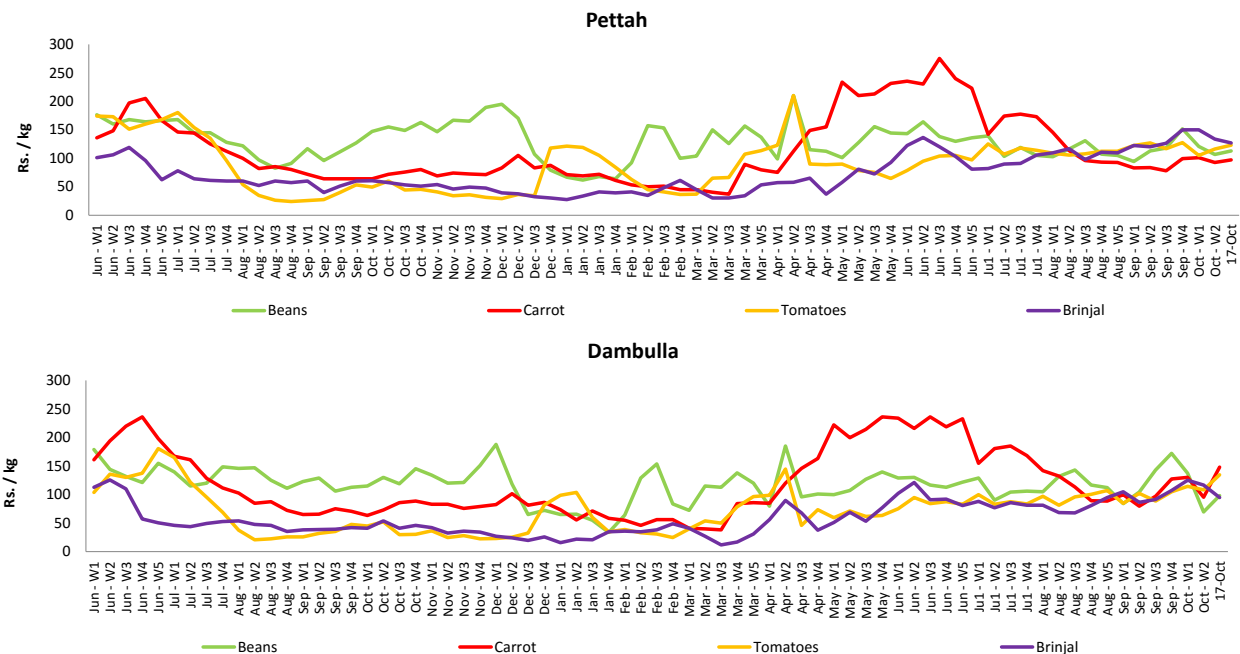
# Wholesale and Retail Prices of Selected Food Commodities - 2017/10/17

## Vegetables

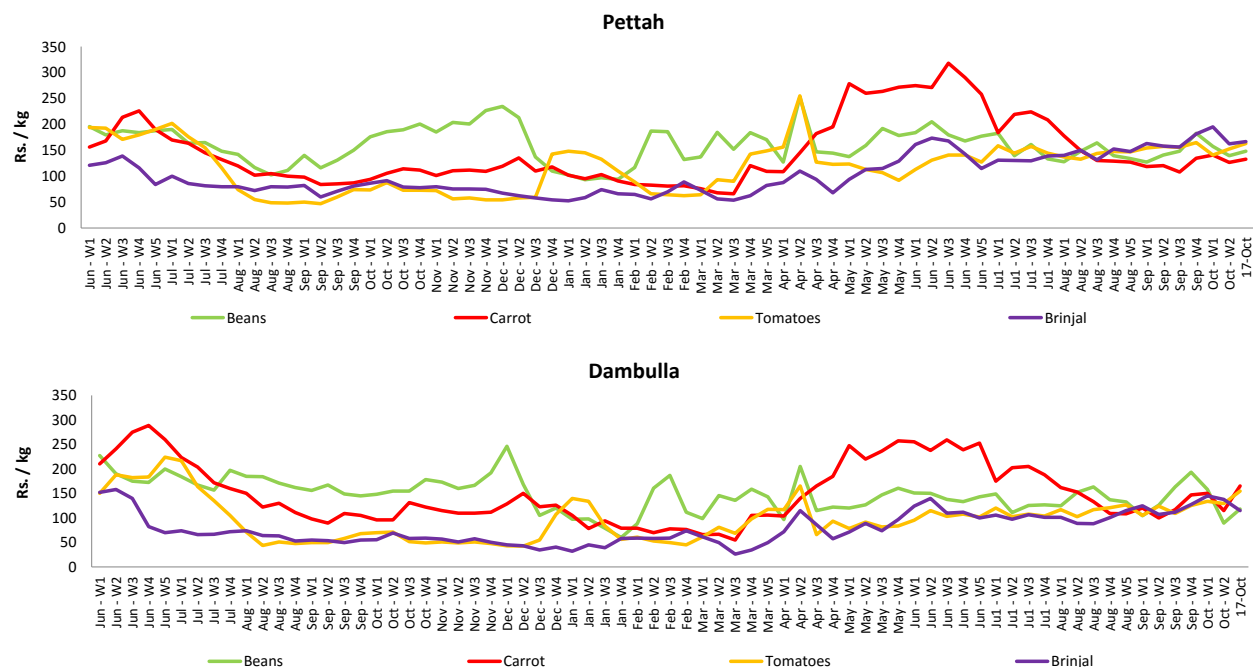
Item	Unit	Wholesale				Retail			
		Pettah		Dambulla		Pettah		Dambulla	
		Previous 5 Days Average	Today	Previous 5 Days Average	Today	Previous 5 Days Average	Today	Previous 5 Days Average	Today
Beans	Rs./Kg	108.00	113.00	80.00	98.00	142.00	148.00	100.00	118.00
Carrot	Rs./Kg	100.00	97.00	109.00	148.00	137.00	133.00	129.00	165.00
Cabbage	Rs./Kg	107.00	93.00	82.00	65.00	150.00	133.00	102.00	85.00
Tomatoes	Rs./Kg	119.00	123.00	113.00	135.00	158.00	163.00	134.00	155.00
Brinjal	Rs./Kg	132.00	127.00	105.00	95.00	165.00	167.00	125.00	115.00
Pumpkin	Rs./Kg	41.00	42.00	33.00	48.00	71.00	70.00	52.00	68.00
Snake gourd	Rs./Kg	94.00	103.00	69.00	75.00	127.00	143.00	89.00	95.00

- Price increased by more than 5% compared to previous week average price.
- Price decreased by more than 5% compared to previous week average price.

### Wholesale Prices



### Retail Prices



# Wholesale and Retail Prices of Selected Food Commodities - 2017/10/17

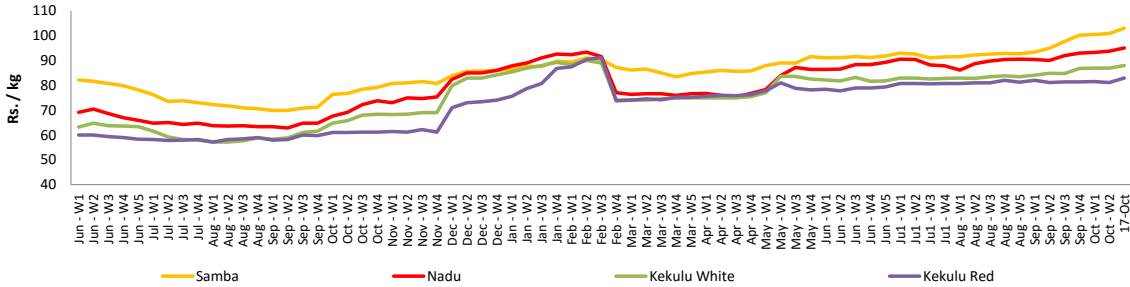
## Rice

Item	Unit	Wholesale				Retail	
		Maradaghamula		Pettah		Pettah	
		Previous 5 Days Average	Today	Previous 5 Days Average	Today	Previous 5 Days Average	Today
Samba	Rs./Kg	101.00	103.00	103.00	103.00	108.00	109.00
Nadu	Rs./Kg	94.00	95.00	93.00	93.00	98.00	99.00
Kekulu White	Rs./Kg	87.00	88.00	88.00	90.00	95.00	97.00
Kekulu Red	Rs./Kg	81.00	83.00	82.00	82.00	90.00	90.00

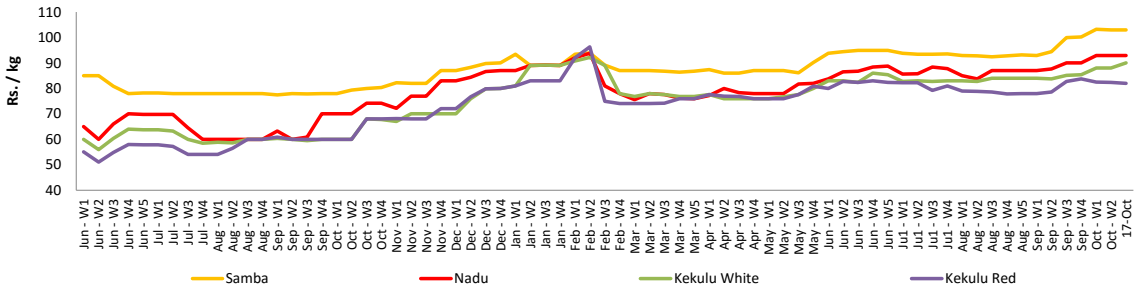
- Price increased by more than 5% compared to previous week average price.
- Price decreased by more than 5% compared to previous week average price.

### Wholesale Prices

#### Marandaghamula

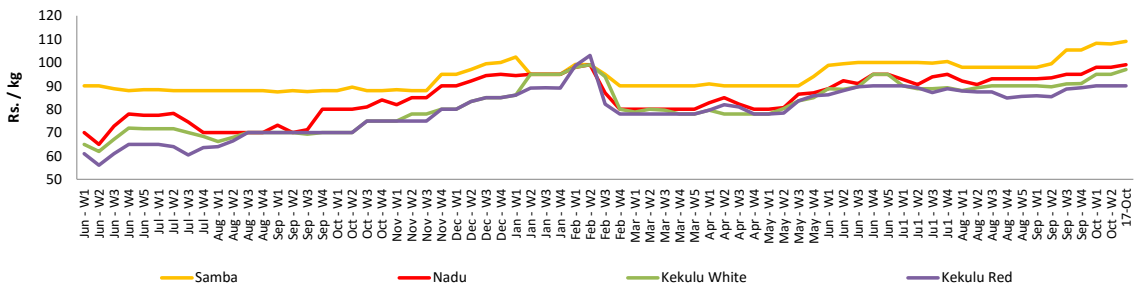


#### Pettah



### Retail Prices

#### Pettah



# Wholesale and Retail Prices of Selected Food Commodities - 2017/10/17

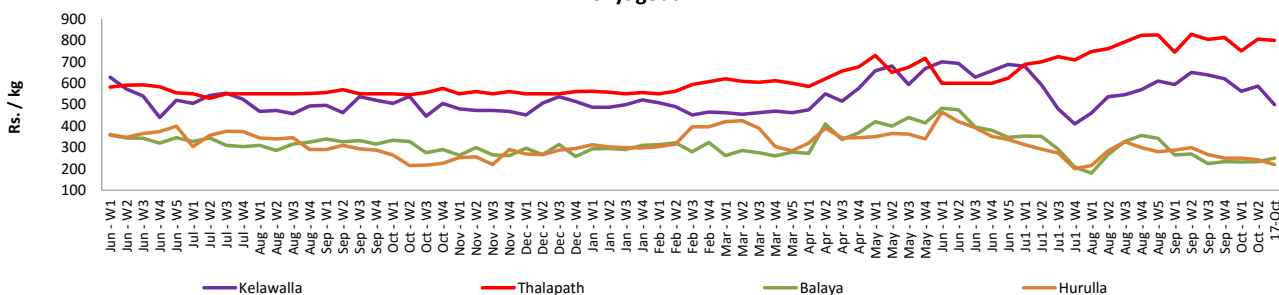
## Fish

Item	Unit	Wholesale				Retail			
		Peliyagoda		Negombo		Peliyagoda		Negombo	
		Previous 5 Days Average	Today	Previous 5 Days Average	Today	Previous 5 Days Average	Today	Previous 5 Days Average	Today
Kelawalla	Rs./Kg	580.00	500.00	564.00	600.00	912.00	800.00	778.00	820.00
Thalapath	Rs./Kg	810.00	800.00	600.00	600.00	970.00	980.00	838.00	820.00
Balaya	Rs./Kg	230.00	250.00	188.00	180.00	330.00	350.00	338.00	330.00
Paraw	Rs./Kg	530.00	500.00	550.00	550.00	860.00	800.00	774.00	750.00
Salaya	Rs./Kg	122.00	140.00	100.00	100.00	180.00	200.00	172.00	170.00
Hurulla	Rs./Kg	226.00	220.00	190.00	180.00	328.00	320.00	270.00	280.00

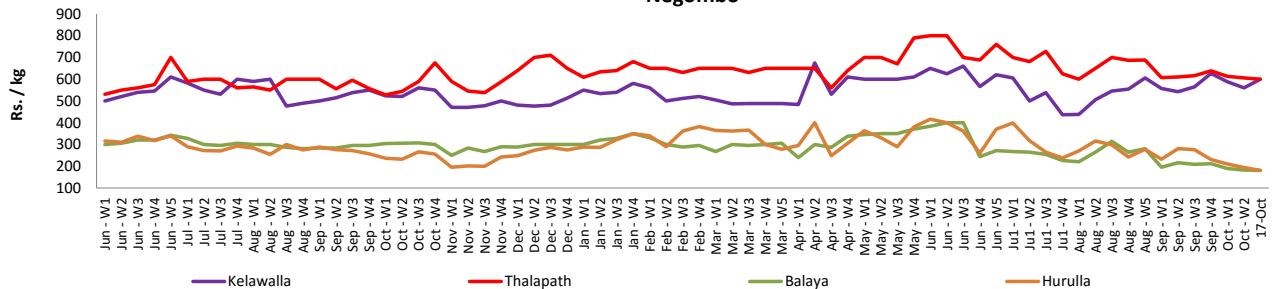
- Price increased by more than 5% compared to previous week average price.
- Price decreased by more than 5% compared to previous week average price.

### Wholesale Prices

#### Peliyagoda

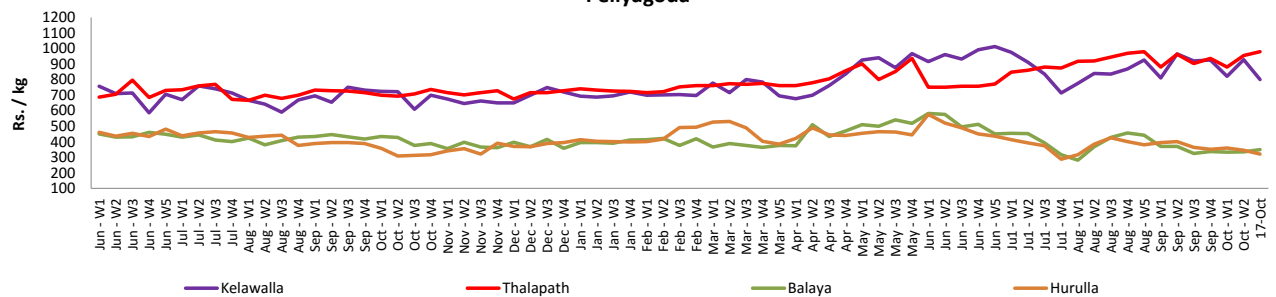


#### Negombo

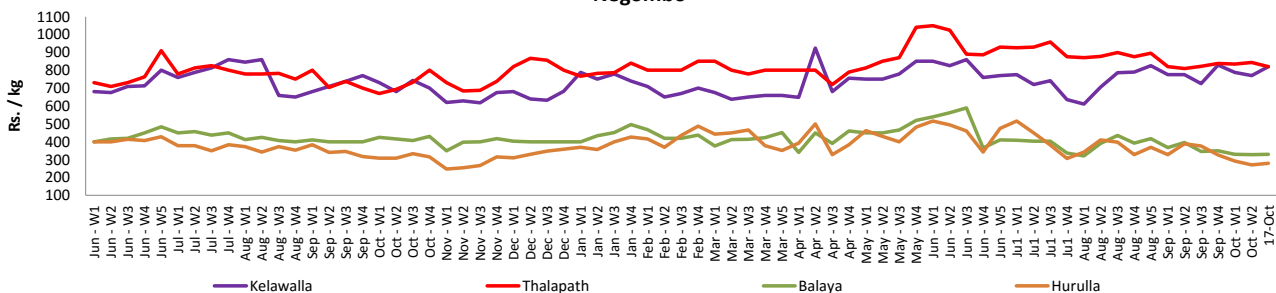


### Retail Prices

#### Peliyagoda



#### Negombo



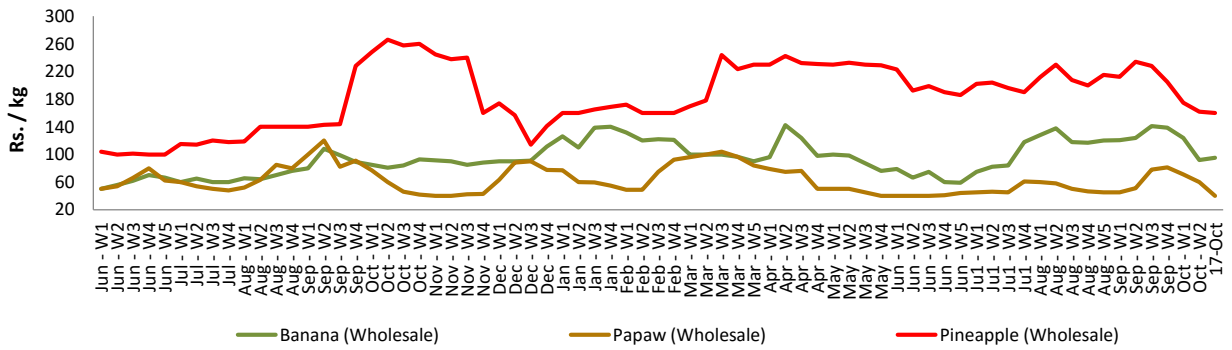
# Wholesale and Retail Prices of Selected Food Commodities - 2017/10/17

## Fruits

Item	Unit	Wholesale		Retail	
		Pettah			
		Previous 5 Days Average	Today	Previous 5 Days Average	Today
Banana (Sour)	Rs./Kg	91.00	95.00	120.00	125.00
Papaw	Rs./Kg	60.00	40.00	80.00	60.00
Pineapple	Rs./Kg	158.00	160.00	218.00	190.00

- Price increased by more than 5% compared to previous week average price.
- Price decreased by more than 5% compared to previous week average price.

Wholesale - Pettah



# Wholesale and Retail Prices of Selected Food Commodities - 2017/10/17

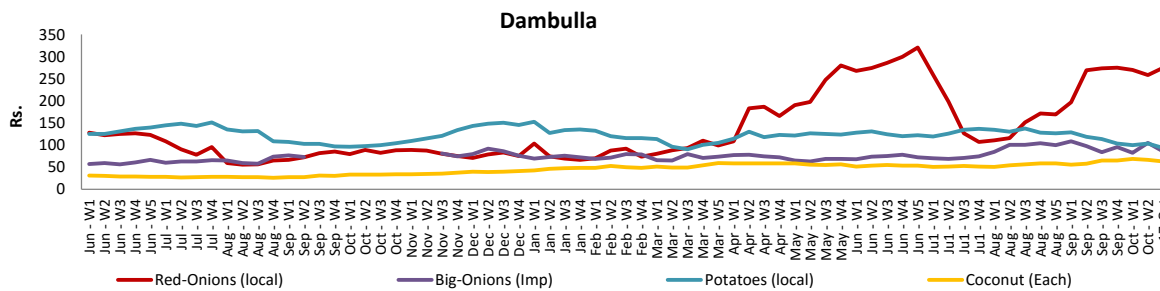
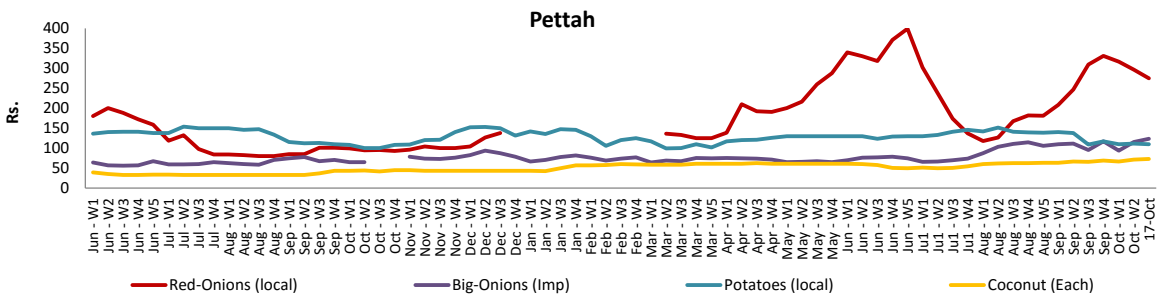
## Other

Item	Unit	Wholesale				Retail			
		Pettah		Dambulla		Pettah		Dambulla	
		Previous 5 Days Average	Today	Previous 5 Days Average	Today	Previous 5 Days Average	Today	Previous 5 Days Average	Today
Red-Onions (local)	Rs./Kg	291.00	275.00	264.00	275.00	334.00	315.00	278.00	288.00
Red-Onions (Imp)	Rs./Kg	258.00	250.00	108.00	n.a.	280.00	280.00	125.00	n.a.
Big-Onions (local)	Rs./Kg	105.00	110.00	97.00	105.00	130.00	130.00	110.00	118.00
Big-Onions (Imp)	Rs./Kg	118.00	123.00	107.00	85.00	140.00	138.00	118.00	98.00
Potatoes (local)	Rs./Kg	111.00	110.00	102.00	93.00	141.00	140.00	115.00	103.00
Potatoes (Imp)	Rs./Kg	84.00	89.00			104.00	105.00		
Dried Chillies (Imp)	Rs./Kg	209.00	210.00	198.00	195.00	250.00	250.00	210.00	208.00
Coconut	Rs./Nut	71.00	73.00	67.00	63.00	83.00	83.00	77.00	73.00
Coconut oil	Rs./Ltr	360.00	360.00			380.00	380.00		
Dhal	Rs./Kg	133.00	133.00			150.00	150.00		
Sugar	Rs./Kg	103.00	103.00			110.00	110.00		
Eggs	Rs./Each	9.00	9.00			10.00	10.00		
Katta	Rs./Kg	900.00	900.00			950.00	950.00		
Sprats	Rs./Kg	500.00	500.00			550.00	550.00		

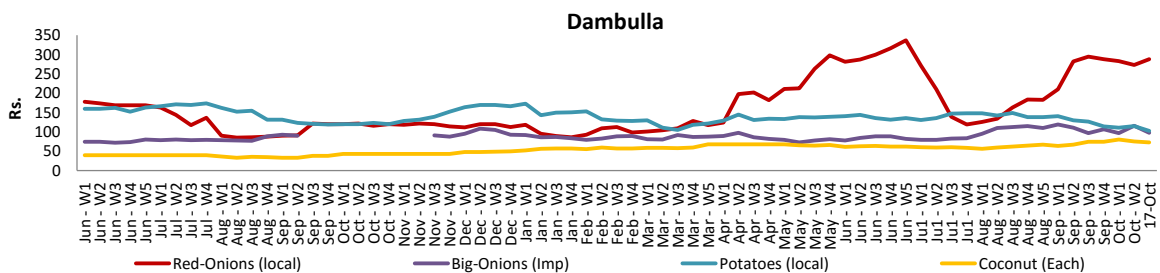
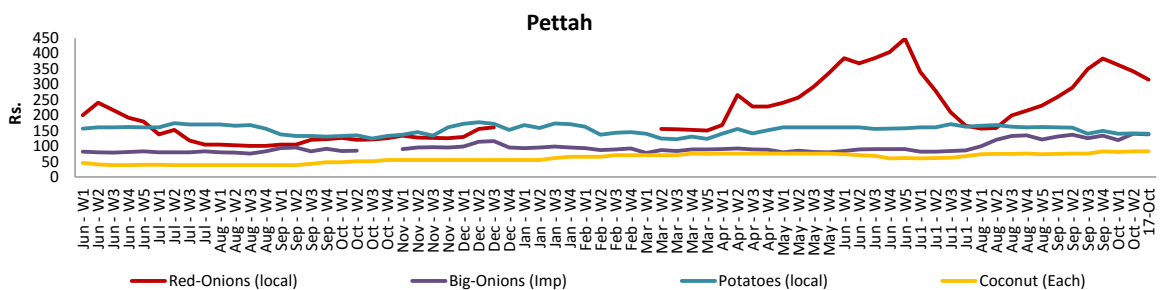
Price increased by more than 5% compared to previous week average price.

Price decreased by more than 5% compared to previous week average price.

### Wholesale Prices



### Retail Prices



\* Prices of food commodities may vary due to quality and markets among other factors.