

# Daily Price Report

---

## A Summary of Price Developments - 16 October 2017

---



### Vegetables

- Prices of most varieties of vegetables increased in both Pettah and Dambulla markets following the low supply conditions due primarily on account of adverse weather developments.



### Rice

- No significant price movement was observed of rice compared with the previous week in both Pettah and Marandaghamula markets.



### Fish

- Prices of most varieties of fish decreased in Peliyagoda market while mixed movements were observed in Negombo market..



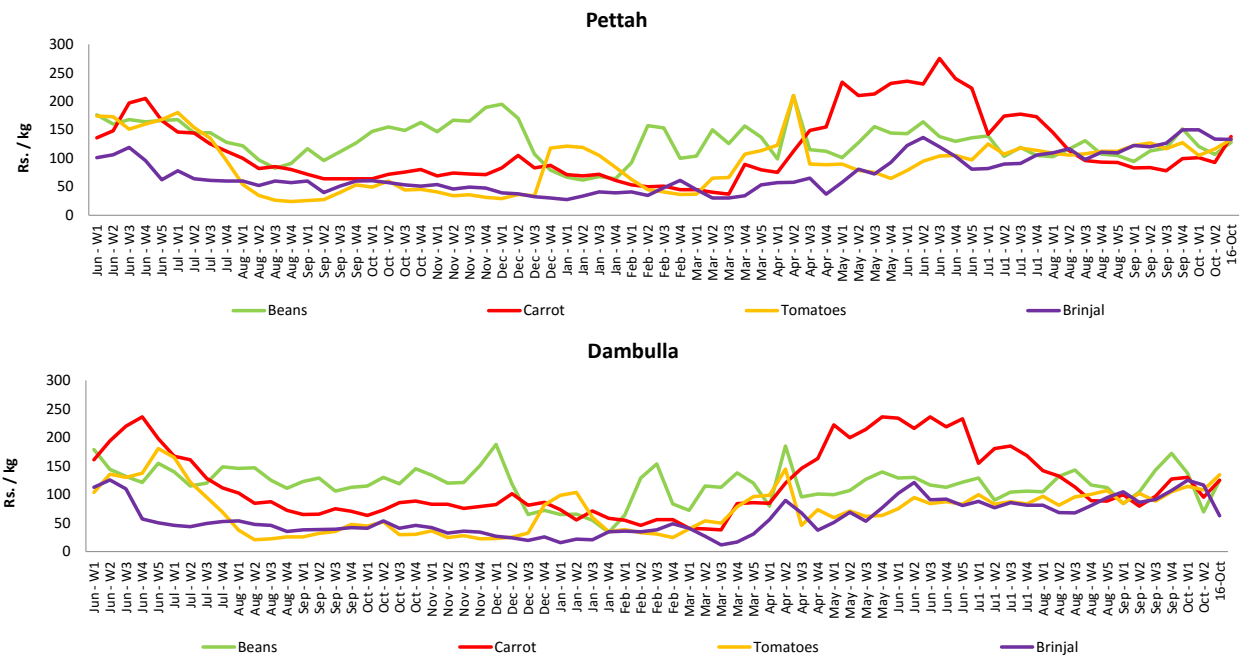
# Wholesale and Retail Prices of Selected Food Commodities - 2017/10/16

## Vegetables

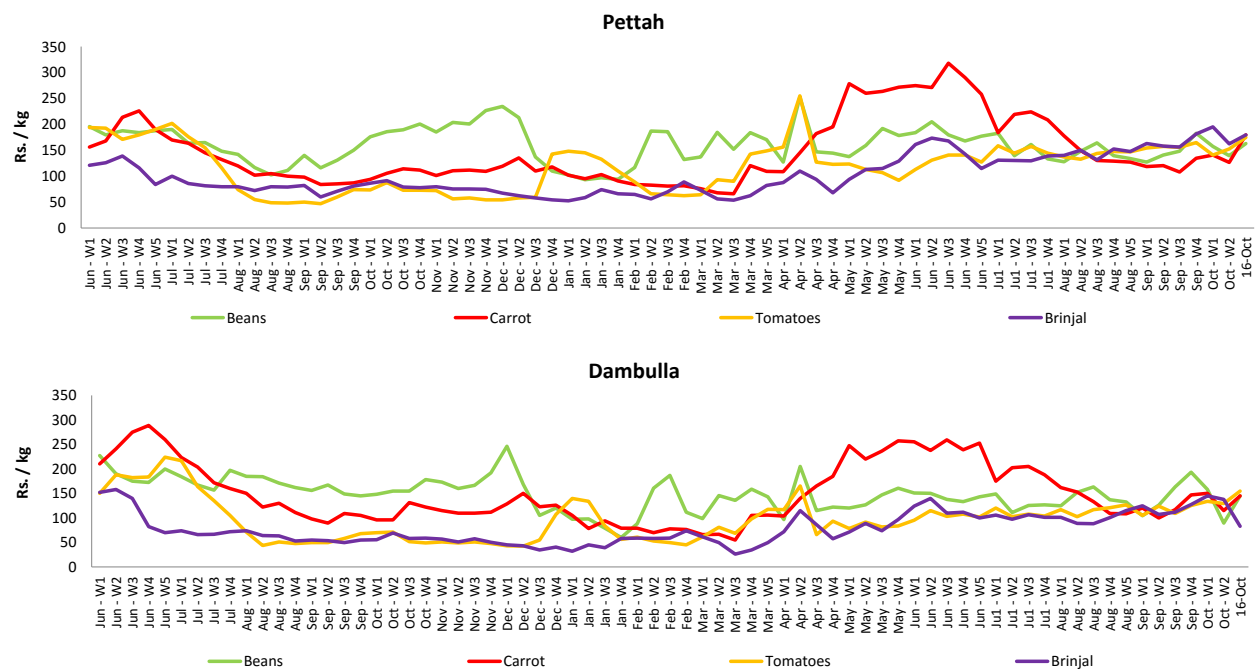
Item	Unit	Wholesale				Retail			
		Pettah		Dambulla		Pettah		Dambulla	
		Previous 5 Days Average	Today	Previous 5 Days Average	Today	Previous 5 Days Average	Today	Previous 5 Days Average	Today
Beans	Rs./Kg	107.00	128.00	70.00	125.00	140.00	163.00	90.00	145.00
Carrot	Rs./Kg	93.00	138.00	95.00	125.00	127.00	180.00	115.00	145.00
Cabbage	Rs./Kg	105.00	110.00	80.00	83.00	144.00	157.00	100.00	103.00
Tomatoes	Rs./Kg	116.00	133.00	109.00	135.00	153.00	175.00	130.00	155.00
Brinjal	Rs./Kg	134.00	133.00	117.00	63.00	163.00	180.00	138.00	83.00
Pumpkin	Rs./Kg	40.00	41.00	34.00	33.00	68.00	70.00	53.00	53.00
Snake gourd	Rs./Kg	92.00	103.00	69.00	75.00	124.00	137.00	89.00	95.00

- Price increased by more than 5% compared to previous week average price.
- Price decreased by more than 5% compared to previous week average price.

### Wholesale Prices



### Retail Prices



# Wholesale and Retail Prices of Selected Food Commodities - 2017/10/16

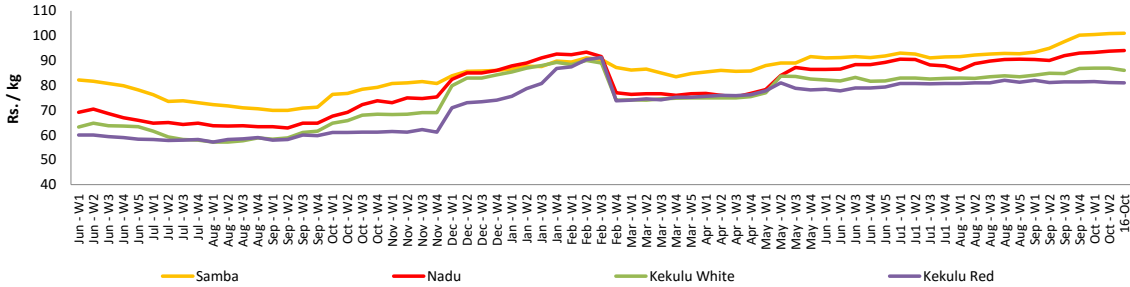
## Rice

Item	Unit	Wholesale				Retail	
		Maradaghamula		Pettah		Pettah	
		Previous 5 Days Average	Today	Previous 5 Days Average	Today	Previous 5 Days Average	Today
Samba	Rs./Kg	101.00	101.00	103.00	103.00	108.00	108.00
Nadu	Rs./Kg	94.00	94.00	93.00	93.00	98.00	98.00
Kekulu White	Rs./Kg	87.00	86.00	88.00	88.00	95.00	95.00
Kekulu Red	Rs./Kg	81.00	81.00	82.00	82.00	90.00	90.00

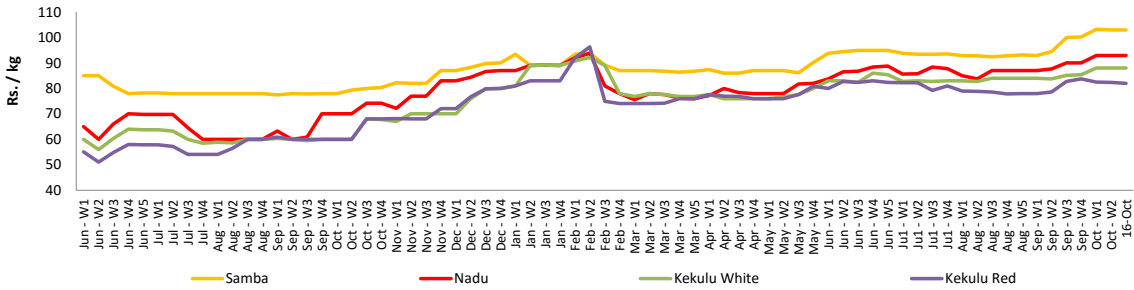
- Price increased by more than 5% compared to previous week average price.
- Price decreased by more than 5% compared to previous week average price.

### Wholesale Prices

#### Marandaghamula

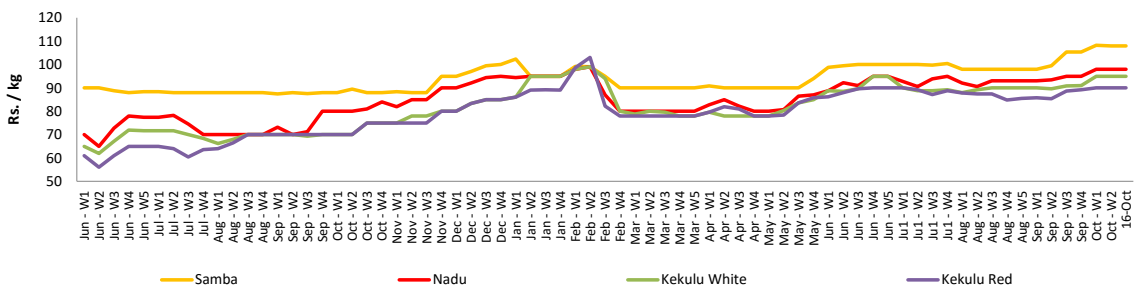


#### Pettah



### Retail Prices

#### Pettah



# Wholesale and Retail Prices of Selected Food Commodities - 2017/10/16

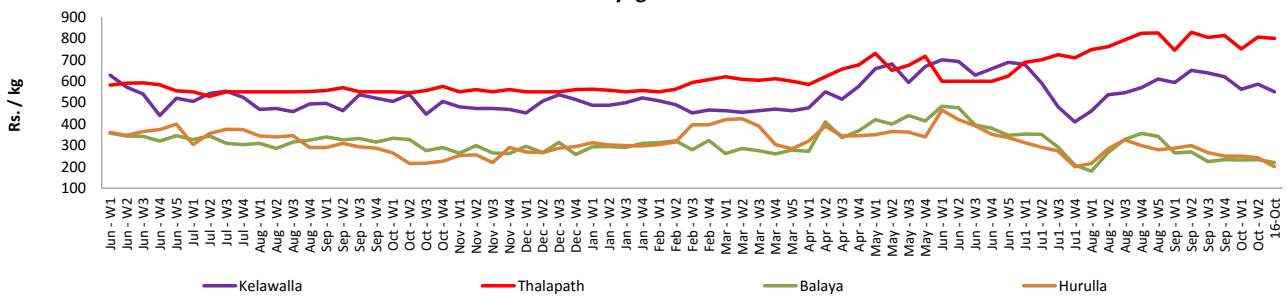
## Fish

Item	Unit	Wholesale				Retail			
		Peliyagoda		Negombo		Peliyagoda		Negombo	
		Previous 5 Days Average	Today	Previous 5 Days Average	Today	Previous 5 Days Average	Today	Previous 5 Days Average	Today
Kelawalla	Rs./Kg	586.00	550.00	560.00	600.00	928.00	880.00	770.00	820.00
Thalapath	Rs./Kg	805.00	800.00	606.00	600.00	955.00	980.00	844.00	820.00
Balaya	Rs./Kg	234.00	220.00	182.00	200.00	334.00	320.00	328.00	350.00
Paraw	Rs./Kg	545.00	500.00	550.00	550.00	890.00	800.00	780.00	750.00
Salaya	Rs./Kg	124.00	130.00	100.00	100.00	184.00	180.00	174.00	170.00
Hurulla	Rs./Kg	242.00	200.00	194.00	180.00	344.00	300.00	270.00	280.00

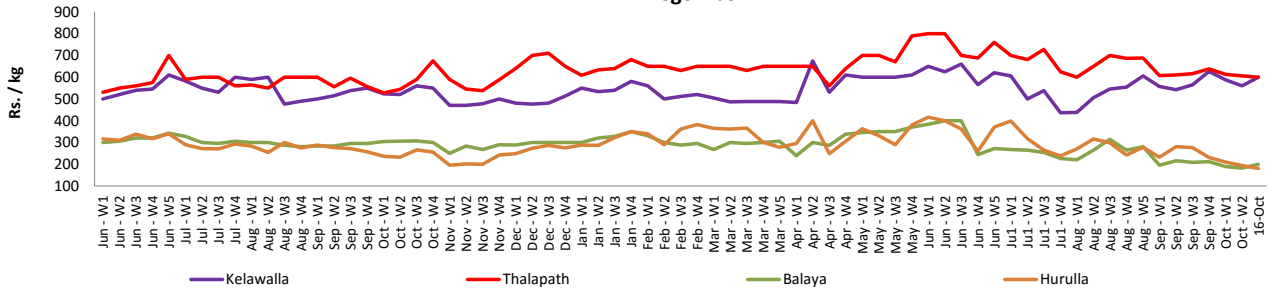
- Price increased by more than 5% compared to previous week average price.
- Price decreased by more than 5% compared to previous week average price.

### Wholesale Prices

#### Peliyagoda

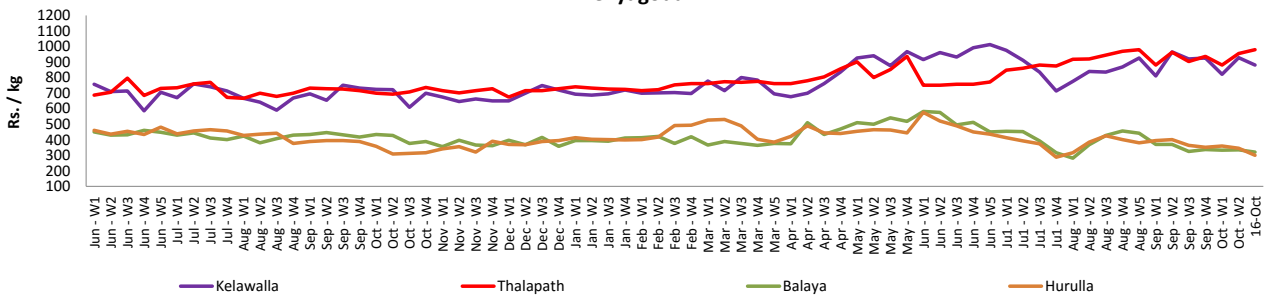


#### Negombo

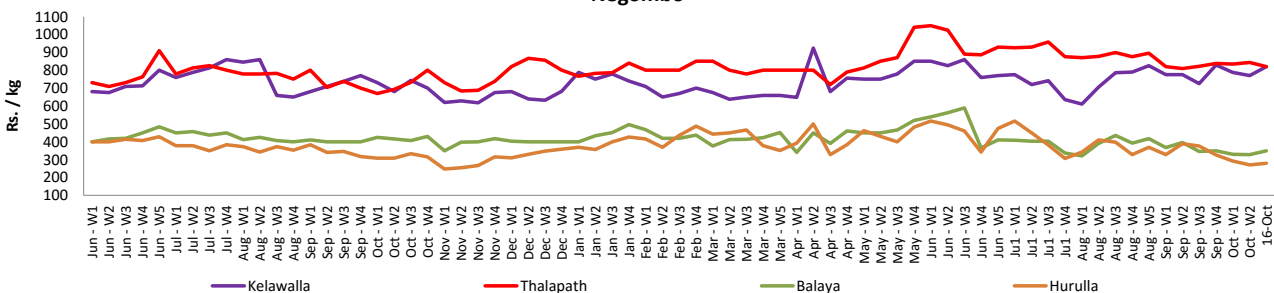


### Retail Prices

#### Peliyagoda



#### Negombo



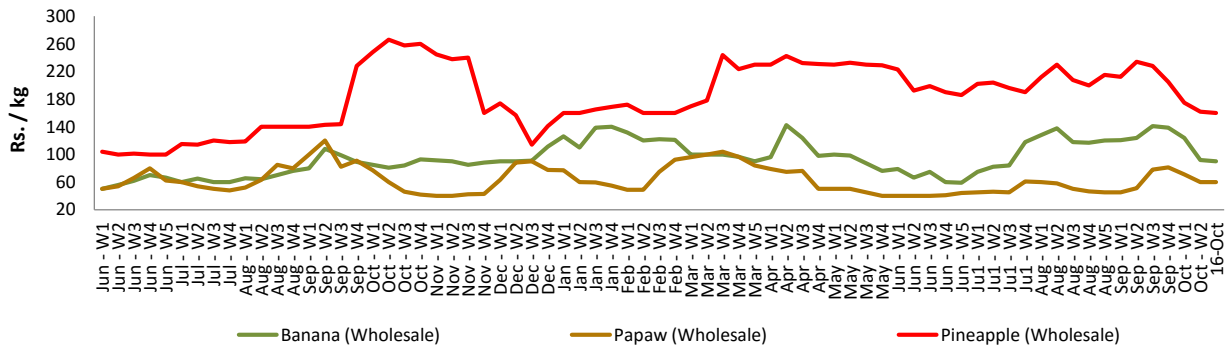
## Wholesale and Retail Prices of Selected Food Commodities - 2017/10/16

### Fruits

Item	Unit	Wholesale		Retail	
		Pettah			
		Previous 5 Days Average	Today	Previous 5 Days Average	Today
Banana (Sour)	Rs./Kg	92.00	90.00	120.00	120.00
Papaw	Rs./Kg	60.00	60.00	80.00	80.00
Pineapple	Rs./Kg	162.00	160.00	230.00	190.00

- Price increased by more than 5% compared to previous week average price.
- Price decreased by more than 5% compared to previous week average price.

### Wholesale - Pettah



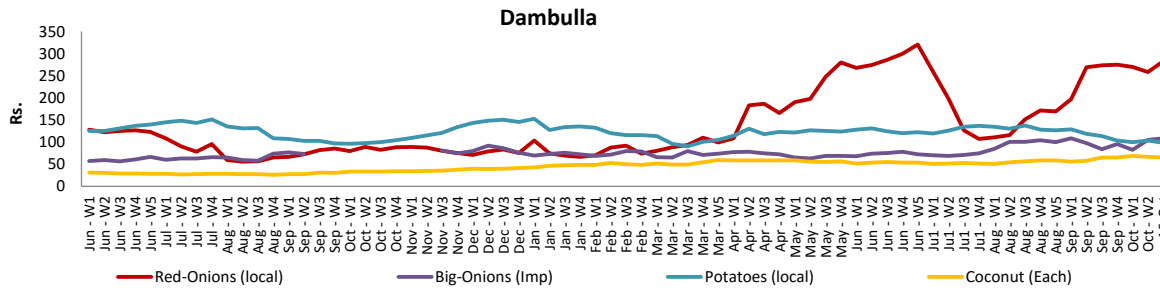
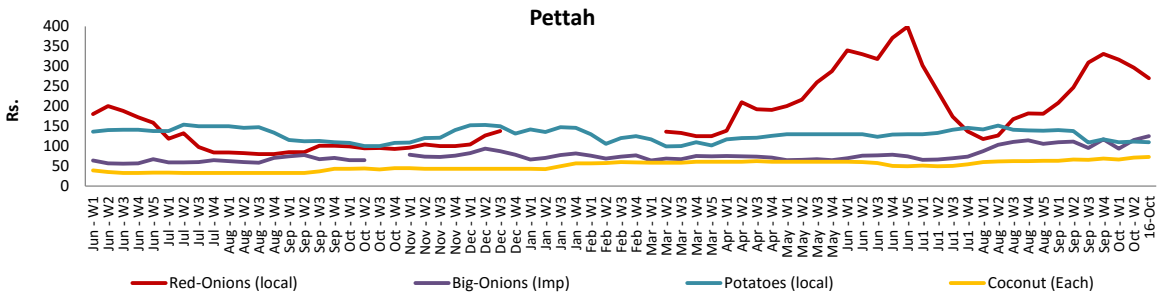
# Wholesale and Retail Prices of Selected Food Commodities - 2017/10/16

## Other

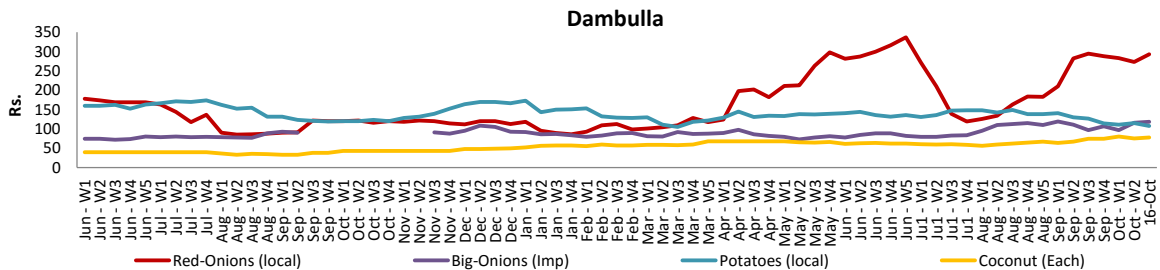
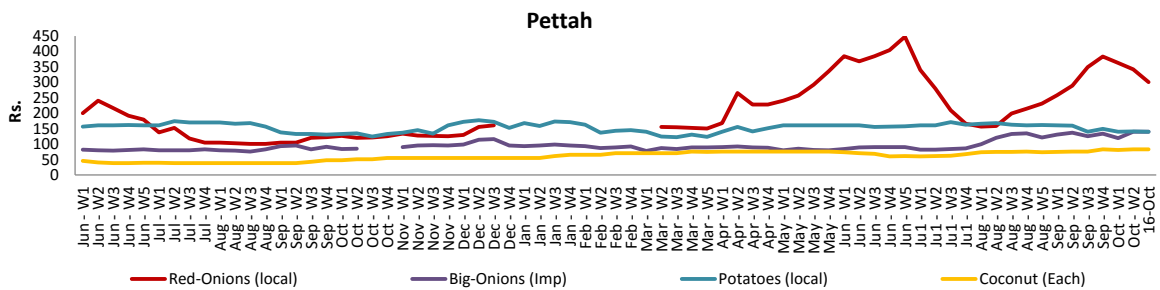
Item	Unit	Wholesale				Retail			
		Pettah		Dambulla		Pettah		Dambulla	
		Previous 5 Days Average	Today	Previous 5 Days Average	Today	Previous 5 Days Average	Today	Previous 5 Days Average	Today
Red-Onions (local)	Rs./Kg	297.00	270.00	258.00	283.00	342.00	300.00	273.00	293.00
Red-Onions (Imp)	Rs./Kg	262.00	250.00	108.00	n.a.	284.00	280.00	125.00	n.a.
Big-Onions (local)	Rs./Kg	107.00	110.00	95.00	93.00	134.00	130.00	108.00	103.00
Big-Onions (Imp)	Rs./Kg	116.00	125.00	105.00	108.00	140.00	140.00	116.00	118.00
Potatoes (local)	Rs./Kg	111.00	110.00	103.00	98.00	141.00	140.00	115.00	108.00
Potatoes (Imp)	Rs./Kg	83.00	85.00			103.00	105.00		
Dried Chillies (Imp)	Rs./Kg	209.00	210.00	194.00	195.00	250.00	250.00	206.00	208.00
Coconut	Rs./Nut	71.00	73.00	66.00	65.00	83.00	83.00	76.00	78.00
Coconut oil	Rs./Ltr	360.00	360.00			380.00	380.00		
Dhal	Rs./Kg	133.00	133.00			150.00	150.00		
Sugar	Rs./Kg	103.00	103.00			110.00	110.00		
Eggs	Rs./Each	9.00	9.00			10.00	10.00		
Katta	Rs./Kg	900.00	900.00			950.00	950.00		
Sprats	Rs./Kg	500.00	500.00			550.00	550.00		

- Price increased by more than 5% compared to previous week average price.
- Price decreased by more than 5% compared to previous week average price.

### Wholesale Prices



### Retail Prices



\* Prices of food commodities may vary due to quality and markets among other factors.