

Daily Price Report

A Summary of Price Developments - 13 October 2017



Vegetables

- Prices of most varieties of vegetables demonstrated mixed movements in both Pettah and Dambulla markets.



Rice

- No significant price movement was observed of rice compared with the previous week in both Pettah and Marandagamula markets.



Fruits

- Prices of most fruit varieties continued to decrease in Pettah market due to favourable supply.



Other

- Prices of Big Onions (Local) increased in both Pettah and Dambulla markets compared with the previous week.



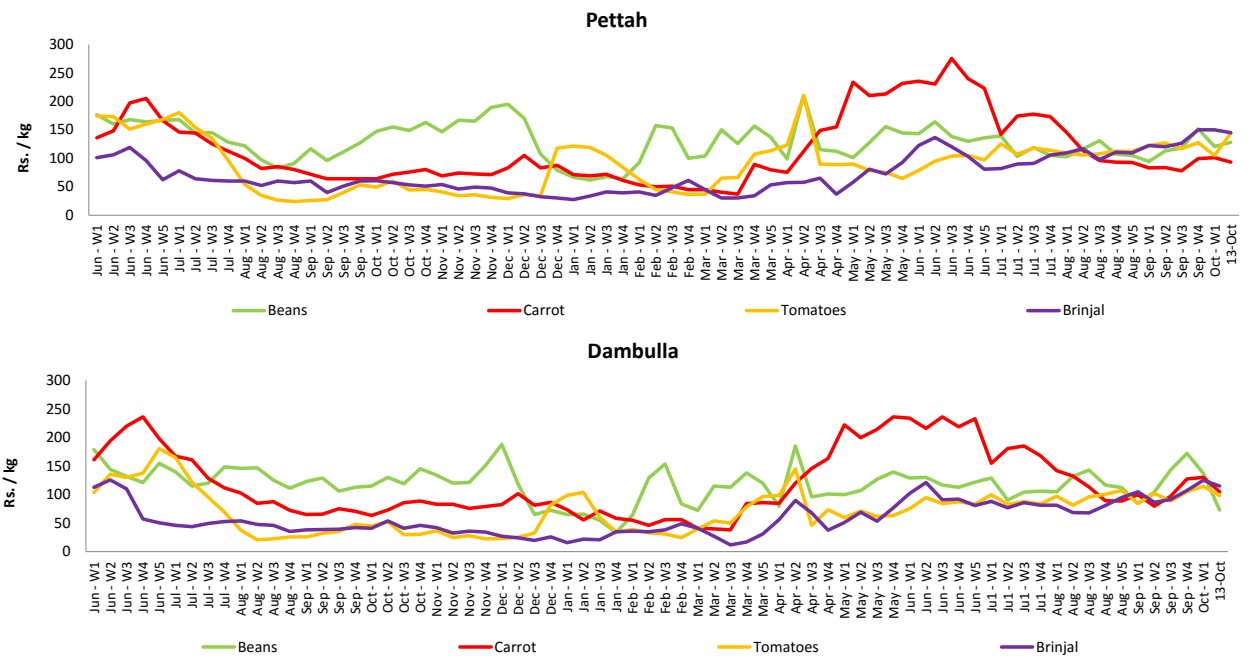
Wholesale and Retail Prices of Selected Food Commodities - 2017/10/13

Vegetables

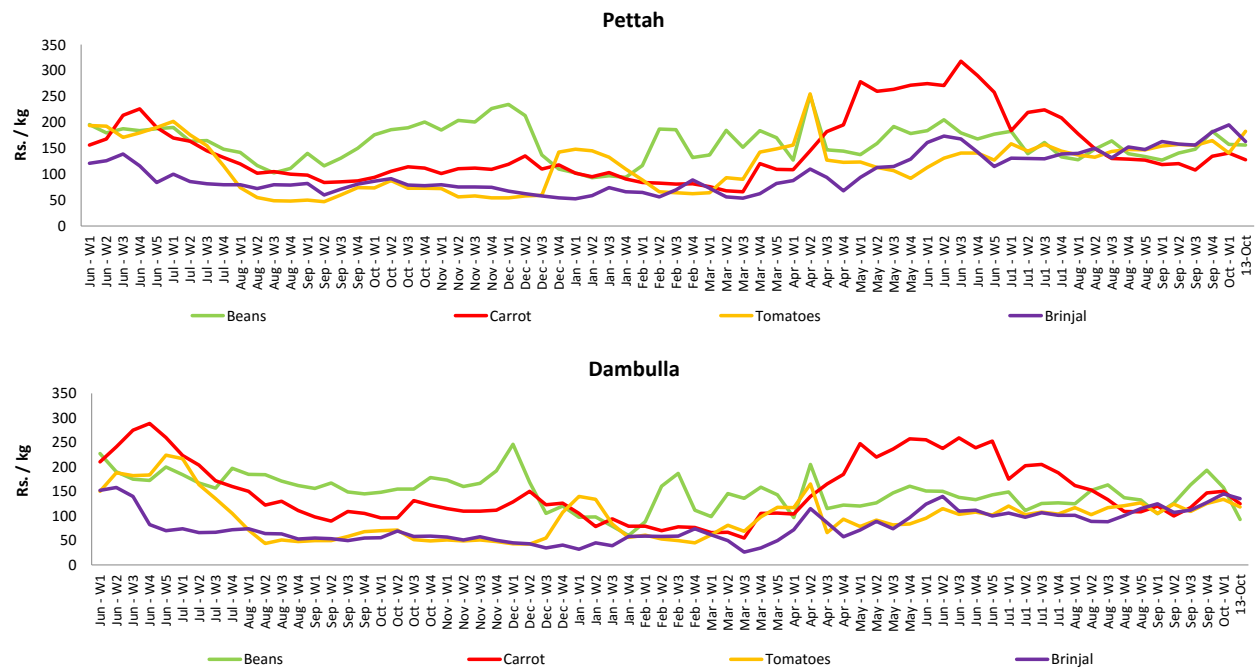
Item	Unit	Wholesale				Retail			
		Pettah		Dambulla		Pettah		Dambulla	
		Previous 5 Days Average	Today	Previous 5 Days Average	Today	Previous 5 Days Average	Today	Previous 5 Days Average	Today
Beans	Rs./Kg	101.00	128.00	82.00	73.00	136.00	156.00	102.00	93.00
Carrot	Rs./Kg	96.20	93.00	97.00	105.00	132.00	128.00	117.00	125.00
Cabbage	Rs./Kg	111.00	93.00	78.00	85.00	151.00	138.00	98.00	105.00
Tomatoes	Rs./Kg	110.00	144.00	110.00	98.00	146.00	183.00	131.00	118.00
Brinjal	Rs./Kg	135.00	145.00	119.00	115.00	170.00	163.00	140.00	135.00
Pumpkin	Rs./Kg	39.00	47.00	36.00	28.00	66.00	76.00	55.00	48.00
Snake gourd	Rs./Kg	90.00	98.00	69.00	78.00	126.00	130.00	88.00	98.00

- Price increased by more than 5% compared to previous week average price.
- Price decreased by more than 5% compared to previous week average price.

Wholesale Prices



Retail Prices



Wholesale and Retail Prices of Selected Food Commodities - 2017/10/13

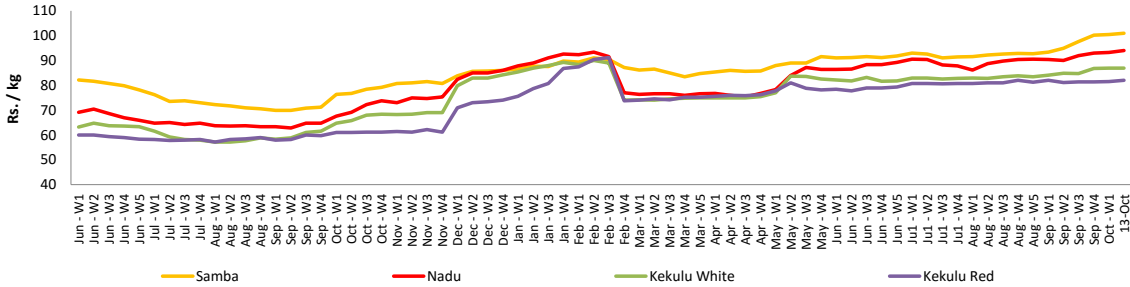
Rice

Item	Unit	Wholesale				Retail	
		Maradaghamula		Pettah		Pettah	
		Previous 5 Days Average	Today	Previous 5 Days Average	Today	Previous 5 Days Average	Today
Samba	Rs./Kg	101.00	101.00	103.00	103.00	108.00	108.00
Nadu	Rs./Kg	94.00	94.00	93.00	93.00	98.00	98.00
Kekulu White	Rs./Kg	87.00	87.00	88.00	88.00	95.00	95.00
Kekulu Red	Rs./Kg	81.00	82.00	82.00	84.00	90.00	90.00

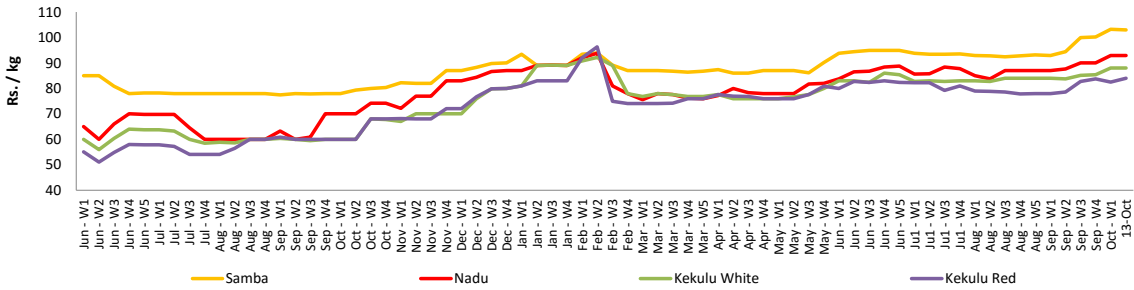
- Price increased by more than 5% compared to previous week average price.
- Price decreased by more than 5% compared to previous week average price.

Wholesale Prices

Marandaghamula

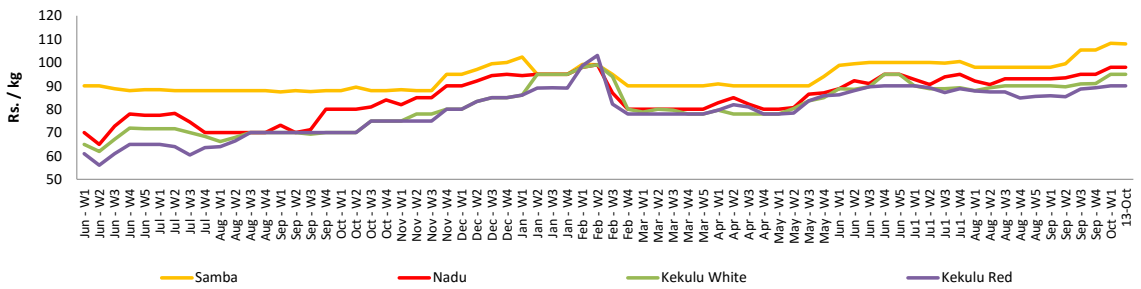


Pettah



Retail Prices

Pettah



Wholesale and Retail Prices of Selected Food Commodities - 2017/10/13

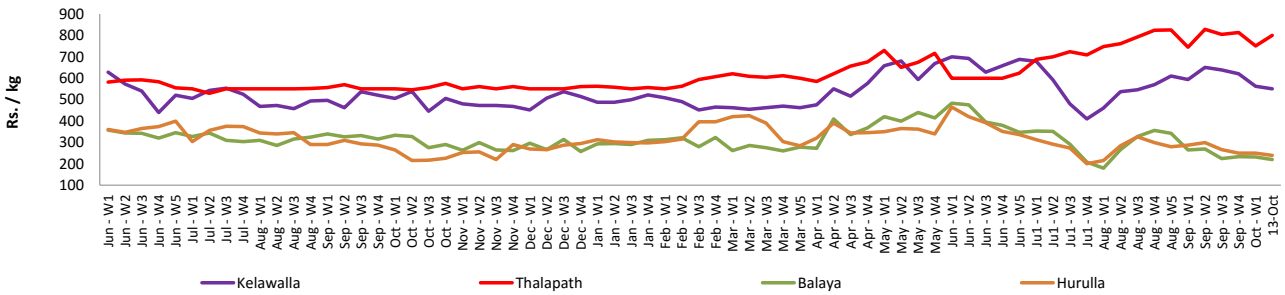
Fish

Item	Unit	Wholesale				Retail			
		Peliyagoda		Negombo		Peliyagoda		Negombo	
		Previous 5 Days Average	Today	Previous 5 Days Average	Today	Previous 5 Days Average	Today	Previous 5 Days Average	Today
Kelawalla	Rs./Kg	586.00	550.00	556.00	600.00	912.00	880.00	762.00	820.00
Thalapath	Rs./Kg	793.00	800.00	606.00	600.00	930.00	980.00	850.00	820.00
Balaya	Rs./Kg	238.00	220.00	176.00	200.00	338.00	320.00	318.00	350.00
Paraw	Rs./Kg	525.00	540.00	546.00	550.00	850.00	880.00	774.00	780.00
Salaya	Rs./Kg	130.00	100.00	100.00	80.00	192.00	160.00	172.00	150.00
Hurulla	Rs./Kg	244.00	240.00	196.00	170.00	348.00	340.00	274.00	230.00

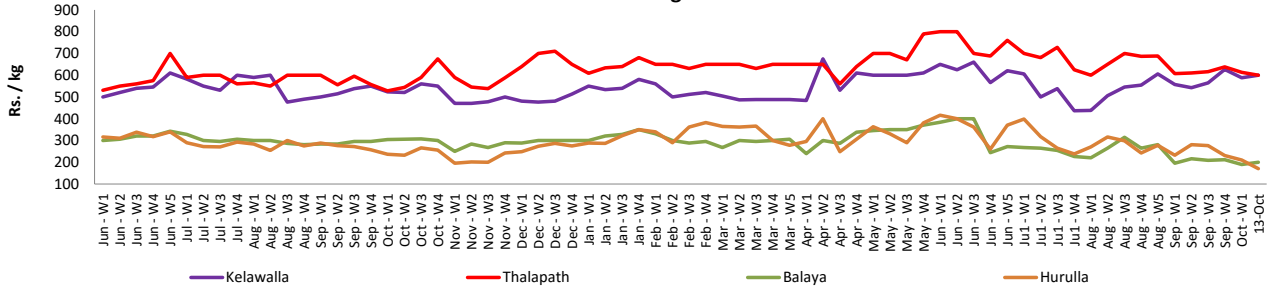
- Price increased by more than 5% compared to previous week average price.
- Price decreased by more than 5% compared to previous week average price.

Wholesale Prices

Peliyagoda

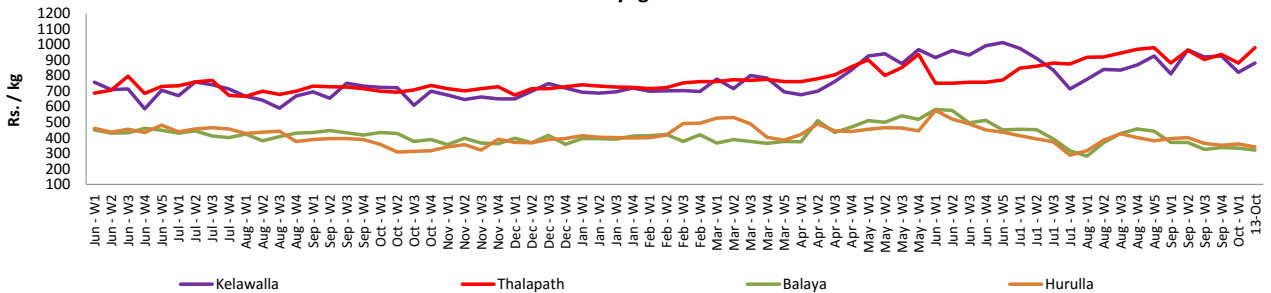


Negombo

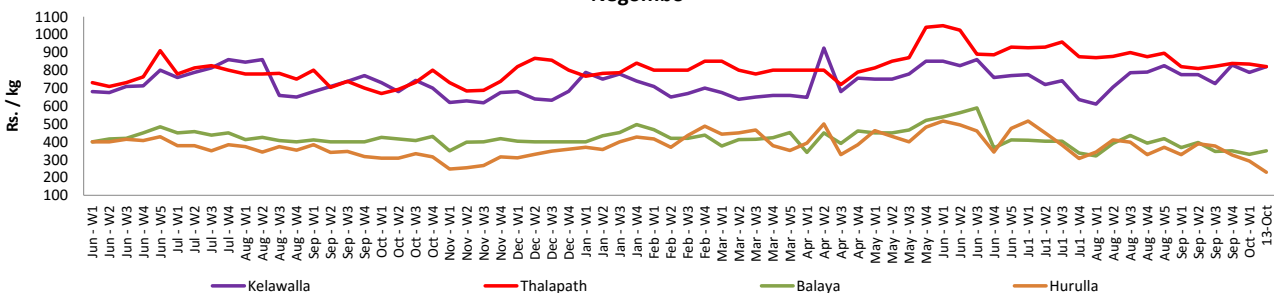


Retail Prices

Peliyagoda



Negombo



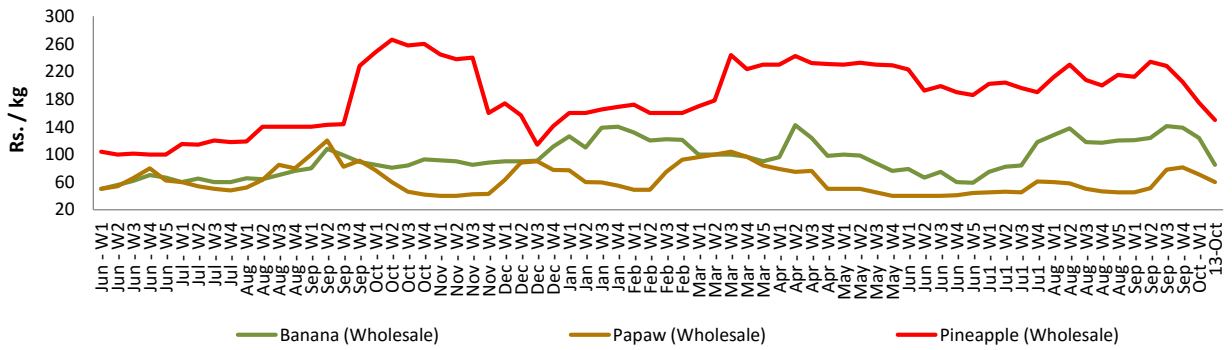
Wholesale and Retail Prices of Selected Food Commodities - 2017/10/13

Fruits

Item	Unit	Wholesale		Retail	
		Pettah			
		Previous 5 Days Average	Today	Previous 5 Days Average	Today
Banana (Sour)	Rs./Kg	99.00	85.00	124.00	120.00
Papaw	Rs./Kg	62.00	60.00	82.00	80.00
Pineapple	Rs./Kg	164.00	150.00	240.00	200.00

- Price increased by more than 5% compared to previous week average price.
- Price decreased by more than 5% compared to previous week average price.

Wholesale - Pettah



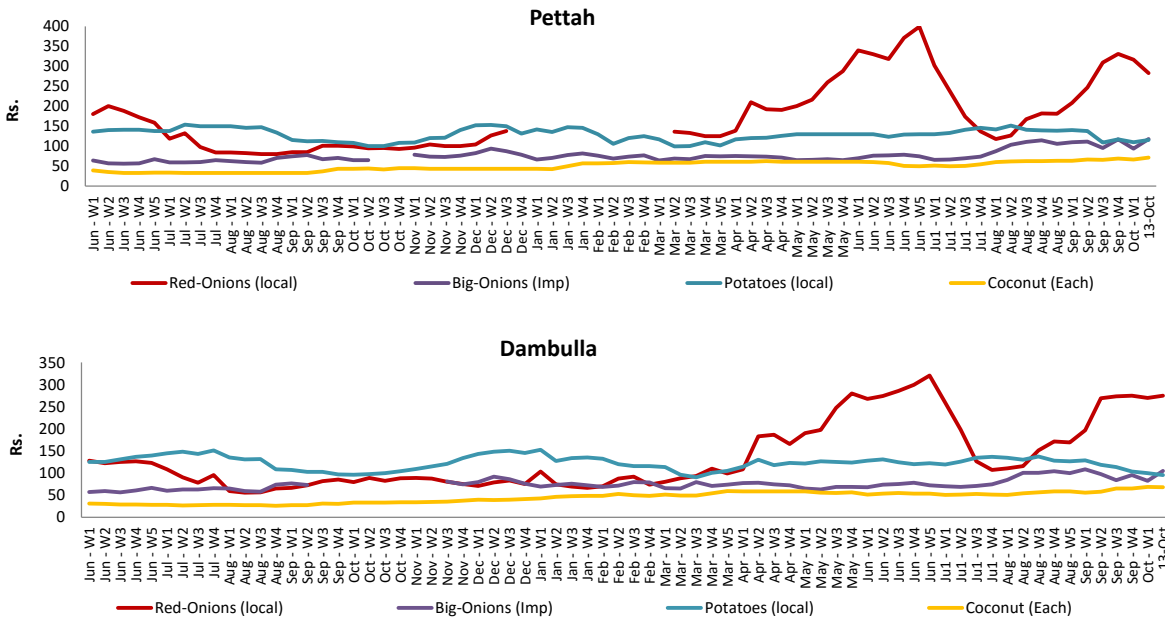
Wholesale and Retail Prices of Selected Food Commodities - 2017/10/13

Other

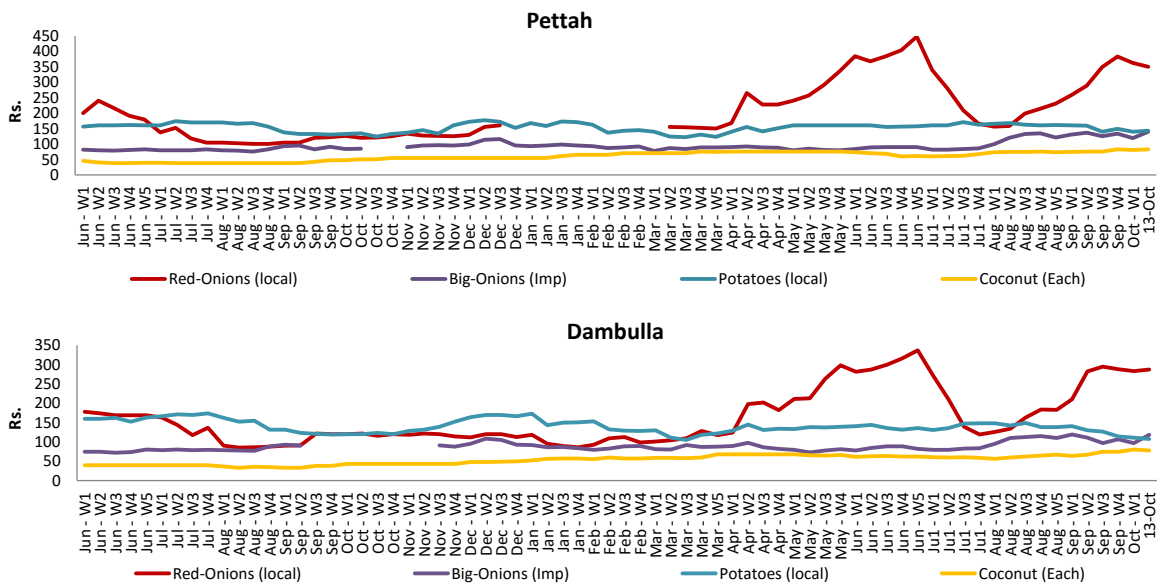
Item	Unit	Wholesale				Retail			
		Pettah		Dambulla		Pettah		Dambulla	
		Previous 5 Days Average	Today	Previous 5 Days Average	Today	Previous 5 Days Average	Today	Previous 5 Days Average	Today
Red-Onions (local)	Rs./Kg	301.00	283.00	260.00	275.00	346.00	350.00	275.00	287.00
Red-Onions (Imp)	Rs./Kg	263.00	260.00	108.00	n.a.	285.00	280.00	125.00	n.a.
Big-Onions (local)	Rs./Kg	98.00	117.00	89.00	95.00	126.00	140.00	102.00	108.00
Big-Onions (Imp)	Rs./Kg	111.00	118.00	101.00	105.00	136.00	140.00	112.00	118.00
Potatoes (local)	Rs./Kg	110.00	115.00	103.00	95.00	140.00	143.00	115.00	108.00
Potatoes (Imp)	Rs./Kg	88.00	90.00			110.00	110.00		
Dried Chillies (Imp)	Rs./Kg	210.00	205.00	194.00	195.00	249.00	250.00	207.00	208.00
Coconut	Rs./Nut	71.00	71.00	67.00	68.00	83.00	83.00	77.00	78.00
Coconut oil	Rs./Ltr	356.00	360.00			376.00	380.00		
Dhal	Rs./Kg	133.00	132.00			150.00	148.00		
Sugar	Rs./Kg	103.00	103.00			110.00	110.00		
Eggs	Rs./Each	9.00	9.00			10.20	10.00		
Katta	Rs./Kg	900.00	900.00			950.00	950.00		
Sprats	Rs./Kg	500.00	500.00			550.00	550.00		

- Price increased by more than 5% compared to previous week average price.
- Price decreased by more than 5% compared to previous week average price.

Wholesale Prices



Retail Prices



* Prices of food commodities may vary due to quality and markets among other factors.