

## A Summary of Price Developments (From 03 October 2017 to 11 October 2017)



### Vegetables

- Prices of most varieties of vegetables decreased in both Pettah and Dambulla markets due to favourable supply.



### Rice

- No significant price movement was observed of rice compared with the previous week in both Pettah and Marandagahamula markets.



### Fruits

- Prices of most fruit varieties continued to decrease in Pettah market due to favourable supply.



### Other

- Prices of Big Onions (Imported) increased in both Pettah and Dambulla markets.

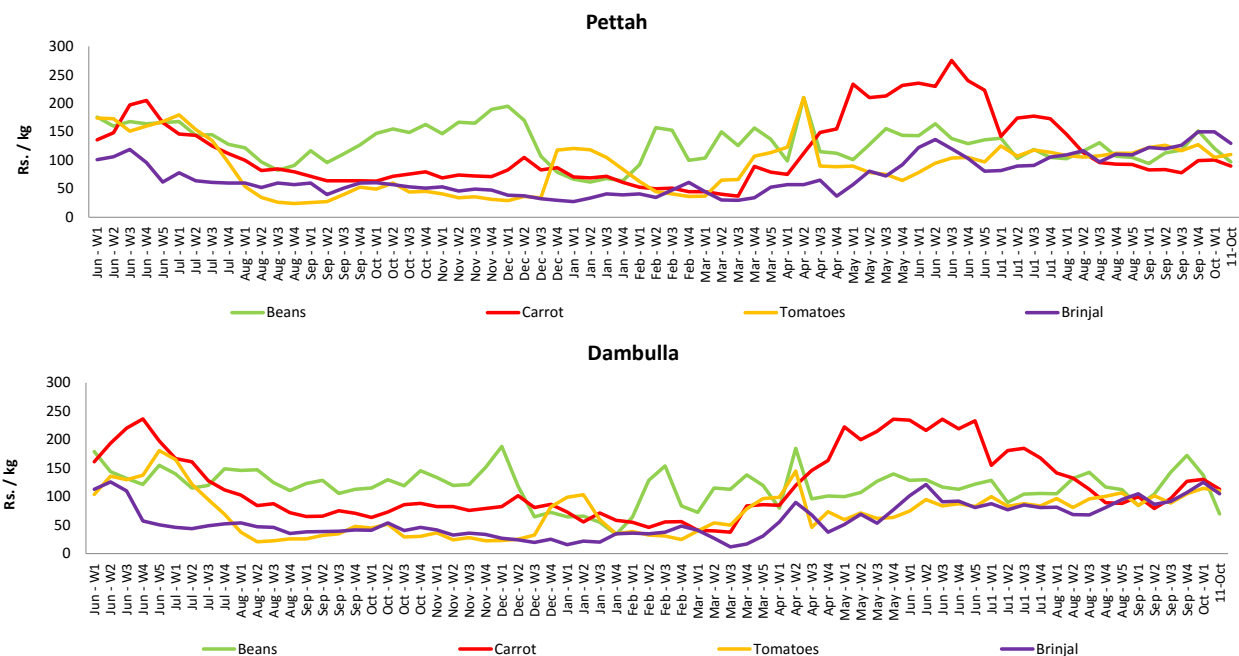
# Wholesale and Retail Prices of Selected Food Commodities - 2017/10/11

## Vegetables

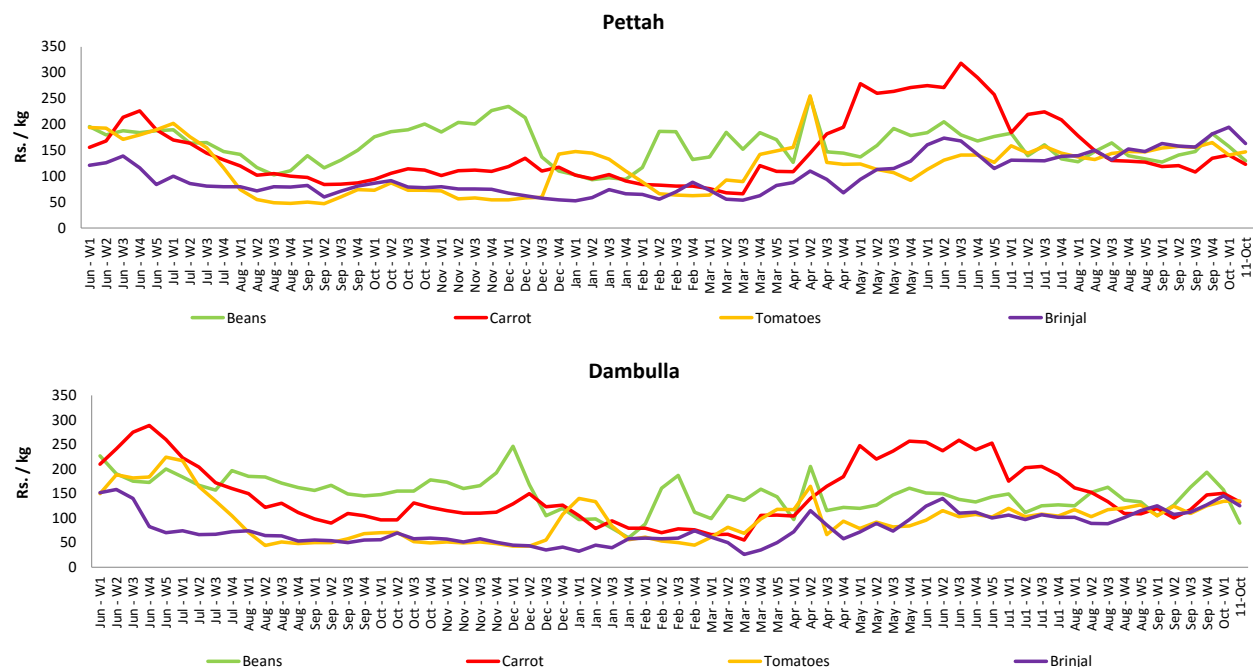
Item	Unit	Wholesale				Retail			
		Pettah		Dambulla		Pettah		Dambulla	
		Previous 5 Days Average	Today	Previous 5 Days Average	Today	Previous 5 Days Average	Today	Previous 5 Days Average	Today
Beans	Rs./Kg	113.00	97.00	113.00	70.00	149.00	130.00	133.00	90.00
Carrot	Rs./Kg	100.00	90.00	111.00	113.00	138.00	123.00	131.00	133.00
Cabbage	Rs./Kg	104.00	113.00	81.00	85.00	143.00	153.00	101.00	105.00
Tomatoes	Rs./Kg	107.00	110.00	112.00	110.00	143.00	147.00	132.00	135.00
Brinjal	Rs./Kg	144.00	130.00	126.00	105.00	185.00	163.00	147.00	125.00
Pumpkin	Rs./Kg	41.00	39.00	34.00	38.00	66.00	67.00	54.00	55.00
Snake gourd	Rs./Kg	92.00	93.00	73.00	68.00	129.00	127.00	93.00	85.00

- Price increased by more than 5% compared to previous week average price.
- Price decreased by more than 5% compared to previous week average price.

### Wholesale Prices



### Retail Prices



# Wholesale and Retail Prices of Selected Food Commodities - 2017/10/11

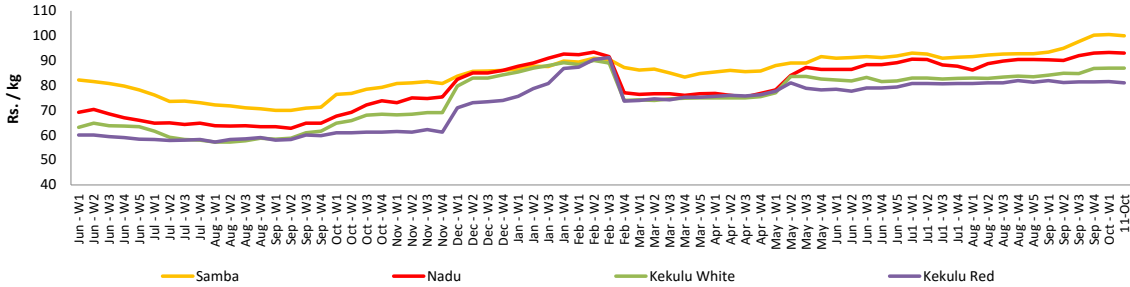
## Rice

Item	Unit	Wholesale				Retail	
		Maradaghamula		Pettah		Pettah	
		Previous 5 Days Average	Today	Previous 5 Days Average	Today	Previous 5 Days Average	Today
Samba	Rs./Kg	101.00	100.00	103.00	103.00	108.00	108.00
Nadu	Rs./Kg	94.00	93.00	93.00	93.00	98.00	98.00
Kekulu White	Rs./Kg	87.00	87.00	88.00	88.00	95.00	95.00
Kekulu Red	Rs./Kg	81.00	81.00	82.00	82.00	90.00	90.00

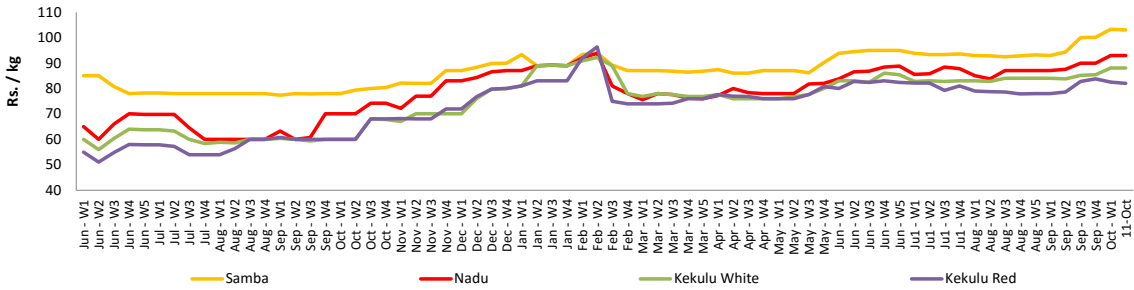
- Price increased by more than 5% compared to previous week average price.
- Price decreased by more than 5% compared to previous week average price.

### Wholesale Prices

#### Marandaghamula

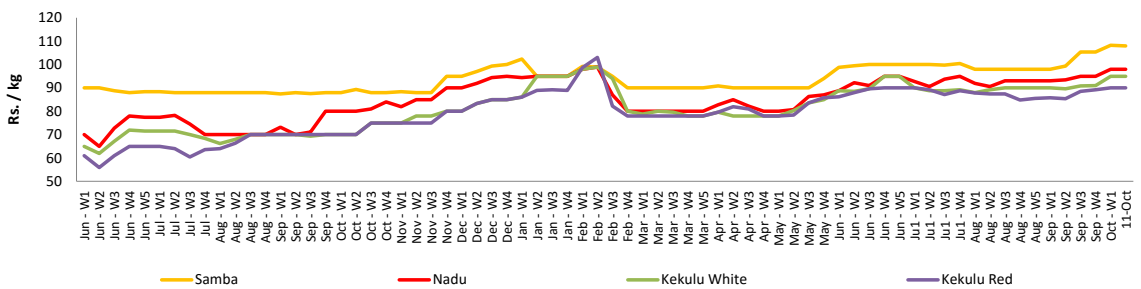


#### Pettah



### Retail Prices

#### Pettah



# Wholesale and Retail Prices of Selected Food Commodities - 2017/10/11

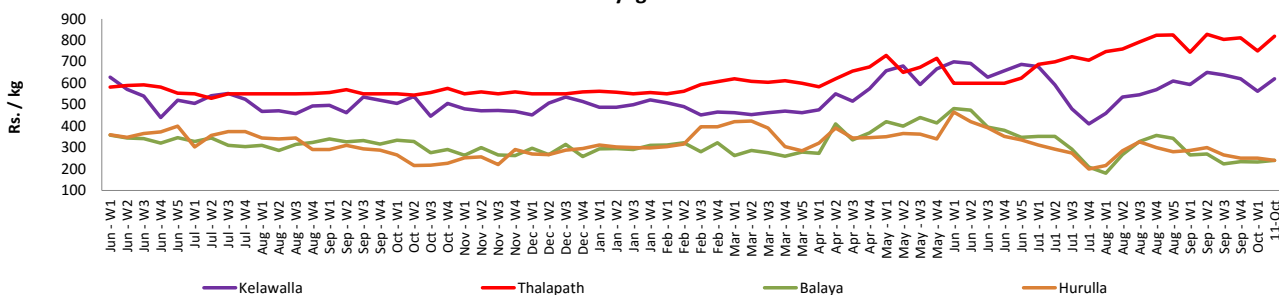
## Fish

Item	Unit	Wholesale				Retail			
		Peliyagoda		Negombo		Peliyagoda		Negombo	
		Previous 5 Days Average	Today	Previous 5 Days Average	Today	Previous 5 Days Average	Today	Previous 5 Days Average	Today
Kelawalla	Rs./Kg	572.00	620.00	566.00	540.00	868.00	940.00	768.00	750.00
Thalapath	Rs./Kg	770.00	820.00	606.00	600.00	904.00	960.00	838.00	850.00
Balaya	Rs./Kg	234.00	240.00	178.00	180.00	334.00	340.00	314.00	320.00
Paraw	Rs./Kg	523.00	550.00	538.00	550.00	843.00	900.00	762.00	780.00
Salaya	Rs./Kg	132.00	140.00	96.00	110.00	196.00	200.00	164.00	180.00
Hurulla	Rs./Kg	252.00	240.00	200.00	200.00	360.00	340.00	282.00	280.00

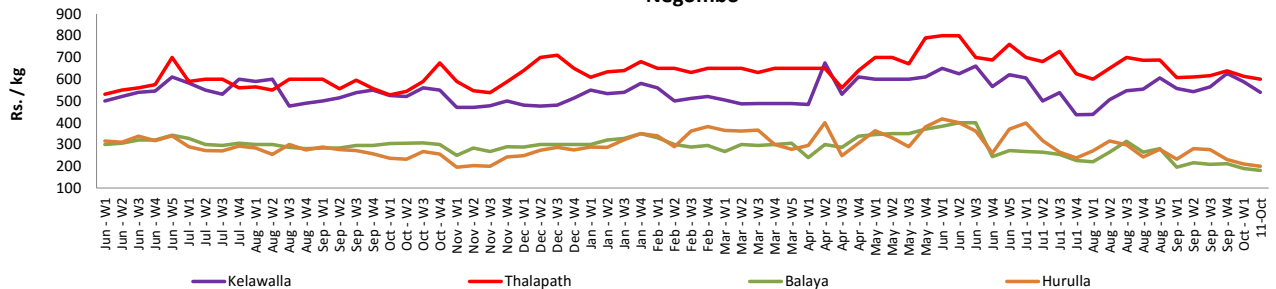
- Price increased by more than 5% compared to previous week average price.
- Price decreased by more than 5% compared to previous week average price.

### Wholesale Prices

#### Peliyagoda

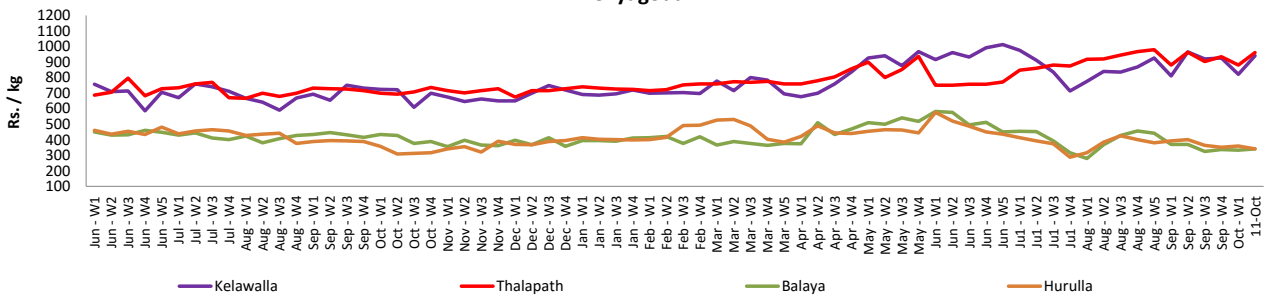


#### Negombo

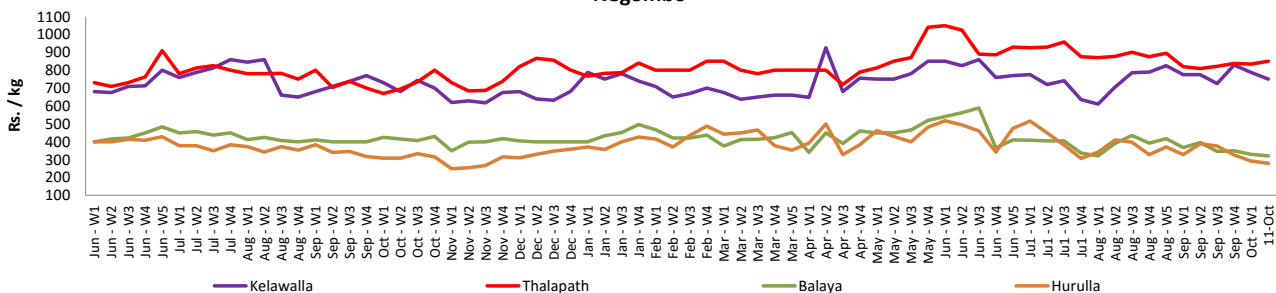


### Retail Prices

#### Peliyagoda



#### Negombo



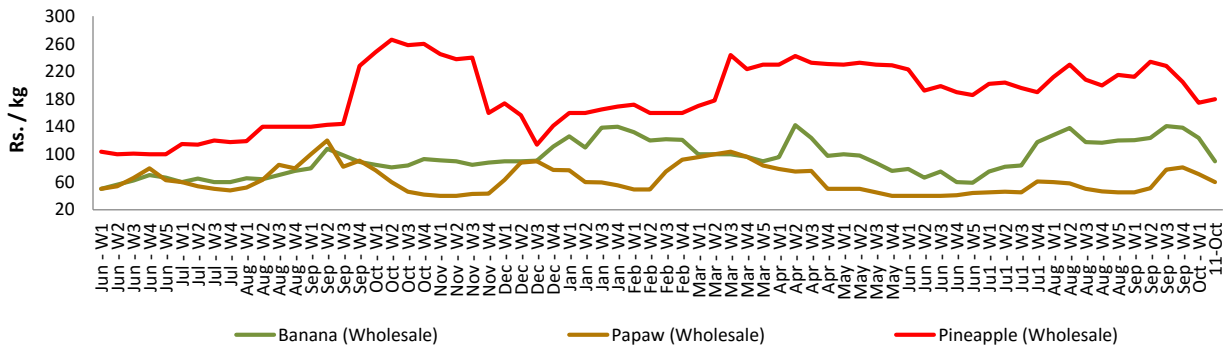
# Wholesale and Retail Prices of Selected Food Commodities - 2017/10/11

## Fruits

Item	Unit	Wholesale		Retail	
		Pettah			
		Previous 5 Days Average	Today	Previous 5 Days Average	Today
Banana (Sour)	Rs./Kg	109.00	90.00	131.00	120.00
Papaw	Rs./Kg	66.00	60.00	87.00	80.00
Pineapple	Rs./Kg	176.00	180.00	258.00	250.00

- Price increased by more than 5% compared to previous week average price.
- Price decreased by more than 5% compared to previous week average price.

Wholesale - Pettah



# Wholesale and Retail Prices of Selected Food Commodities - 2017/10/11

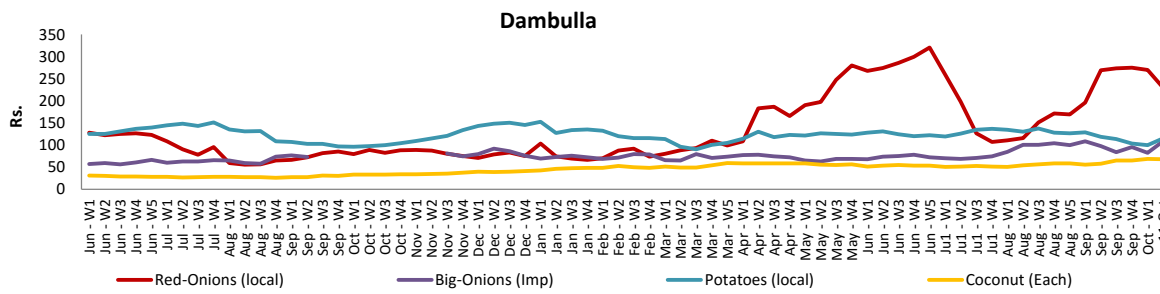
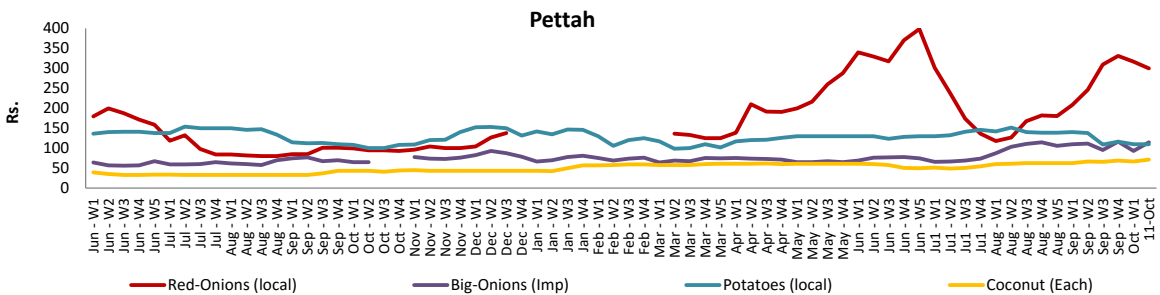
## Other

Item	Unit	Wholesale				Retail			
		Pettah		Dambulla		Pettah		Dambulla	
		Previous 5 Days Average	Today	Previous 5 Days Average	Today	Previous 5 Days Average	Today	Previous 5 Days Average	Today
Red-Onions (local)	Rs./Kg	309.00	300.00	267.00	230.00	354.00	340.00	279.00	255.00
Red-Onions (Imp)	Rs./Kg	265.00	260.00	n.a.	108.00	290.00	280.00	n.a.	125.00
Big-Onions (local)	Rs./Kg	88.00	88.00	70.00	105.00	114.00	120.00	83.00	123.00
Big-Onions (Imp)	Rs./Kg	101.00	115.00	89.00	108.00	127.00	140.00	102.00	118.00
Potatoes (local)	Rs./Kg	110.00	110.00	100.00	115.00	140.00	140.00	110.00	135.00
Potatoes (Imp)	Rs./Kg	88.00	80.00			109.00	100.00		
Dried Chillies (Imp)	Rs./Kg	210.00	210.00	188.00	208.00	249.00	250.00	201.00	218.00
Coconut	Rs./Nut	68.00	71.00	67.00	68.00	82.00	83.00	78.00	75.00
Coconut oil	Rs./Ltr	348.00	360.00			368.00	380.00		
Dhal	Rs./Kg	133.00	133.00			150.00	150.00		
Sugar	Rs./Kg	103.00	103.00			110.00	110.00		
Eggs	Rs./Each	9.00	9.00			10.20	10.00		
Katta	Rs./Kg	900.00	900.00			950.00	950.00		
Sprats	Rs./Kg	500.00	500.00			550.00	550.00		

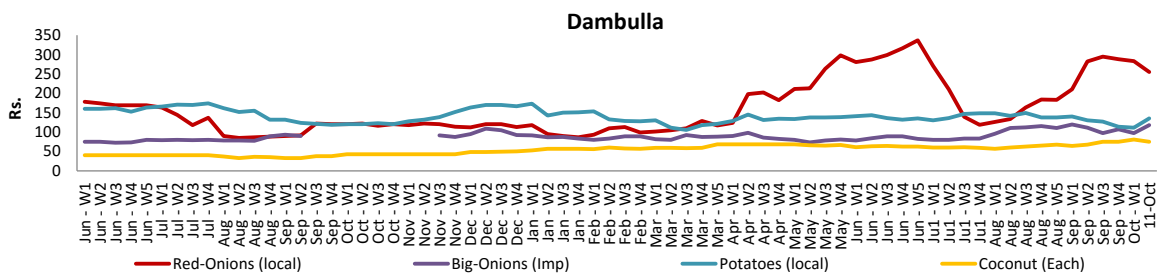
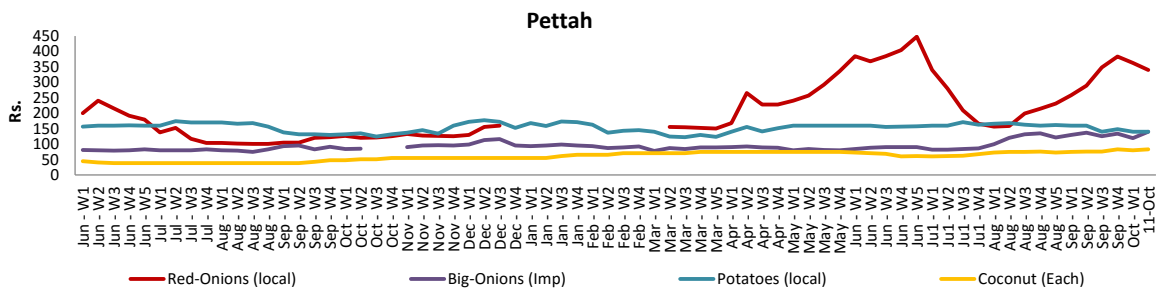
Price increased by more than 5% compared to previous week average price.

Price decreased by more than 5% compared to previous week average price.

### Wholesale Prices



### Retail Prices



\* Prices of food commodities may vary due to quality and markets among other factors.