

## A Summary of Price Developments (From 02 October 2017 to 10 October 2017)



### Vegetables

- Prices of most varieties of vegetables decreased in both Pettah and Dambulla markets due to favourable supply.



### Rice

- No significant price movement was observed of rice compared with the previous week in both Pettah and Marandagahamula markets.



### Fruits

- Prices of most fruit varieties continued to decrease in Pettah market due to favourable supply.



### Other

- Prices of Big Onions (Local and Imported) increased in both Pettah and Dambulla markets.

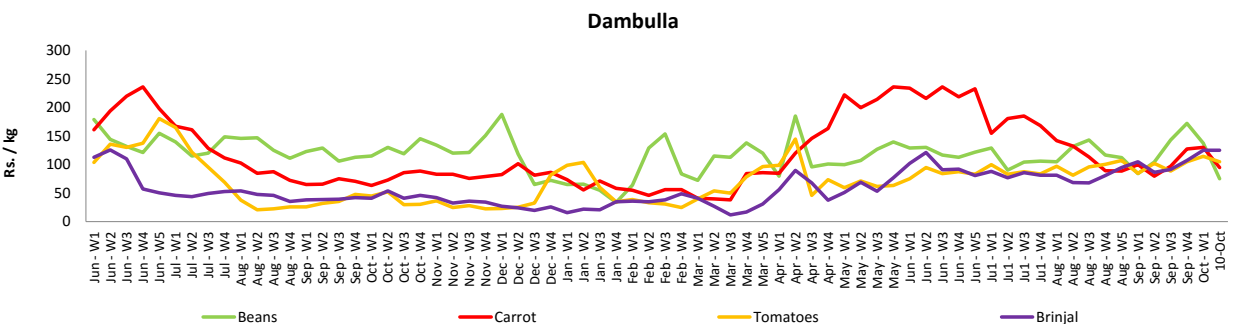
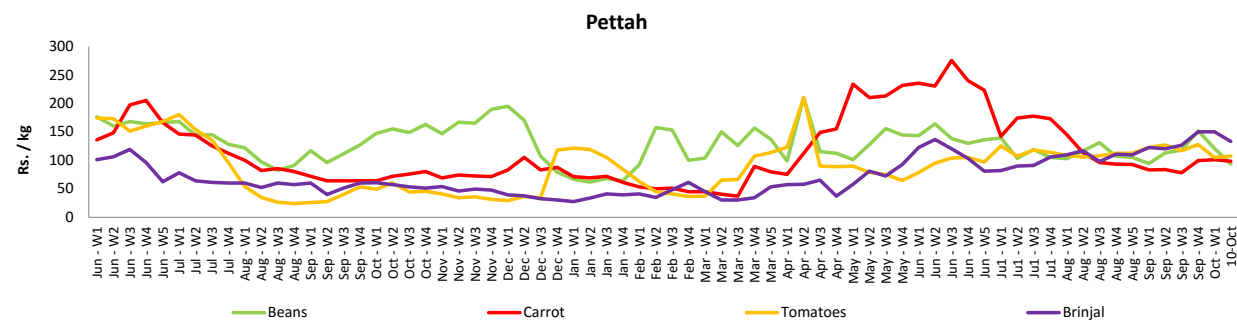
# Wholesale and Retail Prices of Selected Food Commodities - 2017/10/10

## Vegetables

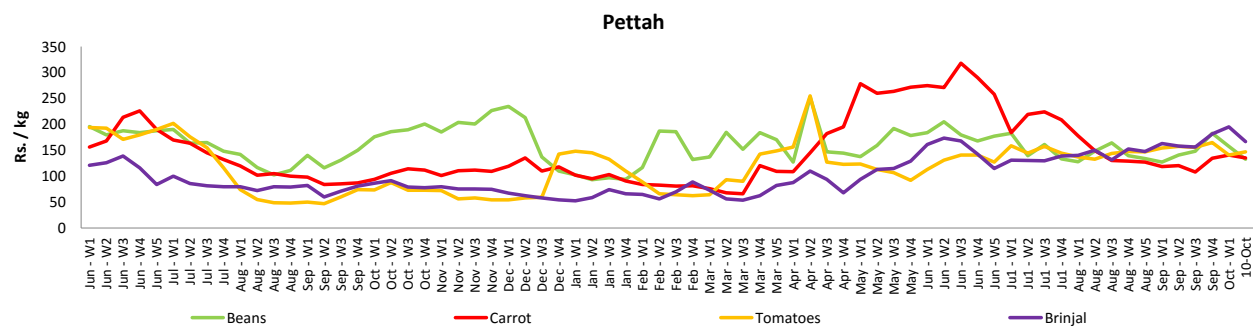
Item	Unit	Wholesale				Retail			
		Pettah		Dambulla		Pettah		Dambulla	
		Previous 5 Days Average	Today	Previous 5 Days Average	Today	Previous 5 Days Average	Today	Previous 5 Days Average	Today
Beans	Rs./Kg	121.00	93.00	125.00	75.00	157.00	133.00	145.00	95.00
Carrot	Rs./Kg	101.00	98.00	116.00	95.00	139.00	135.00	136.00	115.00
Cabbage	Rs./Kg	98.00	113.00	77.00	83.00	138.00	157.00	97.00	103.00
Tomatoes	Rs./Kg	108.00	107.00	115.00	105.00	143.00	147.00	134.00	125.00
Brinjal	Rs./Kg	148.00	133.00	125.00	125.00	190.00	167.00	146.00	145.00
Pumpkin	Rs./Kg	41.00	40.00	36.00	33.00	67.00	70.00	56.00	53.00
Snake gourd	Rs./Kg	94.00	90.00	74.00	68.00	131.00	123.00	94.00	88.00

- Price increased by more than 5% compared to previous week average price.
- Price decreased by more than 5% compared to previous week average price.

### Wholesale Prices



### Retail Prices



# Wholesale and Retail Prices of Selected Food Commodities - 2017/10/10

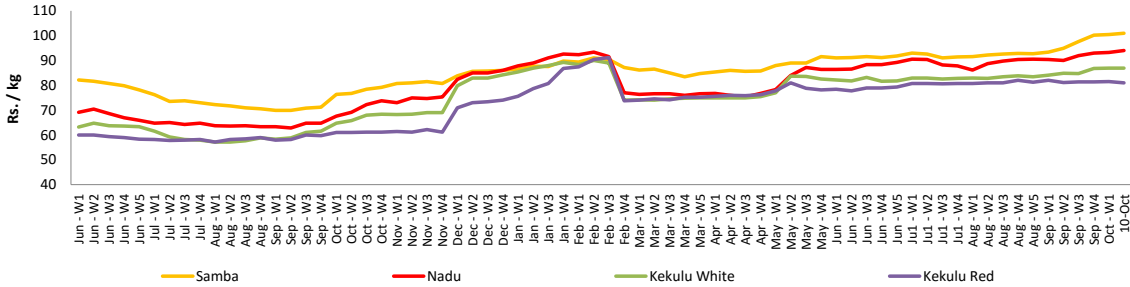
## Rice

Item	Unit	Wholesale				Retail	
		Maradaghamula		Pettah		Pettah	
		Previous 5 Days Average	Today	Previous 5 Days Average	Today	Previous 5 Days Average	Today
Samba	Rs./Kg	101.00	101.00	103.00	103.00	108.00	108.00
Nadu	Rs./Kg	93.00	94.00	93.00	93.00	98.00	98.00
Kekulu White	Rs./Kg	87.00	87.00	88.00	88.00	95.00	95.00
Kekulu Red	Rs./Kg	81.00	81.00	82.00	82.00	90.00	90.00

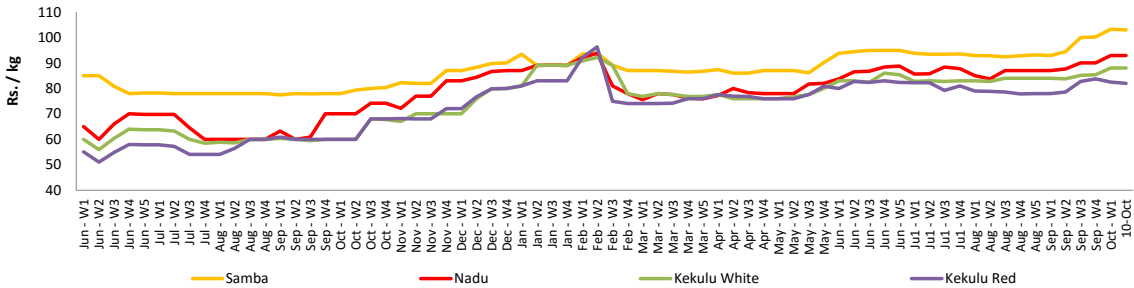
- Price increased by more than 5% compared to previous week average price.
- Price decreased by more than 5% compared to previous week average price.

### Wholesale Prices

#### Marandaghamula

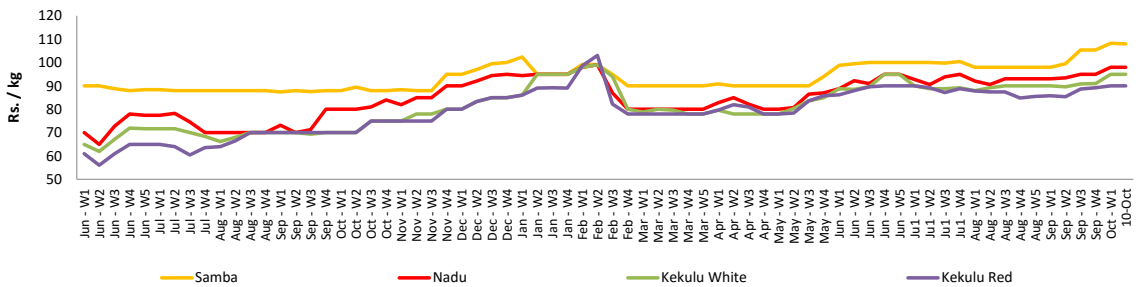


#### Pettah



### Retail Prices

#### Pettah



# Wholesale and Retail Prices of Selected Food Commodities - 2017/10/10

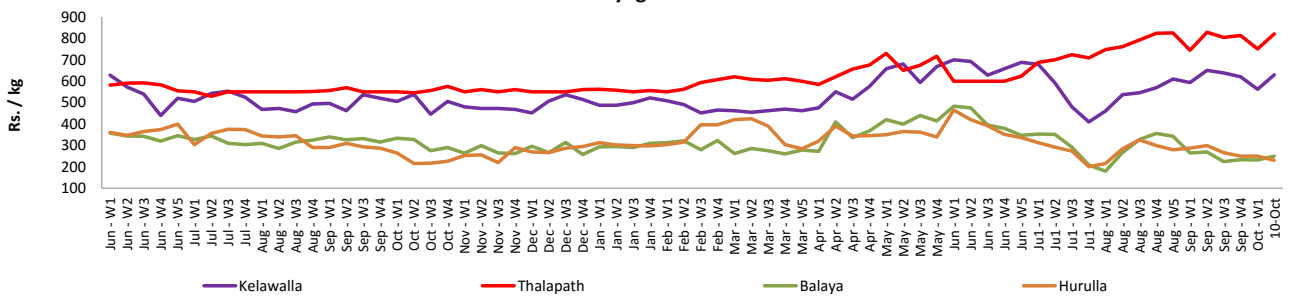
## Fish

Item	Unit	Wholesale				Retail			
		Peliyagoda		Negombo		Peliyagoda		Negombo	
		Previous 5 Days Average	Today	Previous 5 Days Average	Today	Previous 5 Days Average	Today	Previous 5 Days Average	Today
Kelawalla	Rs./Kg	566.00	630.00	586.00	540.00	848.00	980.00	786.00	750.00
Thalapath	Rs./Kg	756.00	820.00	616.00	600.00	888.00	960.00	838.00	850.00
Balaya	Rs./Kg	234.00	250.00	186.00	180.00	334.00	350.00	324.00	320.00
Paraw	Rs./Kg	530.00	n.a.	534.00	550.00	853.00	n.a.	756.00	780.00
Salaya	Rs./Kg	128.00	140.00	98.00	110.00	192.00	200.00	164.00	180.00
Hurulla	Rs./Kg	256.00	230.00	208.00	200.00	364.00	340.00	290.00	280.00

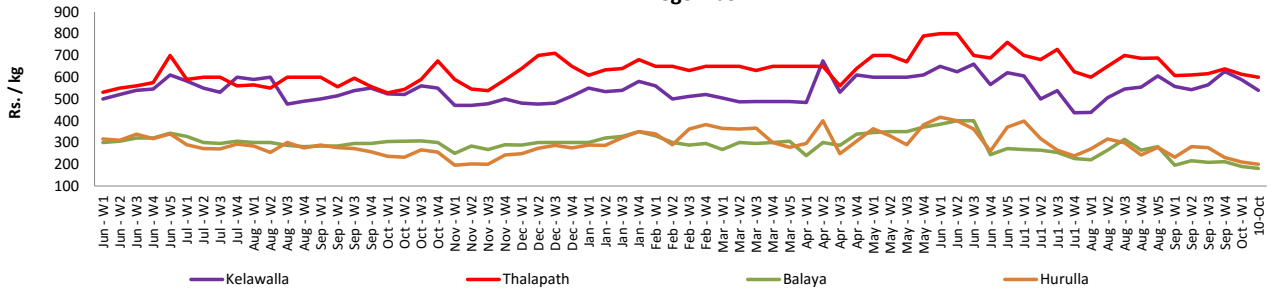
- Price increased by more than 5% compared to previous week average price.
- Price decreased by more than 5% compared to previous week average price.

### Wholesale Prices

#### Peliyagoda

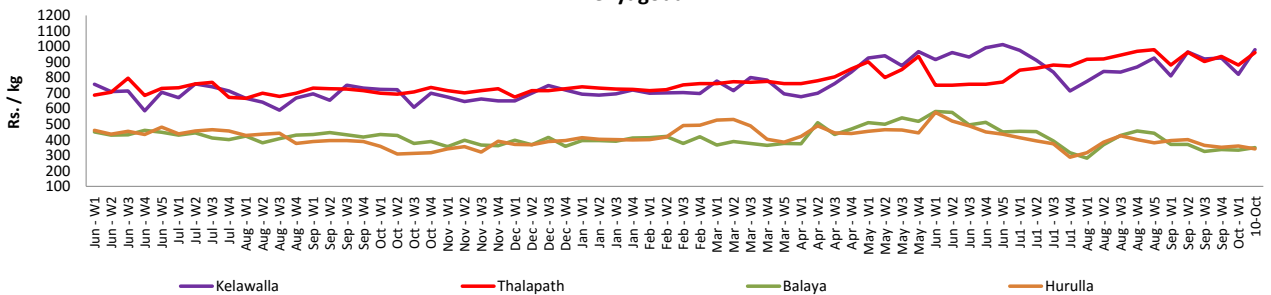


#### Negombo

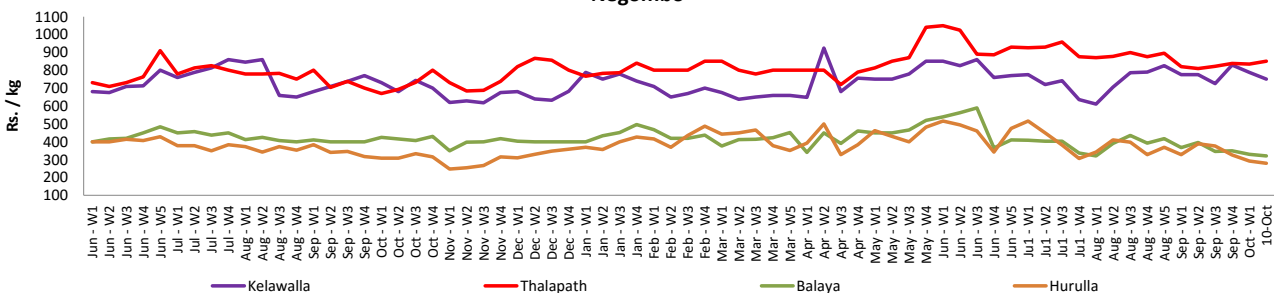


### Retail Prices

#### Peliyagoda



#### Negombo



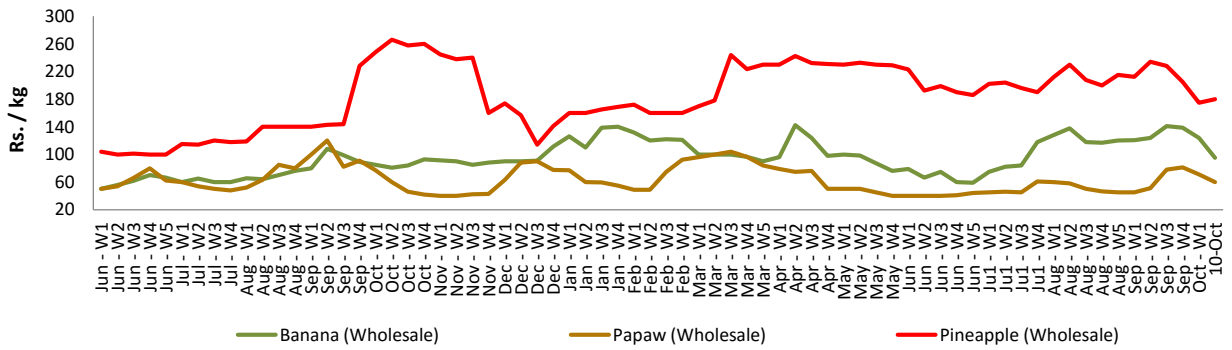
# Wholesale and Retail Prices of Selected Food Commodities - 2017/10/10

## Fruits

Item	Unit	Wholesale		Retail	
		Pettah			
		Previous 5 Days Average	Today	Previous 5 Days Average	Today
Banana (Sour)	Rs./Kg	118.00	95.00	143.00	120.00
Papaw	Rs./Kg	69.00	60.00	91.00	80.00
Pineapple	Rs./Kg	176.00	180.00	261.00	250.00

- Price increased by more than 5% compared to previous week average price.
- Price decreased by more than 5% compared to previous week average price.

Wholesale - Pettah



# Wholesale and Retail Prices of Selected Food Commodities - 2017/10/10

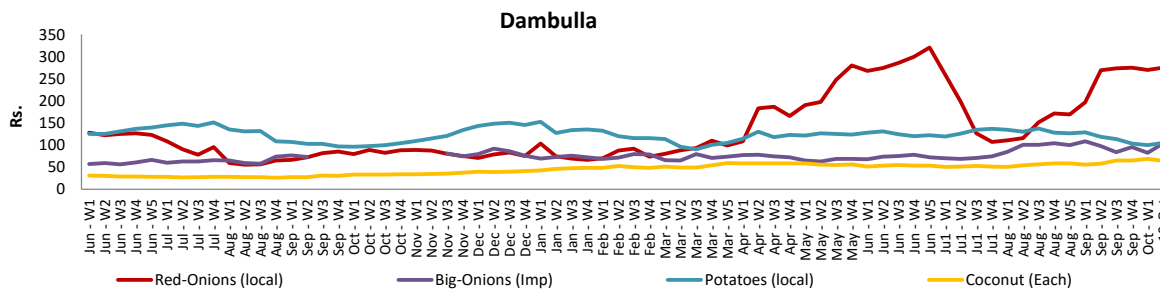
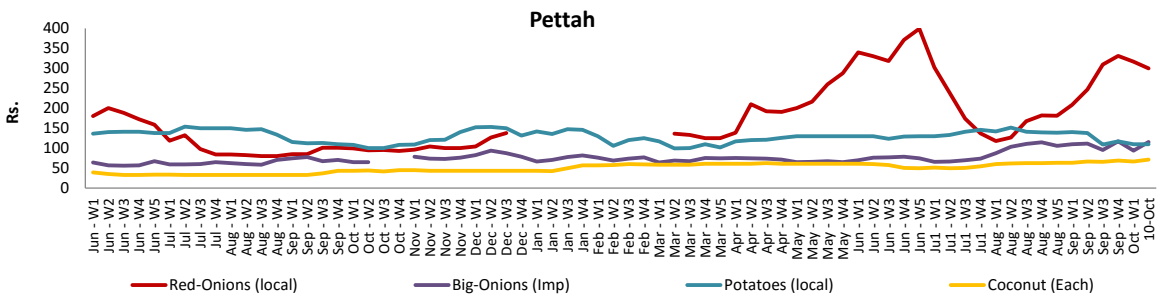
## Other

Item	Unit	Wholesale				Retail			
		Pettah		Dambulla		Pettah		Dambulla	
		Previous 5 Days Average	Today	Previous 5 Days Average	Today	Previous 5 Days Average	Today	Previous 5 Days Average	Today
Red-Onions (local)	Rs./Kg	313.00	300.00	267.00	275.00	358.00	340.00	280.00	285.00
Red-Onions (Imp)	Rs./Kg	270.00	260.00	n.a.	n.a.	300.00	280.00	n.a.	n.a.
Big-Onions (local)	Rs./Kg	87.00	90.00	64.00	95.00	110.00	120.00	77.00	108.00
Big-Onions (Imp)	Rs./Kg	98.00	115.00	85.00	103.00	123.00	140.00	99.00	113.00
Potatoes (local)	Rs./Kg	110.00	110.00	100.00	105.00	140.00	140.00	110.00	118.00
Potatoes (Imp)	Rs./Kg	88.00	80.00			109.00	100.00		
Dried Chillies (Imp)	Rs./Kg	210.00	210.00	184.00	195.00	249.00	250.00	197.00	208.00
Coconut	Rs./Nut	67.00	71.00	67.00	64.00	81.00	83.00	79.00	74.00
Coconut oil	Rs./Ltr	344.00	360.00			364.00	380.00		
Dhal	Rs./Kg	133.00	133.00			150.00	150.00		
Sugar	Rs./Kg	103.00	103.00			110.00	110.00		
Eggs	Rs./Each	9.00	9.00			10.20	10.00		
Katta	Rs./Kg	900.00	900.00			950.00	950.00		
Sprats	Rs./Kg	500.00	500.00			550.00	550.00		

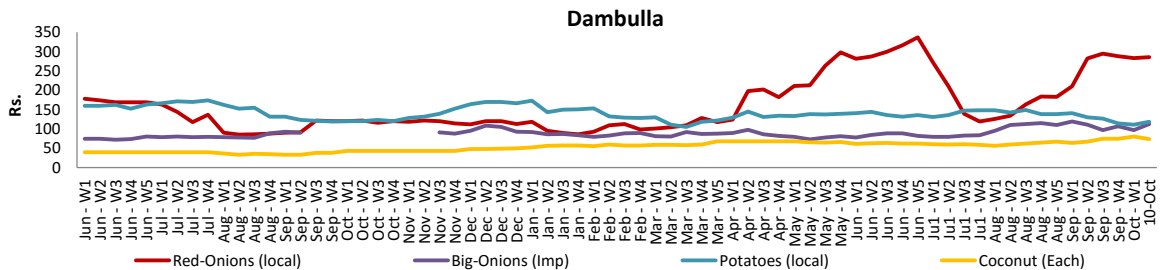
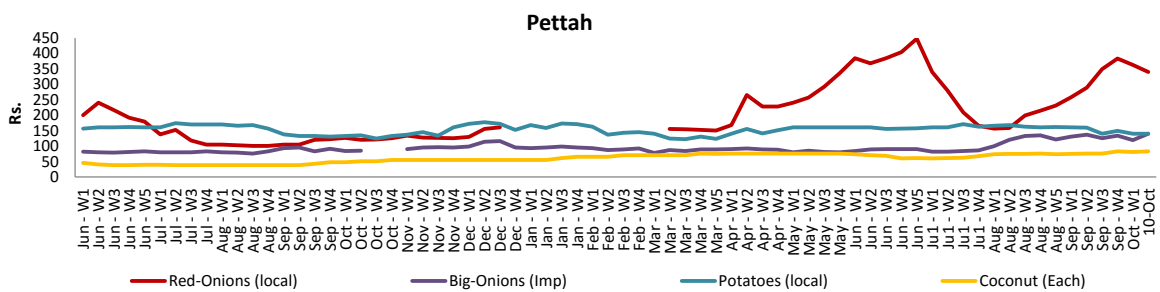
Price increased by more than 5% compared to previous week average price.

Price decreased by more than 5% compared to previous week average price.

### Wholesale Prices



### Retail Prices



\* Prices of food commodities may vary due to quality and markets among other factors.