

## A Summary of Price Developments (From 29 September 2017 to 09 October 2017)



### Vegetables

- Prices of most varieties of vegetables demonstrated mixed movements in both Pettah and Dambulla markets.



### Rice

- No significant price movement was observed of rice compared with the previous week in both Pettah and Marandagahamula markets.



### Fruits

- Prices of most fruit varieties continued to decrease in Pettah market due to favourable supply.



### Other

- Prices of Big Onions (Local and Imported) increased in both Pettah and Dambulla markets while price of Local Red Onions indicated a decline.

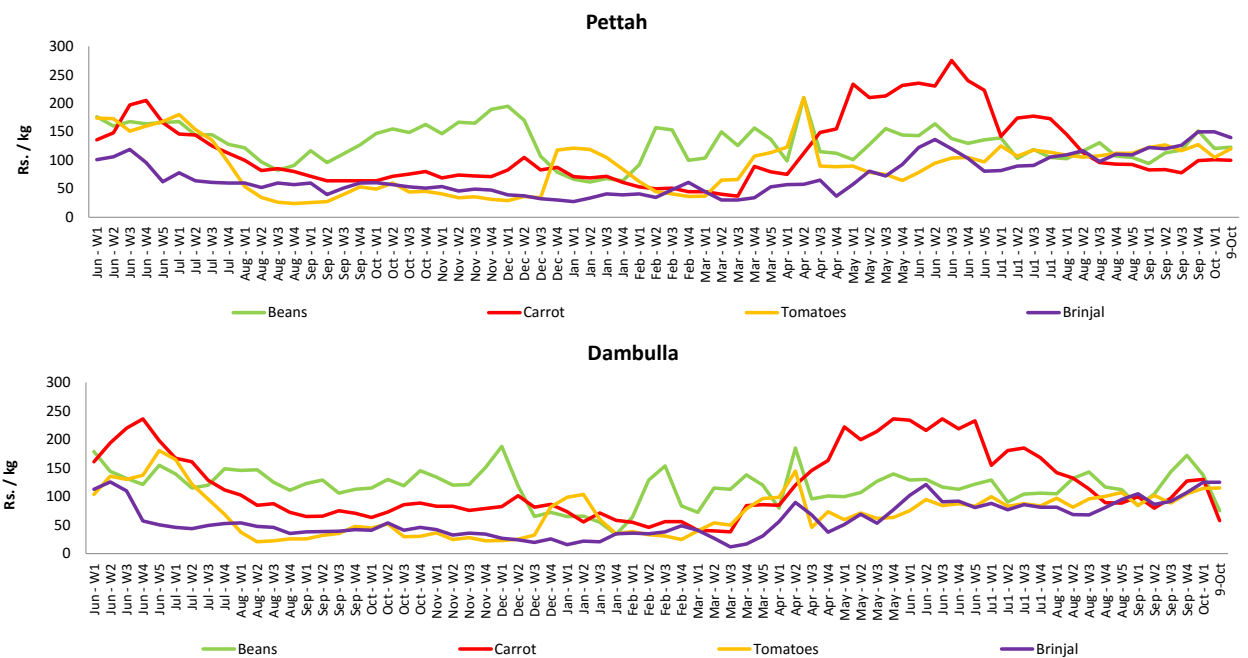
# Wholesale and Retail Prices of Selected Food Commodities - 2017/10/09

## Vegetables

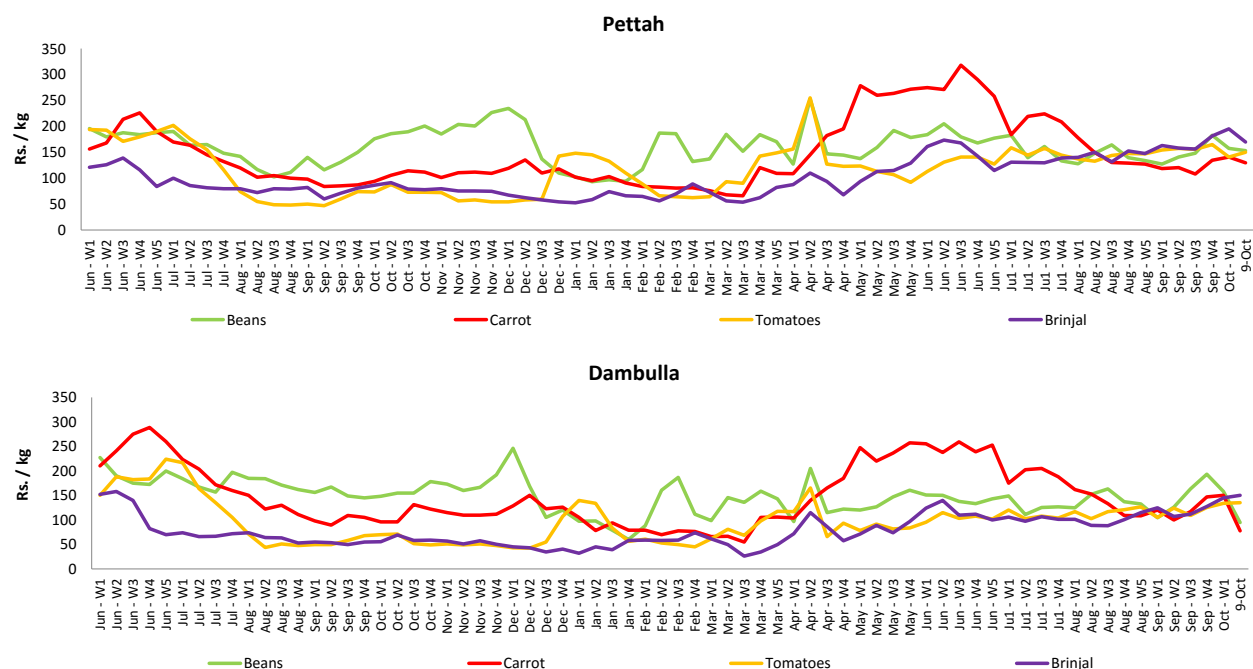
Item	Unit	Wholesale				Retail			
		Pettah		Dambulla		Pettah		Dambulla	
		Previous 5 Days Average	Today	Previous 5 Days Average	Today	Previous 5 Days Average	Today	Previous 5 Days Average	Today
Beans	Rs./Kg	121.00	123.00	144.00	75.00	159.00	153.00	164.00	95.00
Carrot	Rs./Kg	101.00	100.00	133.00	58.00	140.00	130.00	153.00	78.00
Cabbage	Rs./Kg	94.00	97.00	83.00	73.00	136.00	130.00	103.00	93.00
Tomatoes	Rs./Kg	105.00	120.00	107.00	115.00	143.00	150.00	127.00	135.00
Brinjal	Rs./Kg	150.00	140.00	123.00	125.00	191.00	170.00	143.00	150.00
Pumpkin	Rs./Kg	41.00	35.00	36.00	38.00	68.00	55.00	56.00	58.00
Snake gourd	Rs./Kg	94.00	90.00	72.00	75.00	135.00	120.00	92.00	95.00

- Price increased by more than 5% compared to previous week average price.
- Price decreased by more than 5% compared to previous week average price.

### Wholesale Prices



### Retail Prices



# Wholesale and Retail Prices of Selected Food Commodities - 2017/10/09

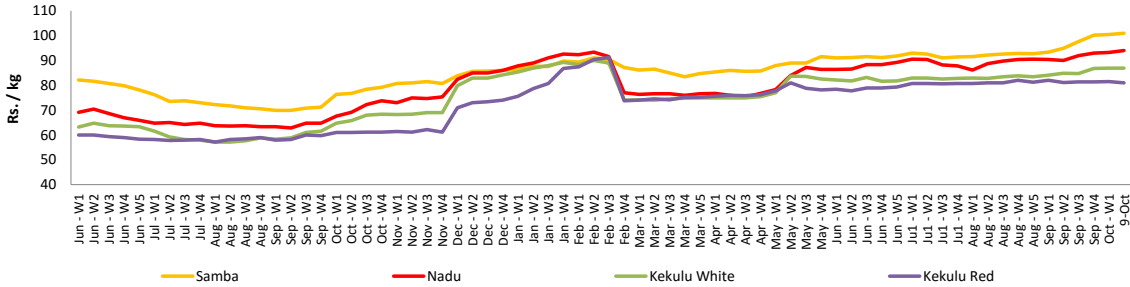
## Rice

Item	Unit	Wholesale				Retail	
		Maradaghamula		Pettah		Pettah	
		Previous 5 Days Average	Today	Previous 5 Days Average	Today	Previous 5 Days Average	Today
Samba	Rs./Kg	100.00	101.00	103.00	103.00	108.00	108.00
Nadu	Rs./Kg	93.00	94.00	92.00	93.00	97.00	98.00
Kekulu White	Rs./Kg	87.00	87.00	88.00	88.00	95.00	95.00
Kekulu Red	Rs./Kg	81.00	81.00	83.00	82.00	90.00	90.00

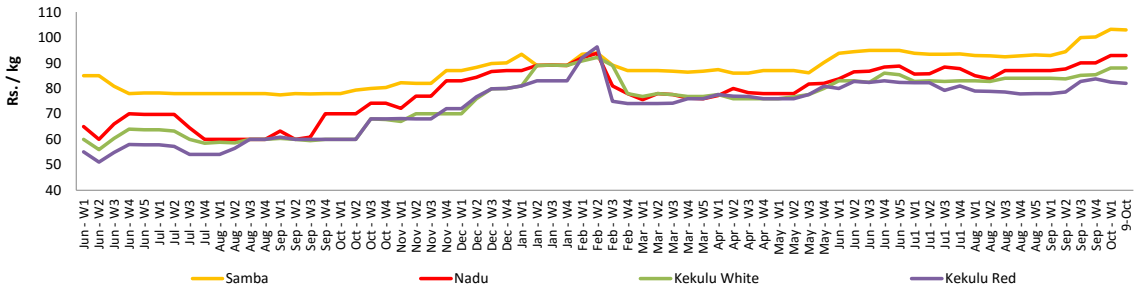
- Price increased by more than 5% compared to previous week average price.
- Price decreased by more than 5% compared to previous week average price.

### Wholesale Prices

#### Marandaghamula

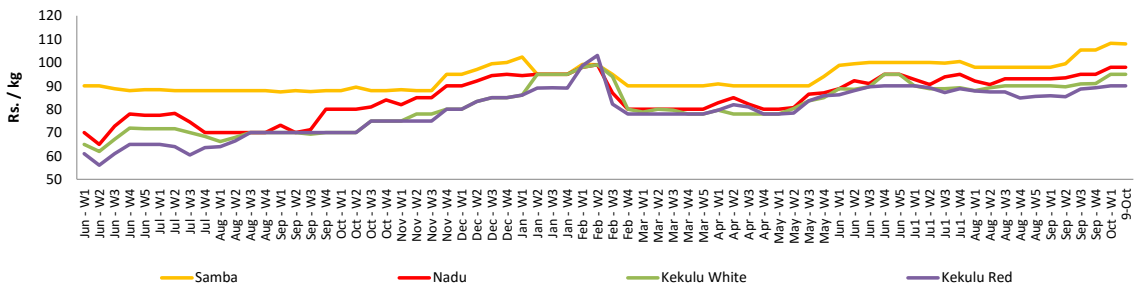


#### Pettah



### Retail Prices

#### Pettah



# Wholesale and Retail Prices of Selected Food Commodities - 2017/10/09

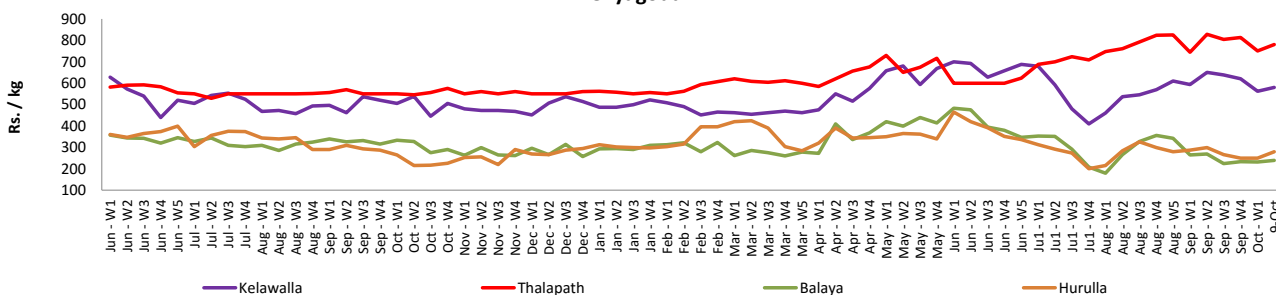
## Fish

Item	Unit	Wholesale				Retail			
		Peliyagoda		Negombo		Peliyagoda		Negombo	
		Previous 5 Days Average	Today	Previous 5 Days Average	Today	Previous 5 Days Average	Today	Previous 5 Days Average	Today
Kelawalla	Rs./Kg	570.00	580.00	598.00	580.00	832.00	960.00	798.00	780.00
Thalapath	Rs./Kg	750.00	780.00	620.00	630.00	880.00	920.00	838.00	850.00
Balaya	Rs./Kg	234.00	240.00	192.00	170.00	334.00	340.00	334.00	300.00
Paraw	Rs./Kg	504.00	n.a.	534.00	550.00	802.00	n.a.	750.00	780.00
Salaya	Rs./Kg	124.00	140.00	96.00	100.00	188.00	200.00	158.00	180.00
Hurulla	Rs./Kg	250.00	280.00	208.00	200.00	360.00	380.00	290.00	280.00

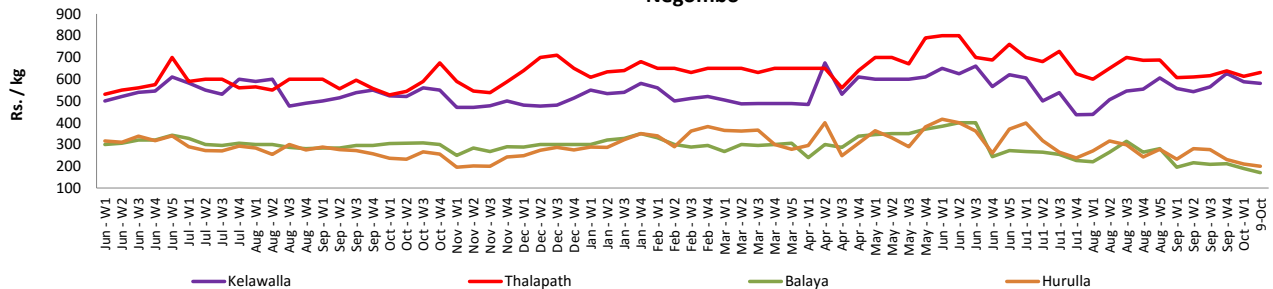
- Price increased by more than 5% compared to previous week average price.
- Price decreased by more than 5% compared to previous week average price.

### Wholesale Prices

#### Peliyagoda

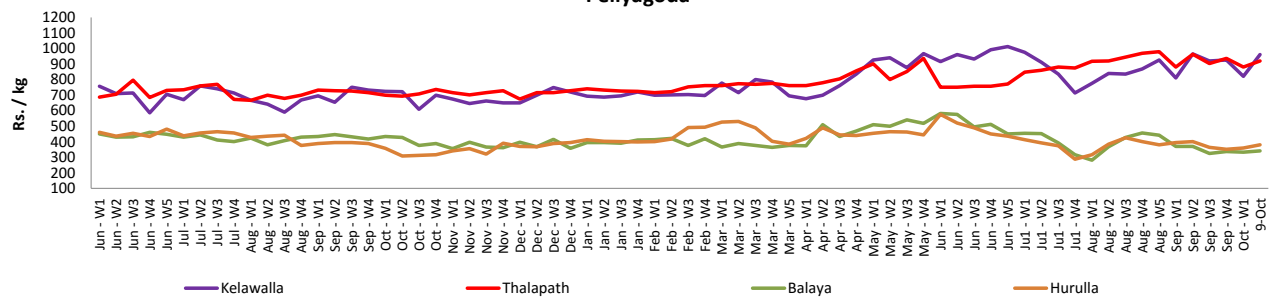


#### Negombo

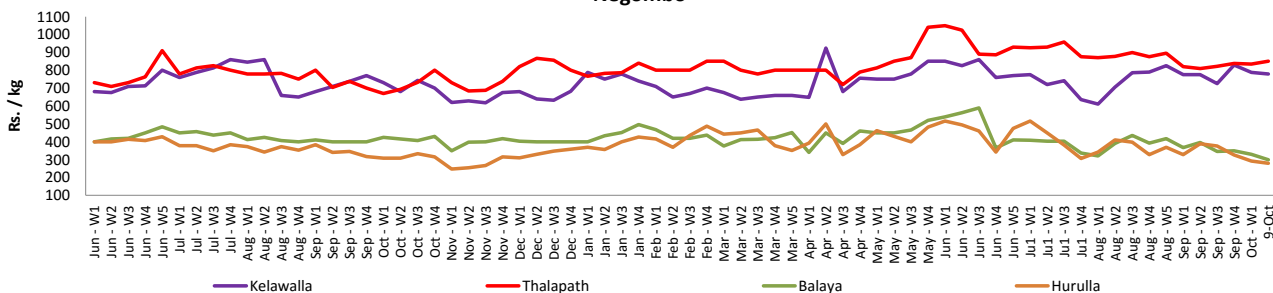


### Retail Prices

#### Peliyagoda



#### Negombo



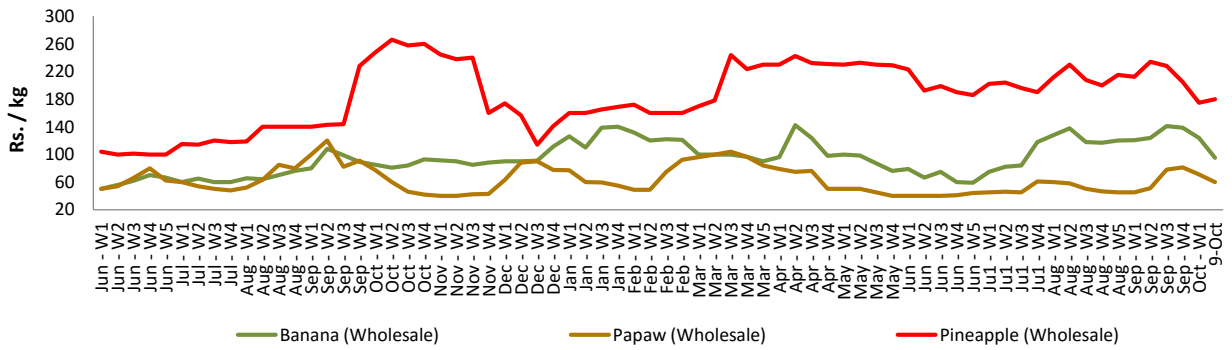
# Wholesale and Retail Prices of Selected Food Commodities - 2017/10/09

## Fruits

Item	Unit	Wholesale		Retail	
		Pettah			
		Previous 5 Days Average	Today	Previous 5 Days Average	Today
Banana (Sour)	Rs./Kg	127.00	95.00	154.00	120.00
Papaw	Rs./Kg	73.00	60.00	97.00	80.00
Pineapple	Rs./Kg	180.00	180.00	267.00	250.00

- Price increased by more than 5% compared to previous week average price.
- Price decreased by more than 5% compared to previous week average price.

Wholesale - Pettah



# Wholesale and Retail Prices of Selected Food Commodities - 2017/10/09

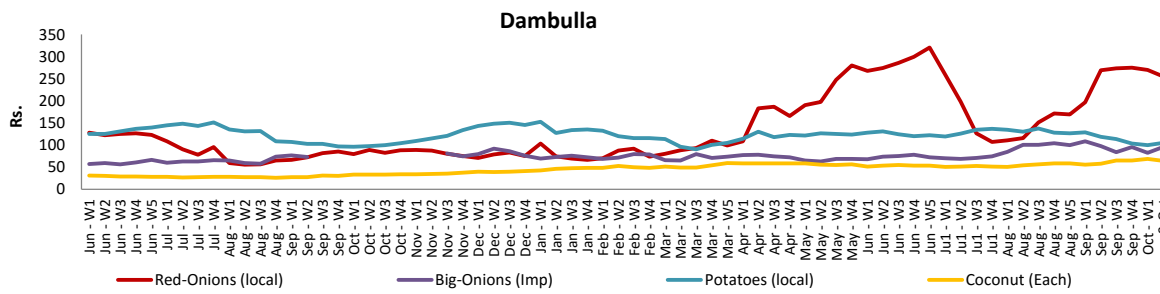
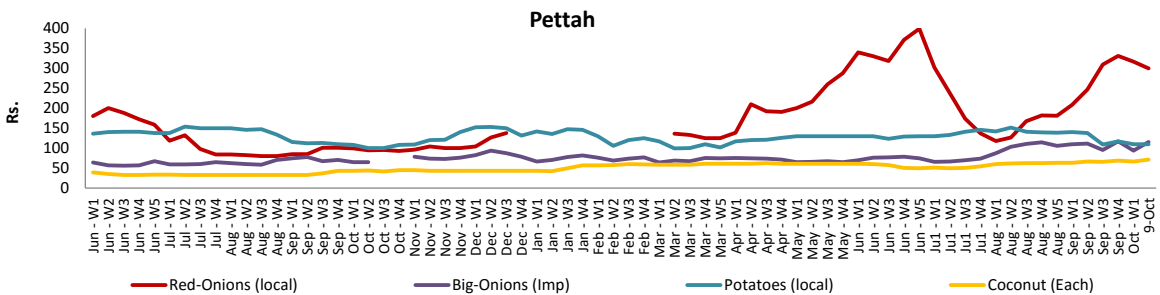
## Other

Item	Unit	Wholesale				Retail			
		Pettah		Dambulla		Pettah		Dambulla	
		Previous 5 Days Average	Today	Previous 5 Days Average	Today	Previous 5 Days Average	Today	Previous 5 Days Average	Today
Red-Onions (local)	Rs./Kg	317.00	300.00	273.00	255.00	367.00	340.00	286.00	268.00
Red-Onions (Imp)	Rs./Kg	n.a.	270.00	n.a.	n.a.	n.a.	300.00	n.a.	n.a.
Big-Onions (local)	Rs./Kg	78.00	120.00	63.00	83.00	102.00	150.00	77.00	93.00
Big-Onions (Imp)	Rs./Kg	98.00	115.00	85.00	95.00	121.00	140.00	99.00	108.00
Potatoes (local)	Rs./Kg	112.00	110.00	102.00	105.00	143.00	140.00	113.00	108.00
Potatoes (Imp)	Rs./Kg	89.00	80.00			109.00	100.00		
Dried Chillies (Imp)	Rs./Kg	208.00	210.00	184.00	175.00	246.00	250.00	197.00	188.00
Coconut	Rs./Nut	67.00	71.00	68.00	64.00	81.00	83.00	80.00	74.00
Coconut oil	Rs./Ltr	340.00	360.00			360.00	380.00		
Dhal	Rs./Kg	133.00	133.00			150.00	150.00		
Sugar	Rs./Kg	103.00	103.00			110.00	110.00		
Eggs	Rs./Each	9.20	9.00			10.40	10.00		
Katta	Rs./Kg	900.00	900.00			950.00	950.00		
Sprats	Rs./Kg	500.00	500.00			550.00	550.00		

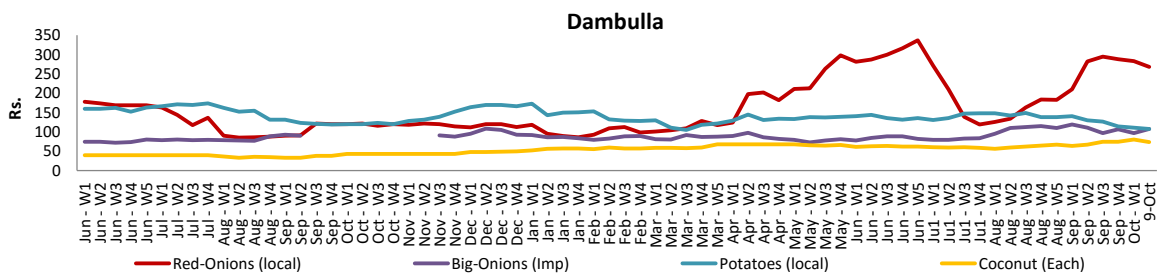
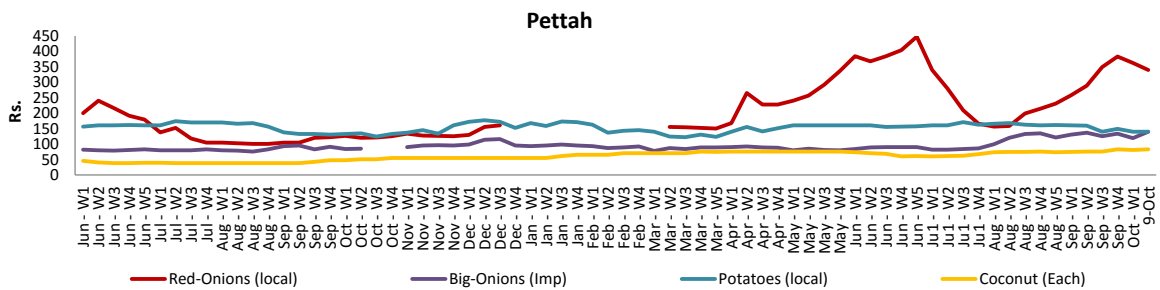
Price increased by more than 5% compared to previous week average price.

Price decreased by more than 5% compared to previous week average price.

### Wholesale Prices



### Retail Prices



\* Prices of food commodities may vary due to quality and markets among other factors.