

A Summary of Price Developments (From 28 September 2017 to 06 October 2017)



Vegetables

- Prices of most varieties of vegetables demonstrated mixed movements in both Pettah and Dambulla markets.



Rice

- Prices of local rice varieties increased marginally in Pettah market compared to prices observed during the last week.



Fruits

- Prices of most fruit varieties continued to decrease in Pettah market due to favourable supply.



Other

- Prices of Coconut increased in both Pettah and Dambulla markets.
- Retail price of Egg increased in Pettah market although the wholesale prices had decreased.

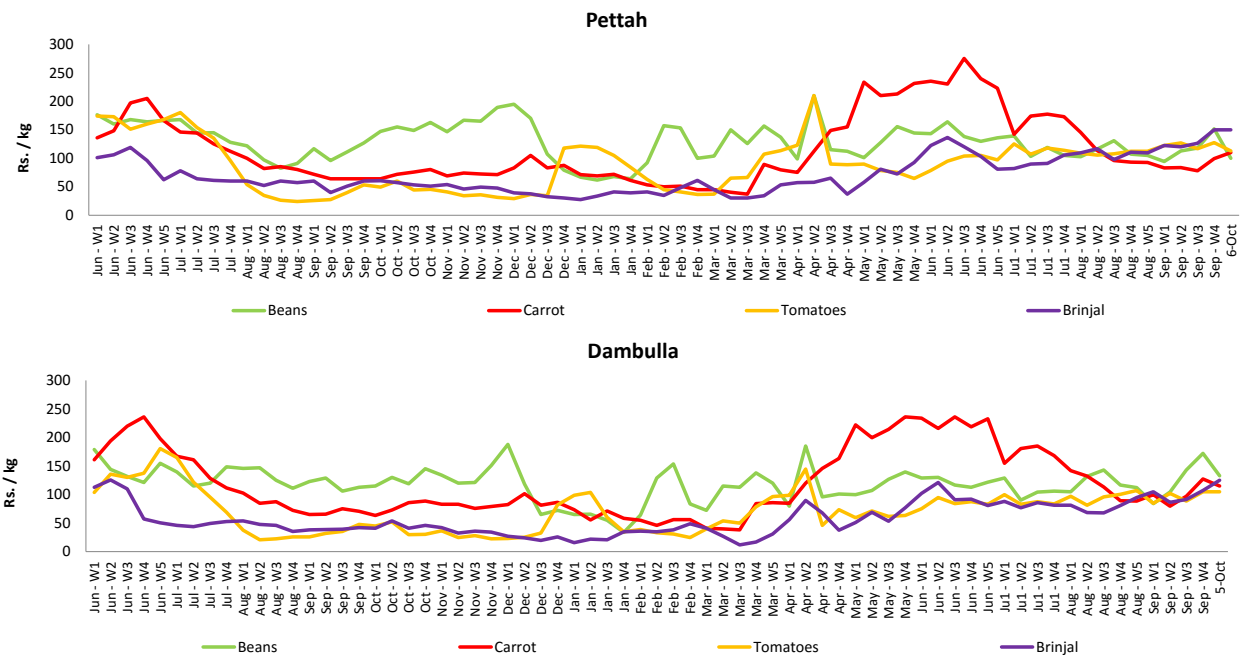
Wholesale and Retail Prices of Selected Food Commodities - 2017/10/06

Vegetables

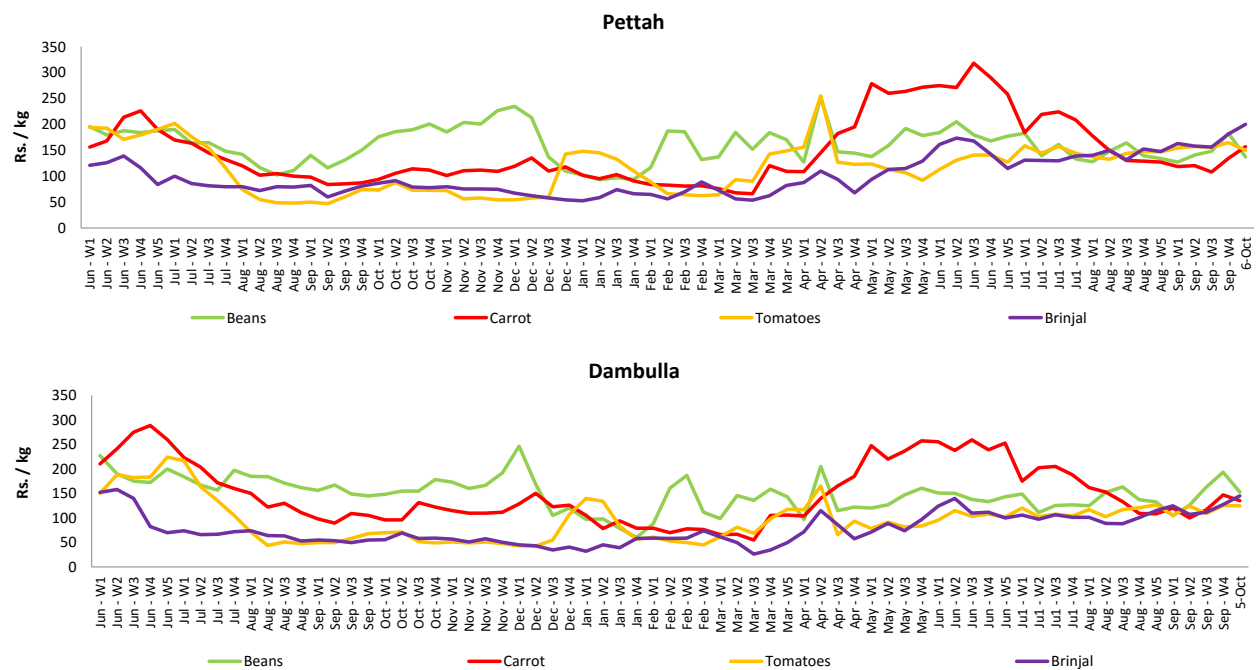
Item	Unit	Wholesale				Retail			
		Pettah		Dambulla		Pettah		Dambulla	
		Previous 5 Days Average	Today	Previous 5 Days Average	5-Oct	Previous 5 Days Average	Today	Previous 5 Days Average	5-Oct
Beans	Rs./Kg	128.00	100.00	152.00	133.00	163.00	137.00	172.00	153.00
Carrot	Rs./Kg	99.00	110.00	137.00	115.00	137.00	157.00	157.00	135.00
Cabbage	Rs./Kg	91.00	125.00	88.00	75.00	132.00	170.00	108.00	95.00
Tomatoes	Rs./Kg	105.00	113.00	111.00	105.00	141.00	150.00	130.00	125.00
Brinjal	Rs./Kg	153.00	150.00	123.00	125.00	191.00	200.00	143.00	145.00
Pumpkin	Rs./Kg	42.00	40.00	35.00	38.00	68.00	70.00	55.00	58.00
Snake gourd	Rs./Kg	94.00	90.00	72.00	75.00	132.00	140.00	92.00	95.00

- Price increased by more than 5% compared to previous week average price.
- Price decreased by more than 5% compared to previous week average price.

Wholesale Prices



Retail Prices



Wholesale and Retail Prices of Selected Food Commodities - 2017/10/06

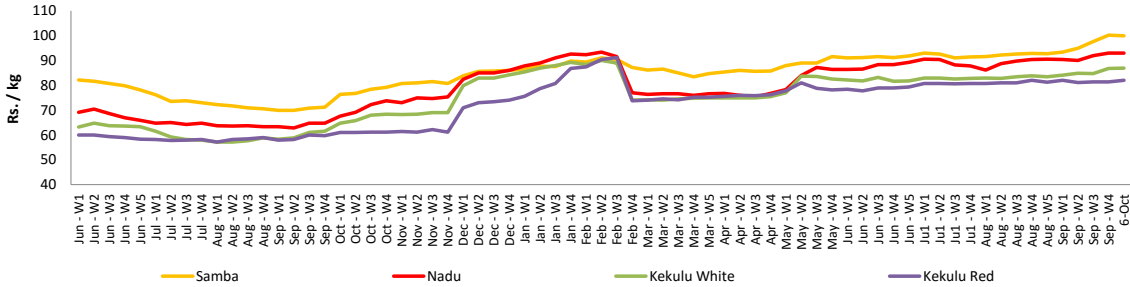
Rice

Item	Unit	Wholesale				Retail	
		Maradaghamula		Pettah		Pettah	
		Previous 5 Days Average	Today	Previous 5 Days Average	Today	Previous 5 Days Average	Today
Samba	Rs./Kg	101.00	100.00	102.00	104.00	107.00	109.00
Nadu	Rs./Kg	93.00	93.00	92.00	93.00	97.00	98.00
Kekulu White	Rs./Kg	87.00	87.00	88.00	88.00	95.00	95.00
Kekulu Red	Rs./Kg	81.00	82.00	83.00	84.00	90.00	90.00

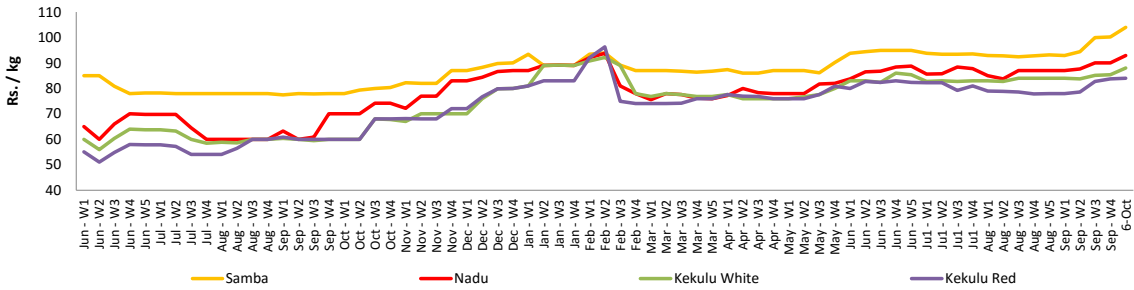
- Price increased by more than 5% compared to previous week average price.
- Price decreased by more than 5% compared to previous week average price.

Wholesale Prices

Marandaghamula

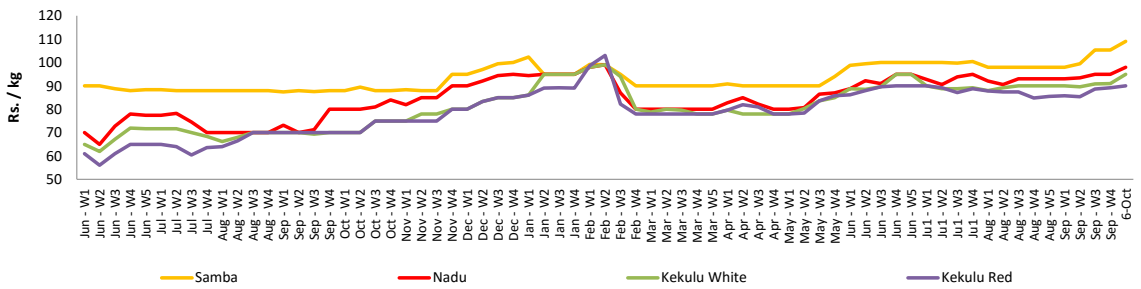


Pettah



Retail Prices

Pettah



Wholesale and Retail Prices of Selected Food Commodities - 2017/10/06

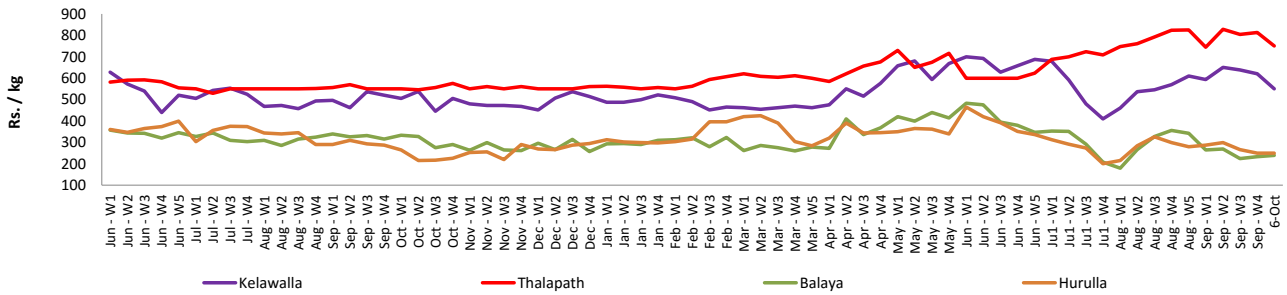
Fish

Item	Unit	Wholesale				Retail			
		Peliyagoda		Negombo		Peliyagoda		Negombo	
		Previous 5 Days Average	Today	Previous 5 Days Average	Today	Previous 5 Days Average	Today	Previous 5 Days Average	Today
Kelawalla	Rs./Kg	580.00	550.00	614.00	580.00	848.00	800.00	814.00	780.00
Thalapath	Rs./Kg	770.00	750.00	624.00	600.00	900.00	880.00	832.00	850.00
Balaya	Rs./Kg	236.00	240.00	198.00	170.00	336.00	340.00	344.00	300.00
Paraw	Rs./Kg	514.00	500.00	538.00	530.00	814.00	800.00	750.00	750.00
Salaya	Rs./Kg	124.00	130.00	100.00	80.00	188.00	200.00	166.00	140.00
Hurulla	Rs./Kg	256.00	250.00	218.00	180.00	364.00	360.00	306.00	250.00

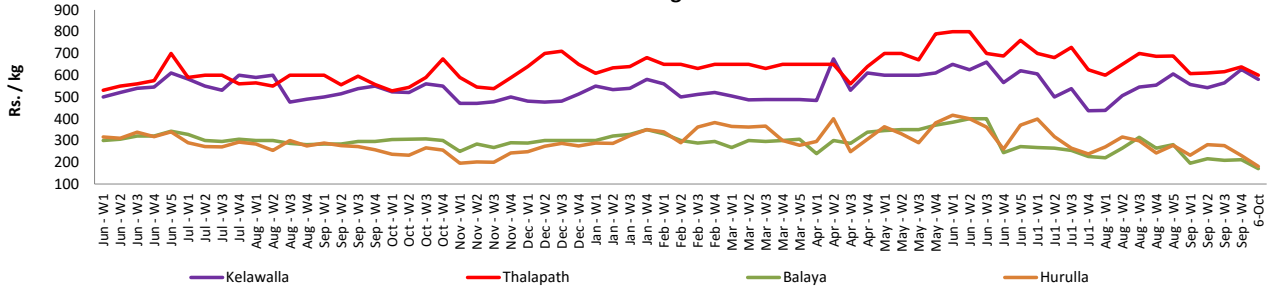
- Price increased by more than 5% compared to previous week average price.
- Price decreased by more than 5% compared to previous week average price.

Wholesale Prices

Peliyagoda

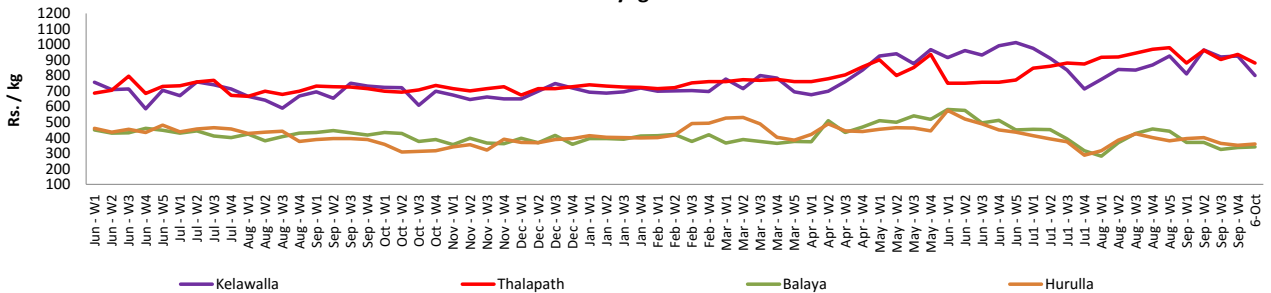


Negombo

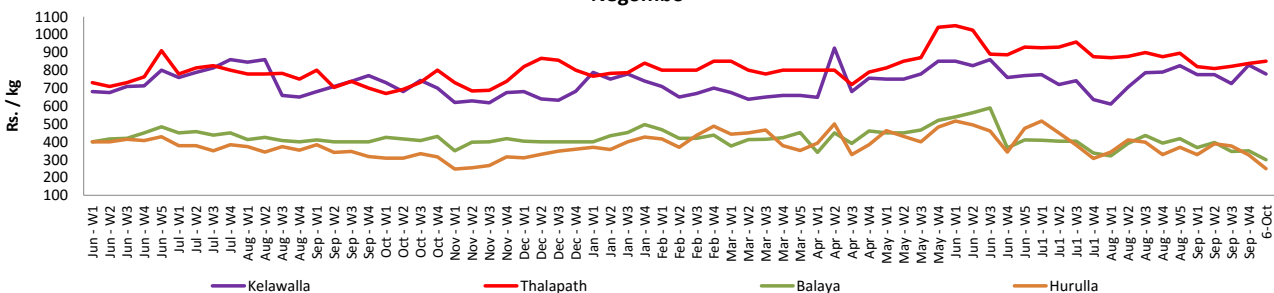


Retail Prices

Peliyagoda



Negombo



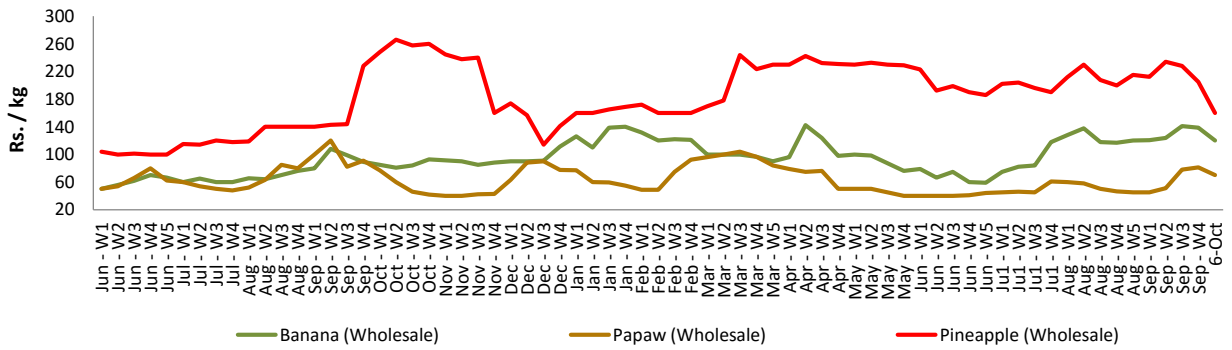
Wholesale and Retail Prices of Selected Food Commodities - 2017/10/06

Fruits

Item	Unit	Wholesale		Retail	
		Pettah			
		Previous 5 Days Average	Today	Previous 5 Days Average	Today
Banana (Sour)	Rs./Kg	129.00	120.00	158.00	140.00
Papaw	Rs./Kg	74.00	70.00	99.00	90.00
Pineapple	Rs./Kg	185.00	160.00	272.00	250.00

- Price increased by more than 5% compared to previous week average price.
- Price decreased by more than 5% compared to previous week average price.

Wholesale - Pettah



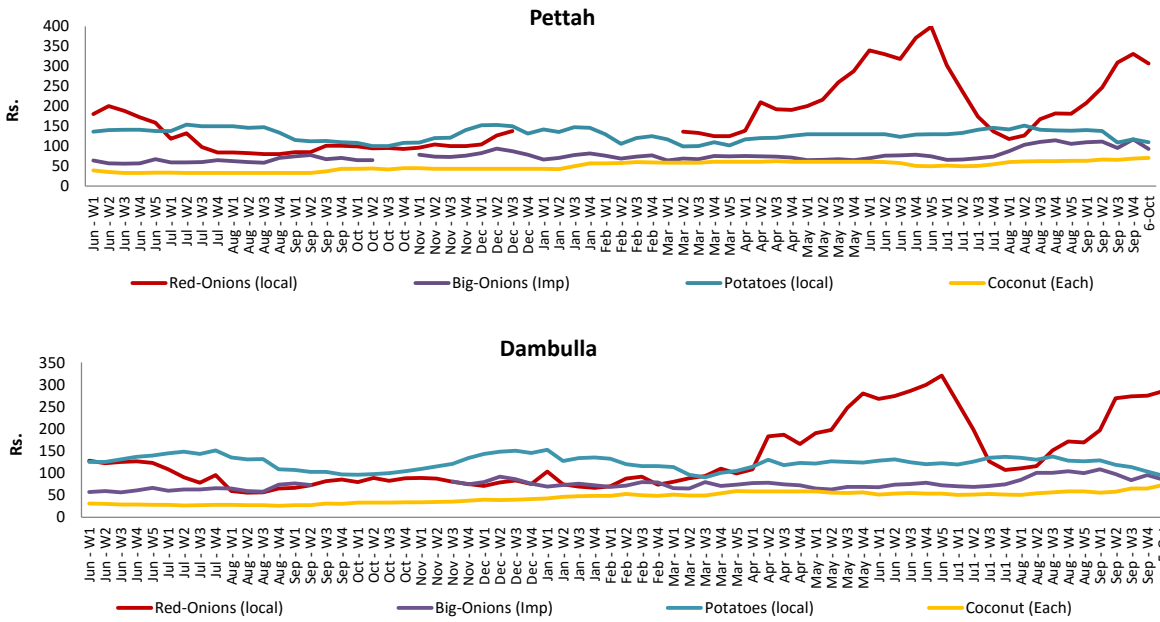
Wholesale and Retail Prices of Selected Food Commodities - 2017/10/06

Other

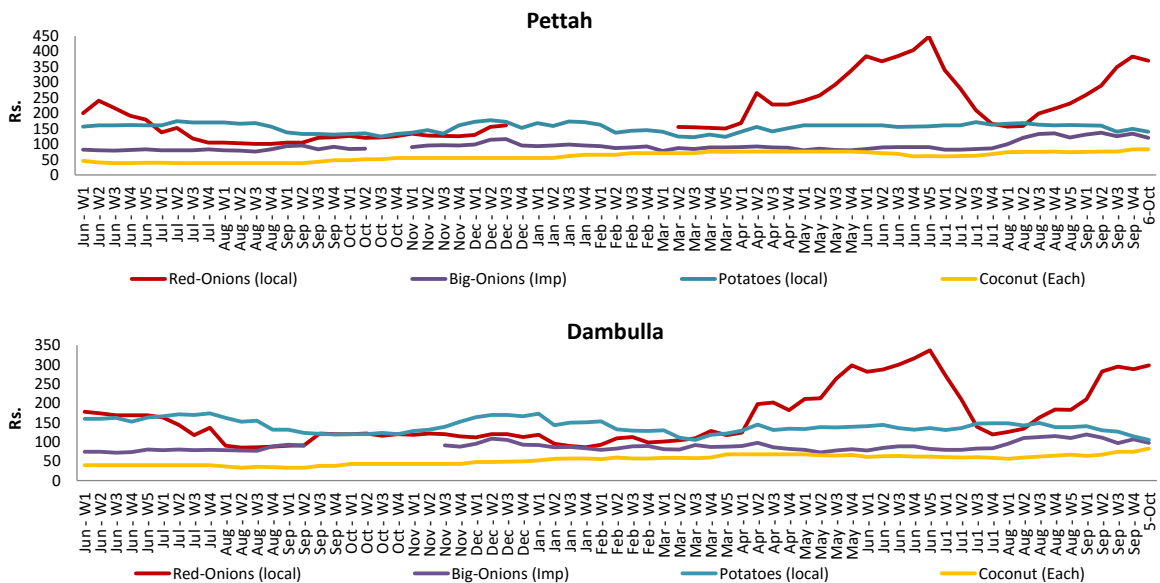
Item	Unit	Wholesale				Retail			
		Pettah		Dambulla		Pettah		Dambulla	
		Previous 5 Days Average	Today	Previous 5 Days Average	5-Oct	Previous 5 Days Average	Today	Previous 5 Days Average	5-Oct
Red-Onions (local)	Rs./Kg	319.00	307.00	273.00	285.00	365.00	370.00	286.00	298.00
Red-Onions (Imp)	Rs./Kg	n.a.	n.a.	n.a.	n.a.	n.a.	n.a.	n.a.	n.a.
Big-Onions (local)	Rs./Kg	80.00	72.00	64.00	65.00	104.00	100.00	77.00	78.00
Big-Onions (Imp)	Rs./Kg	101.00	93.00	87.00	85.00	123.00	120.00	101.00	98.00
Potatoes (local)	Rs./Kg	113.00	110.00	104.00	94.00	145.00	140.00	115.00	105.00
Potatoes (Imp)	Rs./Kg	84.00	115.00			102.00	145.00		
Dried Chillies (Imp)	Rs./Kg	204.00	210.00	182.00	198.00	241.00	245.00	194.00	213.00
Coconut	Rs./Nut	67.00	70.00	66.00	73.00	81.00	83.00	78.00	83.00
Coconut oil	Rs./Ltr	340.00	340.00			360.00	360.00		
Dhal	Rs./Kg	133.00	132.00			150.00	150.00		
Sugar	Rs./Kg	103.00	103.00			110.00	110.00		
Eggs	Rs./Each	9.40	9.00			10.40	11.00		
Katta	Rs./Kg	900.00	900.00			950.00	950.00		
Sprats	Rs./Kg	500.00	500.00			550.00	550.00		

- Price increased by more than 5% compared to previous week average price.
- Price decreased by more than 5% compared to previous week average price.

Wholesale Prices



Retail Prices



* Prices of food commodities may vary due to quality and markets among other factors.