

A Summary of Price Developments (From 27 September 2017 to 04 October 2017)



Vegetables

- Prices of most varieties of vegetables decreased in both Pettah and Dambulla markets.



Rice

- Prices of local rice varieties increased marginally in Pettah market compared to prices observed during the last week.



Fish

- Prices of most varieties of fish decreased in both Negombo and Peliyagoda markets due to favourable supply conditions.



Other

- Prices of Big Onions (Local and Imported) decreased in both Pettah and Dambulla markets compared to the last week.
- Price of Dried Chillies (Imported) increased in both Pettah and Dambulla markets due to low supply.

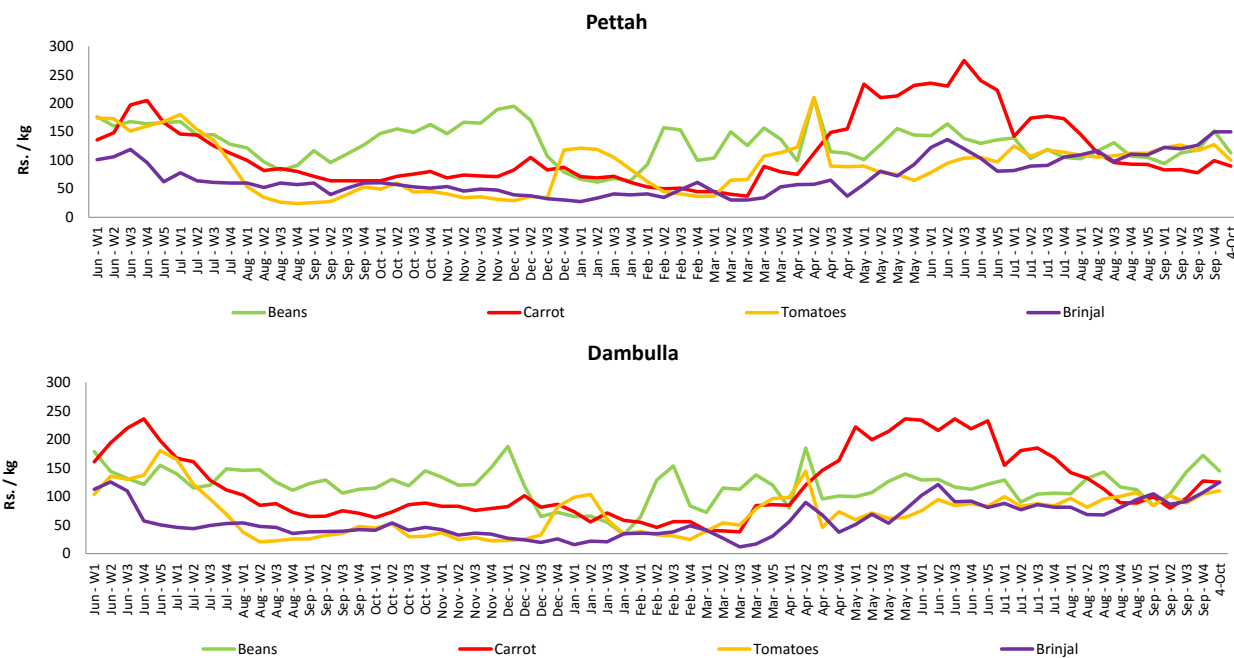
Wholesale and Retail Prices of Selected Food Commodities - 2017/10/04

Vegetables

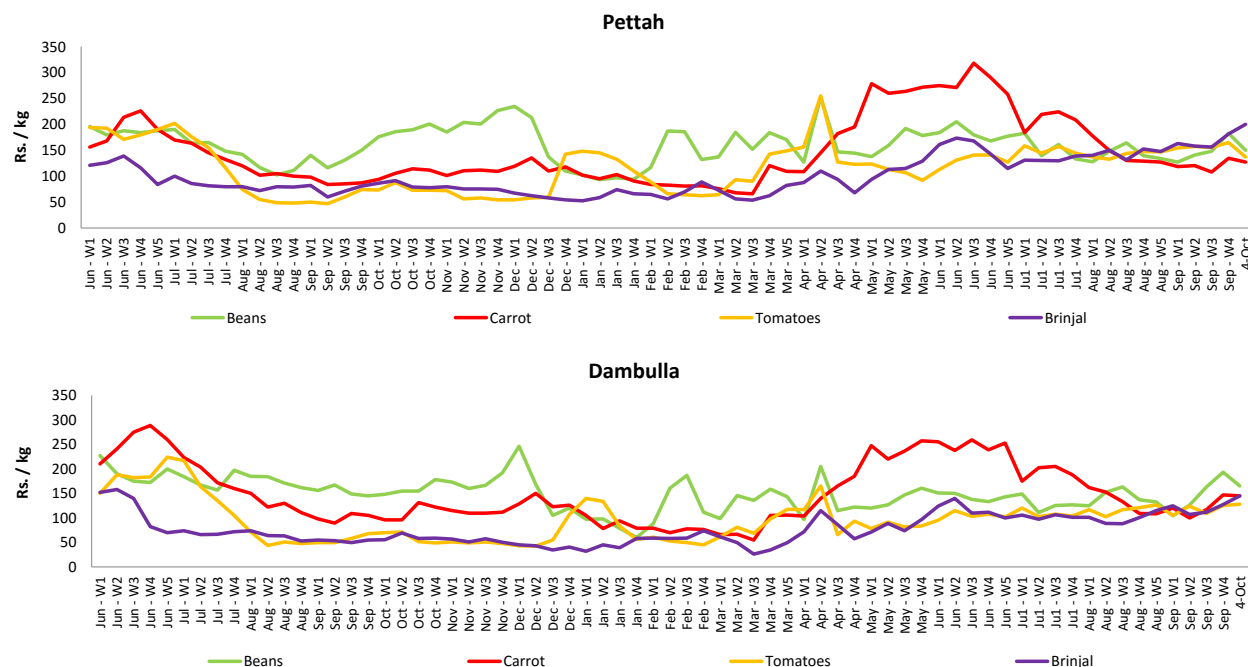
Item	Unit	Wholesale				Retail			
		Pettah		Dambulla		Pettah		Dambulla	
		Previous 5 Days Average	Today	Previous 5 Days Average	Today	Previous 5 Days Average	Today	Previous 5 Days Average	Today
Beans	Rs./Kg	142.00	113.00	157.00	145.00	175.00	150.00	178.00	165.00
Carrot	Rs./Kg	99.00	90.00	137.00	125.00	138.00	127.00	157.00	145.00
Cabbage	Rs./Kg	94.00	93.00	90.00	83.00	136.00	130.00	110.00	103.00
Tomatoes	Rs./Kg	110.00	100.00	112.00	110.00	147.00	137.00	132.00	128.00
Brinjal	Rs./Kg	155.00	150.00	117.00	125.00	191.00	200.00	137.00	145.00
Pumpkin	Rs./Kg	42.00	39.00	34.00	33.00	69.00	67.00	54.00	53.00
Snake gourd	Rs./Kg	96.00	90.00	71.00	73.00	134.00	123.00	91.00	93.00

- Price increased by more than 5% compared to previous week average price.
- Price decreased by more than 5% compared to previous week average price.

Wholesale Prices



Retail Prices



Wholesale and Retail Prices of Selected Food Commodities - 2017/10/04

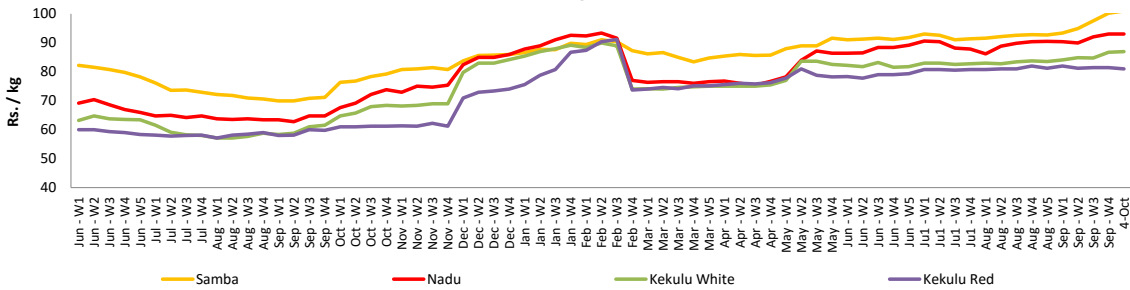
Rice

Item	Unit	Wholesale				Retail	
		Maradaghamula		Pettah		Pettah	
		Previous 5 Days Average	Today	Previous 5 Days Average	Today	Previous 5 Days Average	Today
Samba	Rs./Kg	101.00	101.00	101.00	103.00	107.00	108.00
Nadu	Rs./Kg	93.00	93.00	91.00	93.00	96.00	98.00
Kekulu White	Rs./Kg	87.00	87.00	87.00	88.00	93.00	95.00
Kekulu Red	Rs./Kg	81.00	81.00	83.00	82.00	90.00	90.00

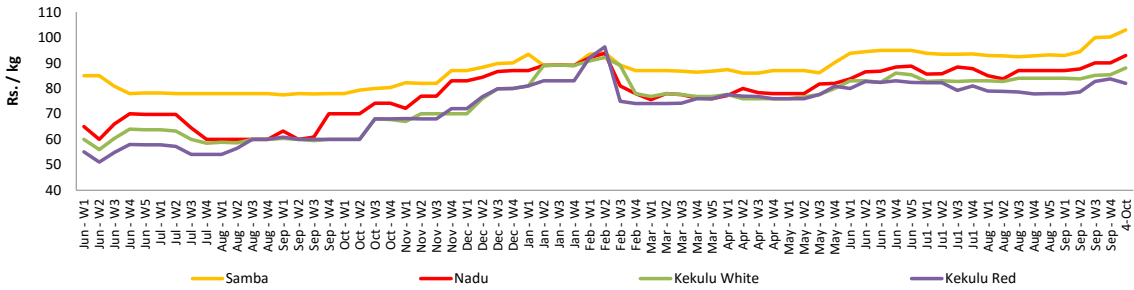
- Price increased by more than 5% compared to previous week average price.
- Price decreased by more than 5% compared to previous week average price.

Wholesale Prices

Maradaghamula

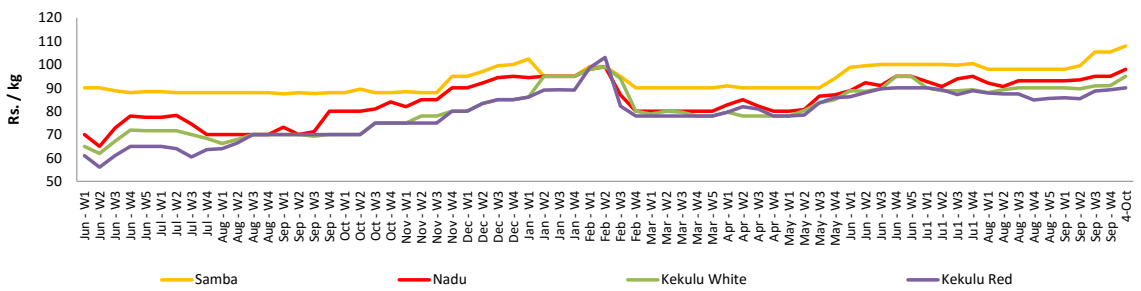


Pettah



Retail Prices

Pettah



Wholesale and Retail Prices of Selected Food Commodities - 2017/10/04

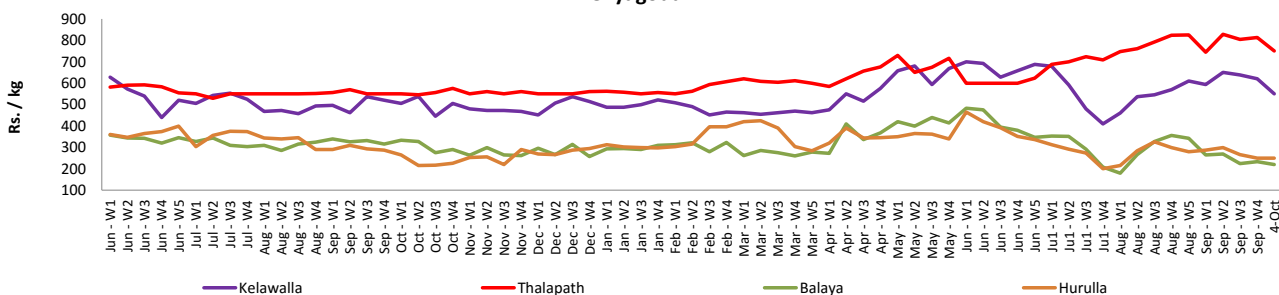
Fish

Item	Unit	Wholesale				Retail			
		Peliyagoda		Negombo		Peliyagoda		Negombo	
		Previous 5 Days Average	Today	Previous 5 Days Average	Today	Previous 5 Days Average	Today	Previous 5 Days Average	Today
Kelawalla	Rs./Kg	588.00	550.00	640.00	550.00	860.00	800.00	840.00	750.00
Thalapath	Rs./Kg	790.00	750.00	638.00	580.00	920.00	880.00	842.00	800.00
Balaya	Rs./Kg	242.00	220.00	208.00	170.00	342.00	320.00	354.00	300.00
Paraw	Rs./Kg	530.00	520.00	542.00	530.00	824.00	850.00	750.00	750.00
Salaya	Rs./Kg	126.00	130.00	96.00	100.00	188.00	200.00	162.00	170.00
Hurulla	Rs./Kg	258.00	250.00	224.00	200.00	364.00	360.00	316.00	280.00

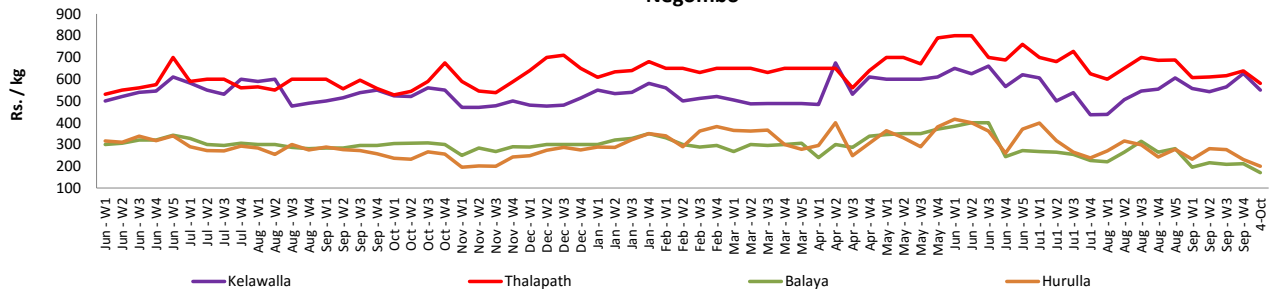
- Price increased by more than 5% compared to previous week average price.
- Price decreased by more than 5% compared to previous week average price.

Wholesale Prices

Peliyagoda

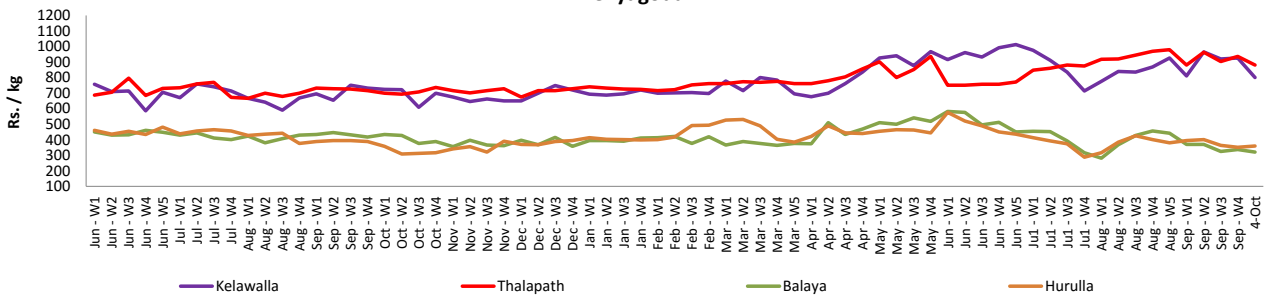


Negombo

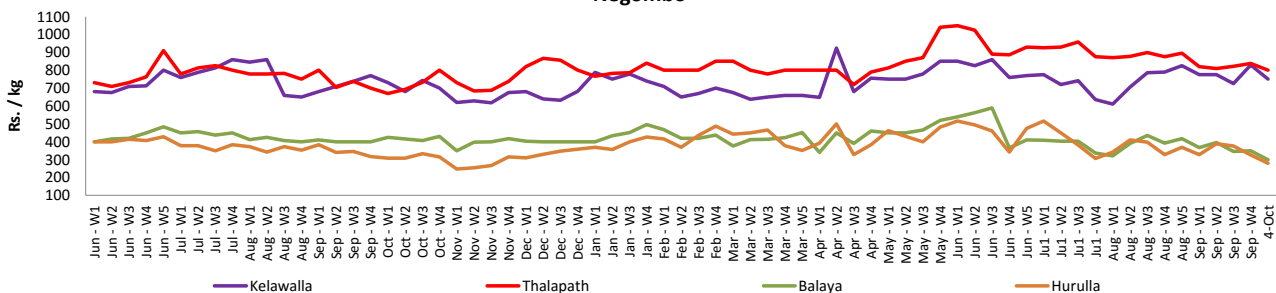


Retail Prices

Peliyagoda



Negombo



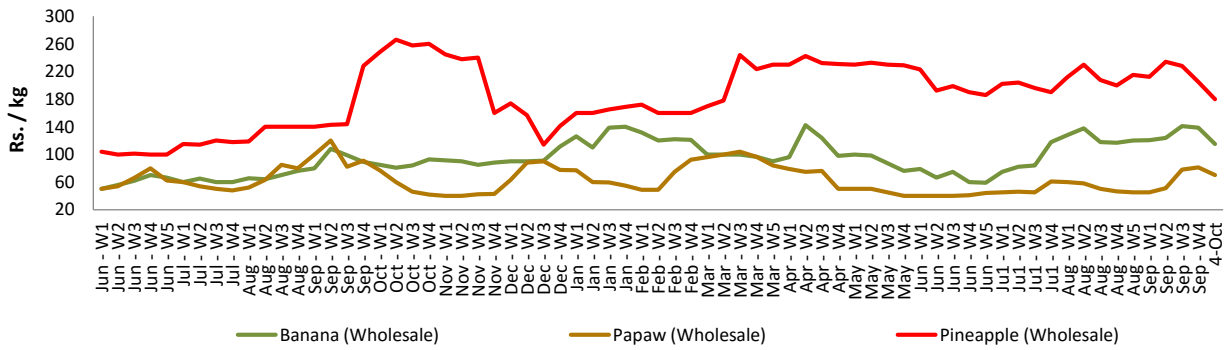
Wholesale and Retail Prices of Selected Food Commodities - 2017/10/04

Fruits

Item	Unit	Wholesale		Retail	
		Pettah			
		Previous 5 Days Average	Today	Previous 5 Days Average	Today
Banana (Sour)	Rs./Kg	134.00	115.00	168.00	135.00
Papaw	Rs./Kg	76.00	70.00	104.00	90.00
Pineapple	Rs./Kg	190.00	180.00	271.00	270.00

- Price increased by more than 5% compared to previous week average price.
- Price decreased by more than 5% compared to previous week average price.

Wholesale - Pettah



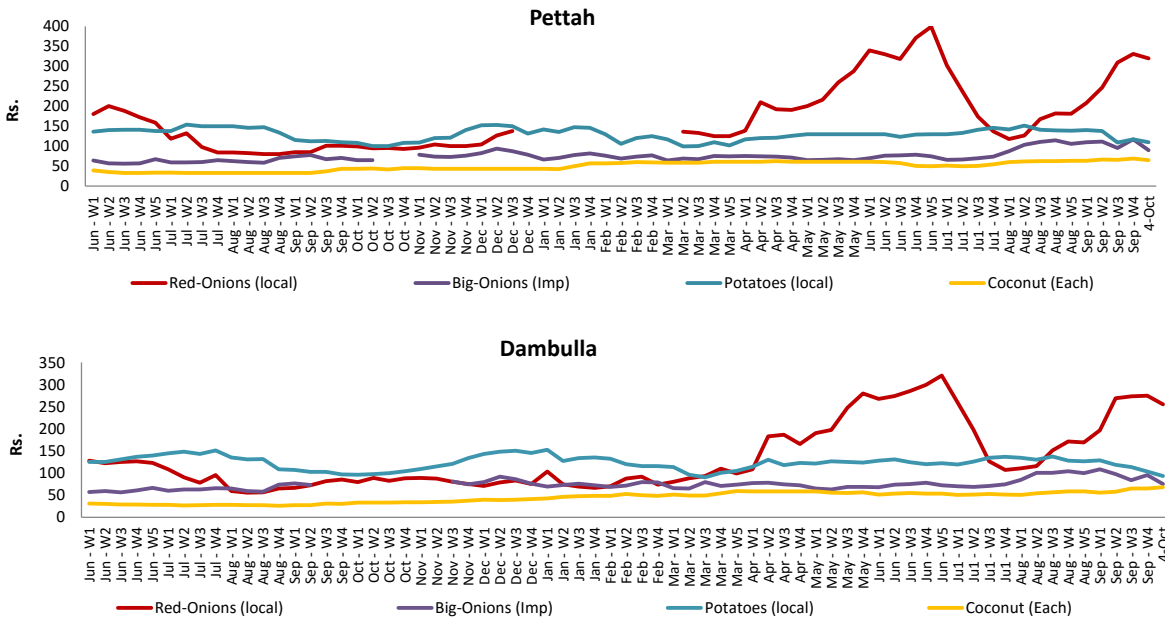
Wholesale and Retail Prices of Selected Food Commodities - 2017/10/04

Other

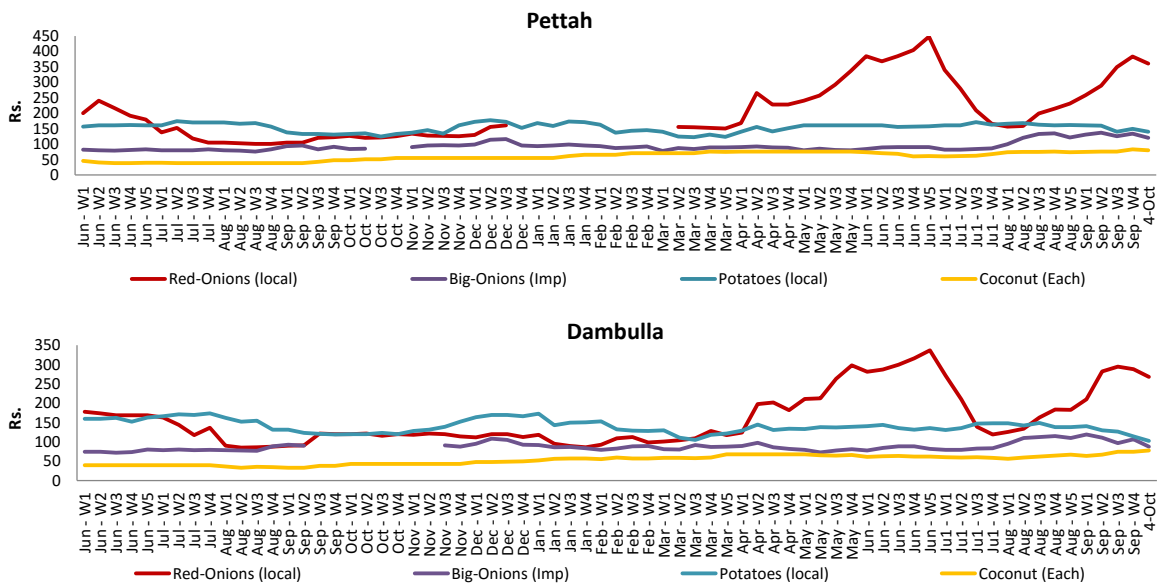
Item	Unit	Wholesale				Retail			
		Pettah		Dambulla		Pettah		Dambulla	
		Previous 5 Days Average	Today	Previous 5 Days Average	Today	Previous 5 Days Average	Today	Previous 5 Days Average	Today
Red-Onions (local)	Rs./Kg	323.00	320.00	277.00	255.00	371.00	360.00	290.00	268.00
Red-Onions (Imp)	Rs./Kg	n.a.	n.a.	n.a.	n.a.	n.a.	n.a.	n.a.	n.a.
Big-Onions (local)	Rs./Kg	82.00	80.00	65.00	60.00	108.00	100.00	77.00	78.00
Big-Onions (Imp)	Rs./Kg	107.00	90.00	93.00	75.00	126.00	120.00	107.00	88.00
Potatoes (local)	Rs./Kg	115.00	110.00	104.00	93.00	148.00	140.00	116.00	103.00
Potatoes (Imp)	Rs./Kg	83.00	85.00			102.00	100.00		
Dried Chillies (Imp)	Rs./Kg	200.00	210.00	180.00	195.00	237.00	250.00	192.00	208.00
Coconut	Rs./Nut	68.00	65.00	65.00	68.00	82.00	80.00	77.00	78.00
Coconut oil	Rs./Ltr	340.00	340.00			360.00	360.00		
Dhal	Rs./Kg	133.00	133.00			150.00	150.00		
Sugar	Rs./Kg	103.00	103.00			110.00	110.00		
Eggs	Rs./Each	9.60	9.00			10.60	10.00		
Katta	Rs./Kg	900.00	900.00			950.00	950.00		
Sprats	Rs./Kg	500.00	500.00			550.00	550.00		

- Price increased by more than 5% compared to previous week average price.
- Price decreased by more than 5% compared to previous week average price.

Wholesale Prices



Retail Prices



* Prices of food commodities may vary due to quality and markets among other factors.