

## A Summary of Price Developments (From 26 September 2017 to 03 October 2017)



### Vegetables

- Prices of most varieties of vegetables demonstrated mixed movements in both Pettah and Dambulla markets.



### Rice

- Prices of local rice varieties increased marginally in Pettah market compared to prices observed during the last week.



### Fish

- Prices of most varieties of fish decreased in both Negombo and Peliyagoda markets due to favourable supply conditions.



### Other

- Prices of Big Onions (Local and Imported) decreased in both Pettah and Dambulla markets compared to the last week.
- Retail price of Egg decreased further in Pettah market due to favourable supply conditions.

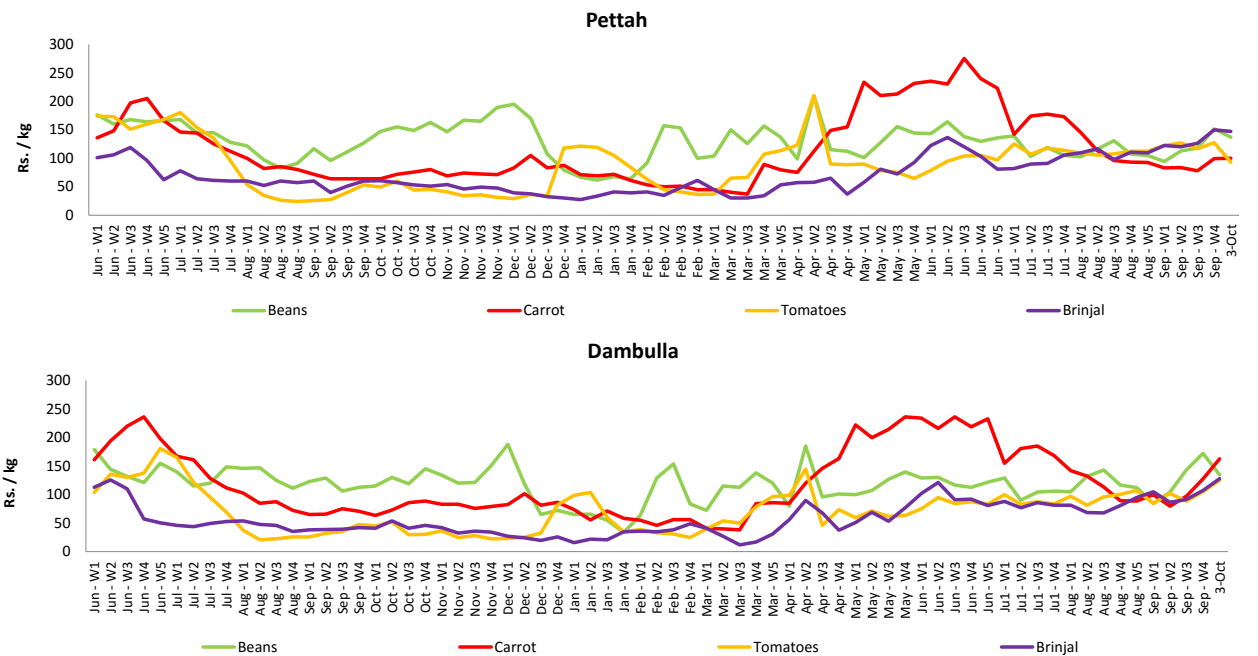
# Wholesale and Retail Prices of Selected Food Commodities - 2017/10/03

## Vegetables

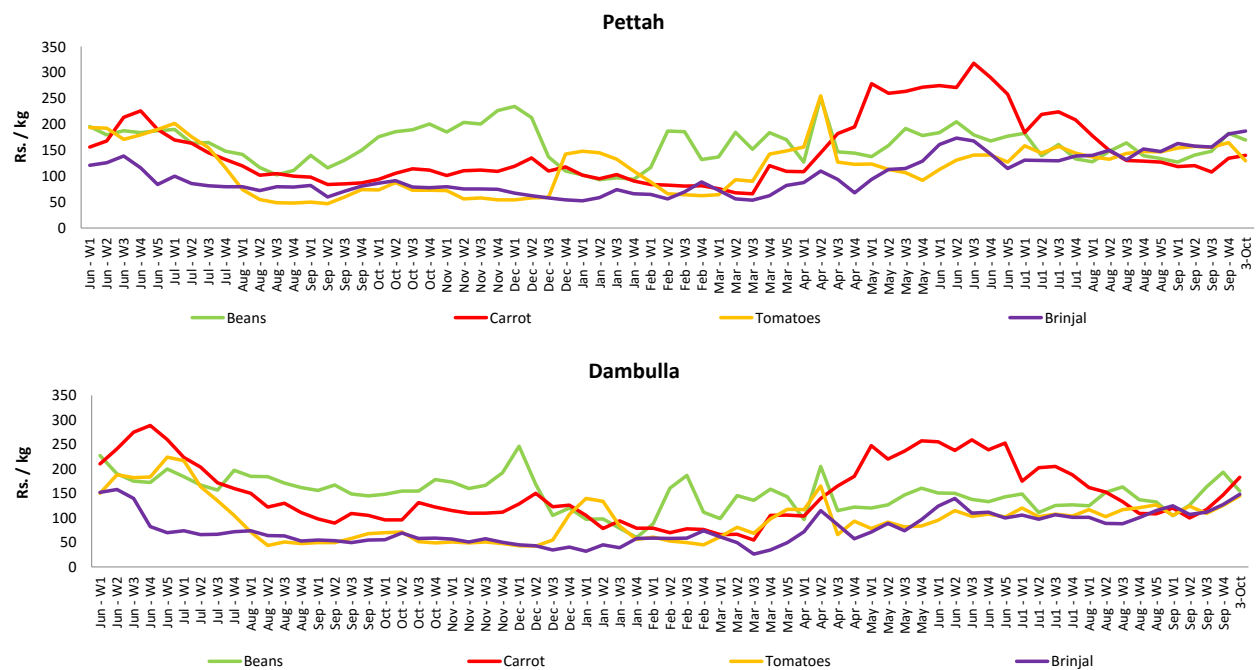
| Item        | Unit   | Wholesale               |        |                         |        | Retail                  |        |                         |        |
|-------------|--------|-------------------------|--------|-------------------------|--------|-------------------------|--------|-------------------------|--------|
|             |        | Pettah                  |        | Dambulla                |        | Pettah                  |        | Dambulla                |        |
|             |        | Previous 5 Days Average | Today  | Previous 5 Days Average | Today  | Previous 5 Days Average | Today  | Previous 5 Days Average | Today  |
| Beans       | Rs./Kg | 146.00                  | 137.00 | 169.00                  | 135.00 | 179.00                  | 170.00 | 190.00                  | 155.00 |
| Carrot      | Rs./Kg | 101.00                  | 100.00 | 132.00                  | 163.00 | 137.00                  | 140.00 | 152.00                  | 183.00 |
| Cabbage     | Rs./Kg | 96.00                   | 90.00  | 87.00                   | 93.00  | 136.00                  | 130.00 | 107.00                  | 113.00 |
| Tomatoes    | Rs./Kg | 122.00                  | 93.00  | 106.00                  | 125.00 | 158.00                  | 130.00 | 126.00                  | 145.00 |
| Brinjal     | Rs./Kg | 154.00                  | 147.00 | 111.00                  | 128.00 | 188.00                  | 187.00 | 131.00                  | 148.00 |
| Pumpkin     | Rs./Kg | 39.00                   | 51.00  | 37.00                   | 28.00  | 67.00                   | 70.00  | 57.00                   | 48.00  |
| Snake gourd | Rs./Kg | 95.00                   | 100.00 | 69.00                   | 75.00  | 132.00                  | 137.00 | 89.00                   | 95.00  |

- Price increased by more than 5% compared to previous week average price.
- Price decreased by more than 5% compared to previous week average price.

### Wholesale Prices



### Retail Prices



# Wholesale and Retail Prices of Selected Food Commodities - 2017/10/03

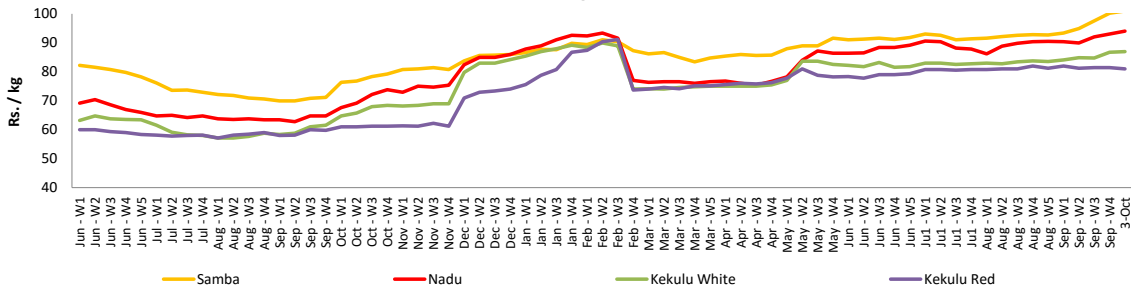
## Rice

| Item         | Unit   | Wholesale               |        |                         |        | Retail                  |        |
|--------------|--------|-------------------------|--------|-------------------------|--------|-------------------------|--------|
|              |        | Maradaghamula           |        | Pettah                  |        | Pettah                  |        |
|              |        | Previous 5 Days Average | Today  | Previous 5 Days Average | Today  | Previous 5 Days Average | Today  |
| Samba        | Rs./Kg | 100.00                  | 101.00 | 101.00                  | 103.00 | 106.00                  | 108.00 |
| Nadu         | Rs./Kg | 93.00                   | 94.00  | 91.00                   | 93.00  | 96.00                   | 98.00  |
| Kekulu White | Rs./Kg | 87.00                   | 87.00  | 86.00                   | 88.00  | 92.00                   | 95.00  |
| Kekulu Red   | Rs./Kg | 82.00                   | 81.00  | 83.00                   | 82.00  | 89.00                   | 90.00  |

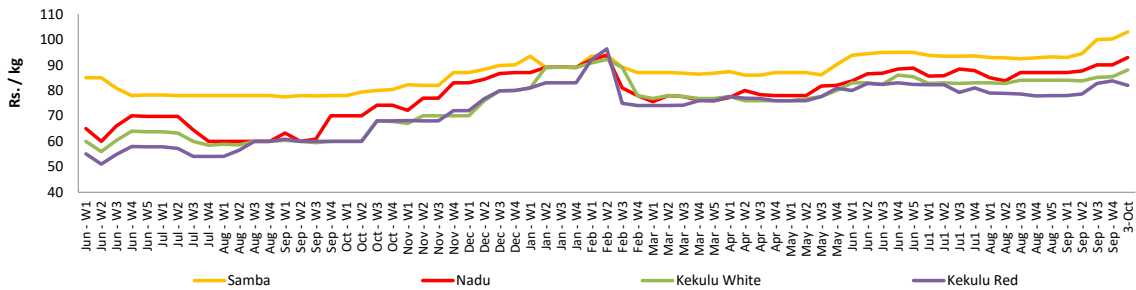
- Price increased by more than 5% compared to previous week average price.
- Price decreased by more than 5% compared to previous week average price.

### Wholesale Prices

#### Marandaghamula

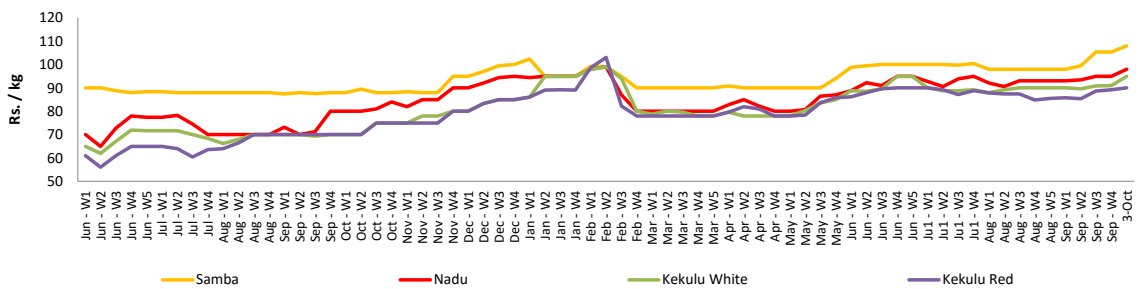


#### Pettah



### Retail Prices

#### Pettah



# Wholesale and Retail Prices of Selected Food Commodities - 2017/10/03

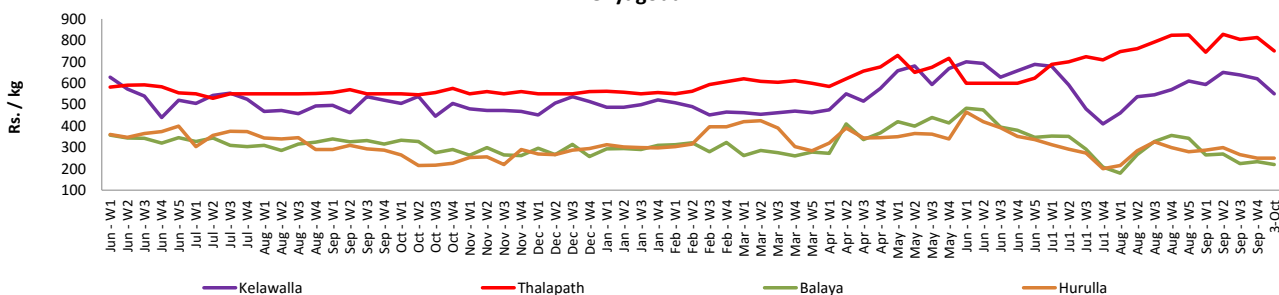
## Fish

| Item      | Unit   | Wholesale               |        |                         |        | Retail                  |        |                         |        |
|-----------|--------|-------------------------|--------|-------------------------|--------|-------------------------|--------|-------------------------|--------|
|           |        | Peliyagoda              |        | Negombo                 |        | Peliyagoda              |        | Negombo                 |        |
|           |        | Previous 5 Days Average | Today  | Previous 5 Days Average | Today  | Previous 5 Days Average | Today  | Previous 5 Days Average | Today  |
| Kelawalla | Rs./Kg | 608.00                  | 550.00 | 650.00                  | 580.00 | 900.00                  | 800.00 | 850.00                  | 780.00 |
| Thalapath | Rs./Kg | 800.00                  | 750.00 | 644.00                  | 620.00 | 930.00                  | 880.00 | 844.00                  | 840.00 |
| Balaya    | Rs./Kg | 238.00                  | 220.00 | 212.00                  | 200.00 | 338.00                  | 320.00 | 354.00                  | 350.00 |
| Paraw     | Rs./Kg | 530.00                  | 550.00 | 546.00                  | 530.00 | 824.00                  | 880.00 | 750.00                  | 750.00 |
| Salaya    | Rs./Kg | 128.00                  | 120.00 | 100.00                  | 90.00  | 192.00                  | 180.00 | 168.00                  | 150.00 |
| Hurulla   | Rs./Kg | 256.00                  | 250.00 | 224.00                  | 220.00 | 360.00                  | 360.00 | 316.00                  | 320.00 |

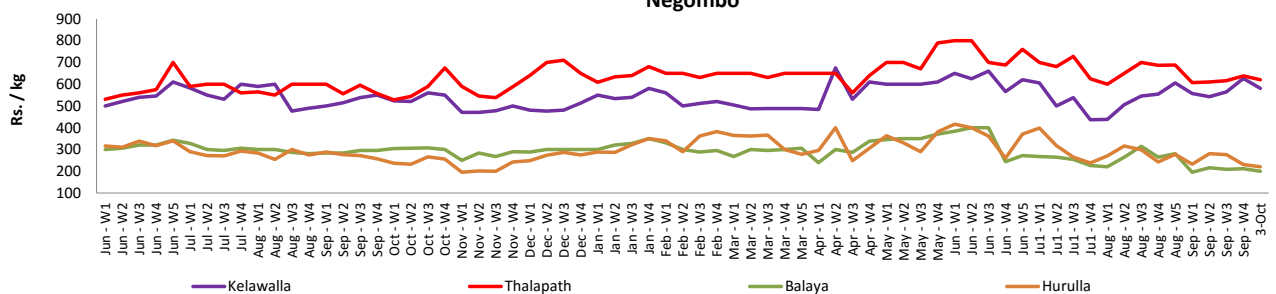
- Price increased by more than 5% compared to previous week average price.
- Price decreased by more than 5% compared to previous week average price.

### Wholesale Prices

#### Peliyagoda

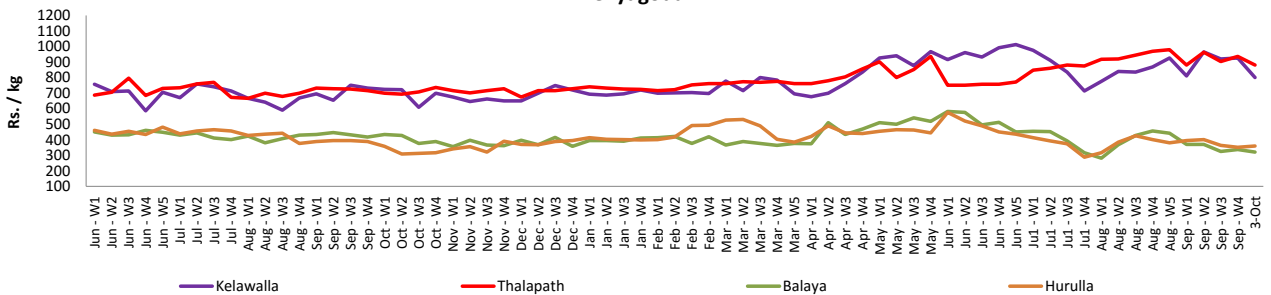


#### Negombo

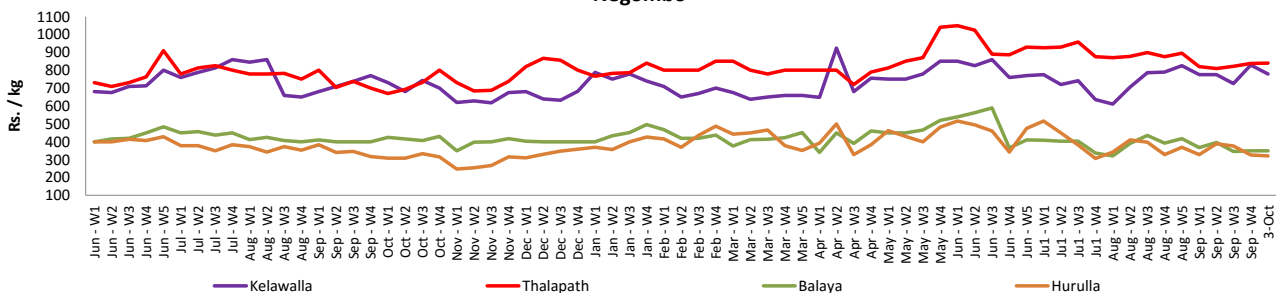


### Retail Prices

#### Peliyagoda



#### Negombo



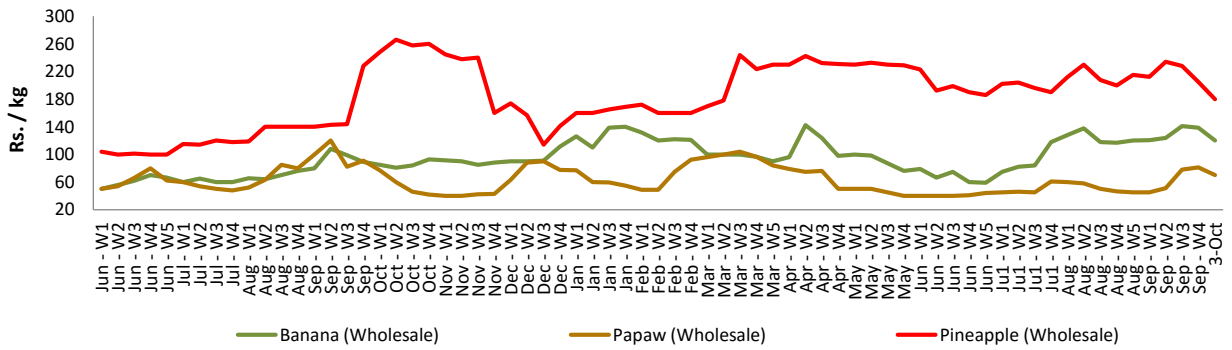
# Wholesale and Retail Prices of Selected Food Commodities - 2017/10/03

## Fruits

| Item          | Unit   | Wholesale               |        | Retail                  |        |
|---------------|--------|-------------------------|--------|-------------------------|--------|
|               |        | Pettah                  |        |                         |        |
|               |        | Previous 5 Days Average | Today  | Previous 5 Days Average | Today  |
| Banana (Sour) | Rs./Kg | 139.00                  | 120.00 | 178.00                  | 140.00 |
| Papaw         | Rs./Kg | 79.00                   | 70.00  | 110.00                  | 95.00  |
| Pineapple     | Rs./Kg | 195.00                  | 180.00 | 271.00                  | 270.00 |

- Price increased by more than 5% compared to previous week average price.
- Price decreased by more than 5% compared to previous week average price.

Wholesale - Pettah



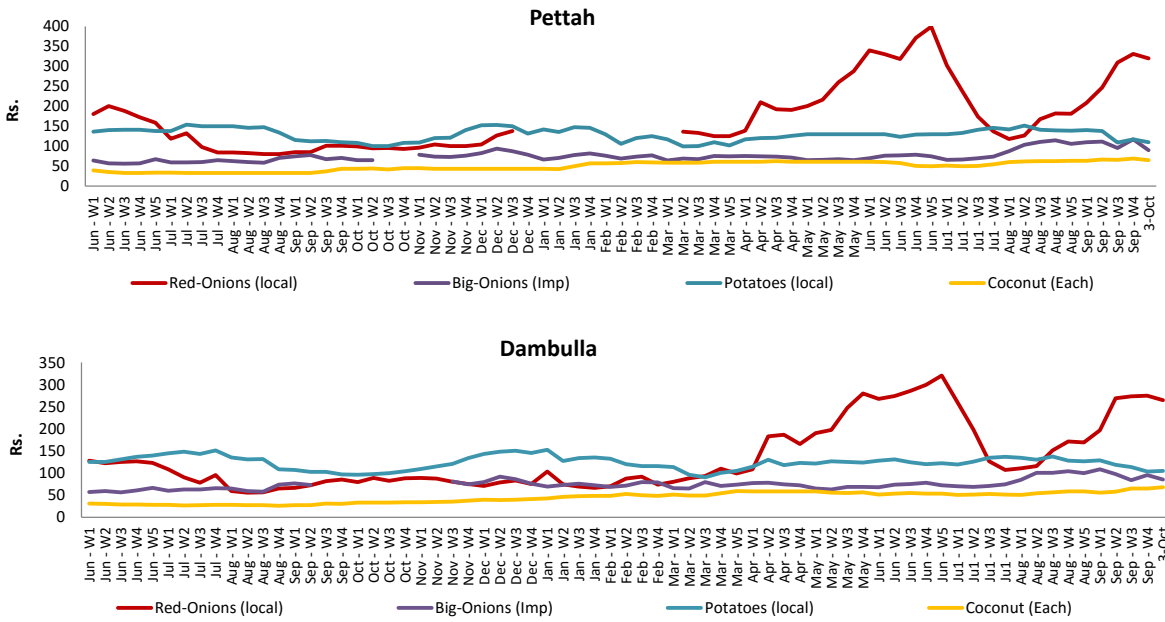
# Wholesale and Retail Prices of Selected Food Commodities - 2017/10/03

## Other

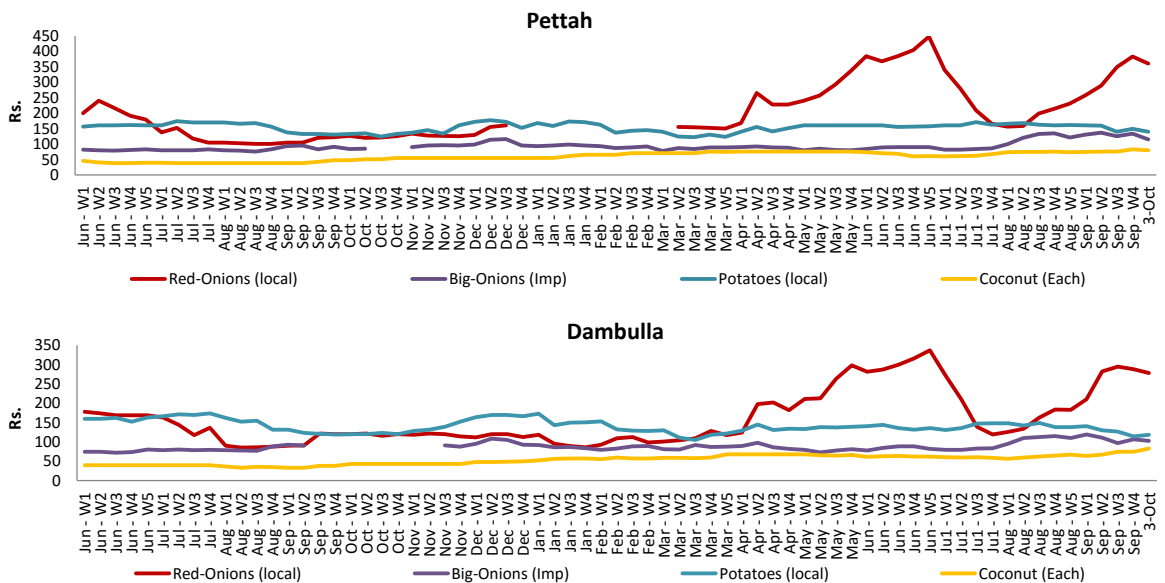
| Item                 | Unit     | Wholesale               |        |                         |        | Retail                  |        |                         |        |
|----------------------|----------|-------------------------|--------|-------------------------|--------|-------------------------|--------|-------------------------|--------|
|                      |          | Pettah                  |        | Dambulla                |        | Pettah                  |        | Dambulla                |        |
|                      |          | Previous 5 Days Average | Today  | Previous 5 Days Average | Today  | Previous 5 Days Average | Today  | Previous 5 Days Average | Today  |
| Red-Onions (local)   | Rs./Kg   | 327.00                  | 320.00 | 281.00                  | 265.00 | 377.00                  | 360.00 | 294.00                  | 278.00 |
| Red-Onions (Imp)     | Rs./Kg   | n.a.                    | n.a.   | n.a.                    | n.a.   | n.a.                    | n.a.   | n.a.                    | n.a.   |
| Big-Onions (local)   | Rs./Kg   | 90.00                   | 80.00  | 68.00                   | 45.00  | 115.00                  | 100.00 | 80.00                   | 58.00  |
| Big-Onions (Imp)     | Rs./Kg   | 117.00                  | 90.00  | 95.00                   | 85.00  | 134.00                  | 115.00 | 107.00                  | 103.00 |
| Potatoes (local)     | Rs./Kg   | 117.00                  | 110.00 | 104.00                  | 105.00 | 149.00                  | 140.00 | 115.00                  | 118.00 |
| Potatoes (Imp)       | Rs./Kg   | 83.00                   | 80.00  |                         |        | 102.00                  | 100.00 |                         |        |
| Dried Chillies (Imp) | Rs./Kg   | 196.00                  | 210.00 | 178.00                  | 175.00 | 233.00                  | 250.00 | 190.00                  | 188.00 |
| Coconut              | Rs./Nut  | 68.00                   | 65.00  | 64.00                   | 68.00  | 82.00                   | 80.00  | 75.00                   | 83.00  |
| Coconut oil          | Rs./Ltr  | 340.00                  | 340.00 |                         |        | 360.00                  | 360.00 |                         |        |
| Dhal                 | Rs./Kg   | 134.00                  | 133.00 |                         |        | 150.00                  | 150.00 |                         |        |
| Sugar                | Rs./Kg   | 104.00                  | 103.00 |                         |        | 110.00                  | 110.00 |                         |        |
| Eggs                 | Rs./Each | 9.80                    | 9.00   |                         |        | 10.80                   | 10.00  |                         |        |
| Katta                | Rs./Kg   | 900.00                  | 900.00 |                         |        | 950.00                  | 950.00 |                         |        |
| Sprats               | Rs./Kg   | 500.00                  | 500.00 |                         |        | 550.00                  | 550.00 |                         |        |

- Price increased by more than 5% compared to previous week average price.
- Price decreased by more than 5% compared to previous week average price.

### Wholesale Prices



### Retail Prices



\* Prices of food commodities may vary due to quality and markets among other factors.