

A Summary of Price Developments (From 25 September 2017 to 02 October 2017)



Vegetables

- Prices of most varieties of up country vegetables demonstrated mixed movements in both Pettah and Dambulla markets while most low country vegetable varieties indicated an increase.



Rice

- Prices of local rice varieties increased marginally in Pettah market compared to prices observed during the last week.



Other

- Prices of Big Onions (Local and Imported) decreased in both Pettah and Dambulla markets compared to the last week.
- Retail price of Egg decreased further in Pettah market due to favourable supply conditions.

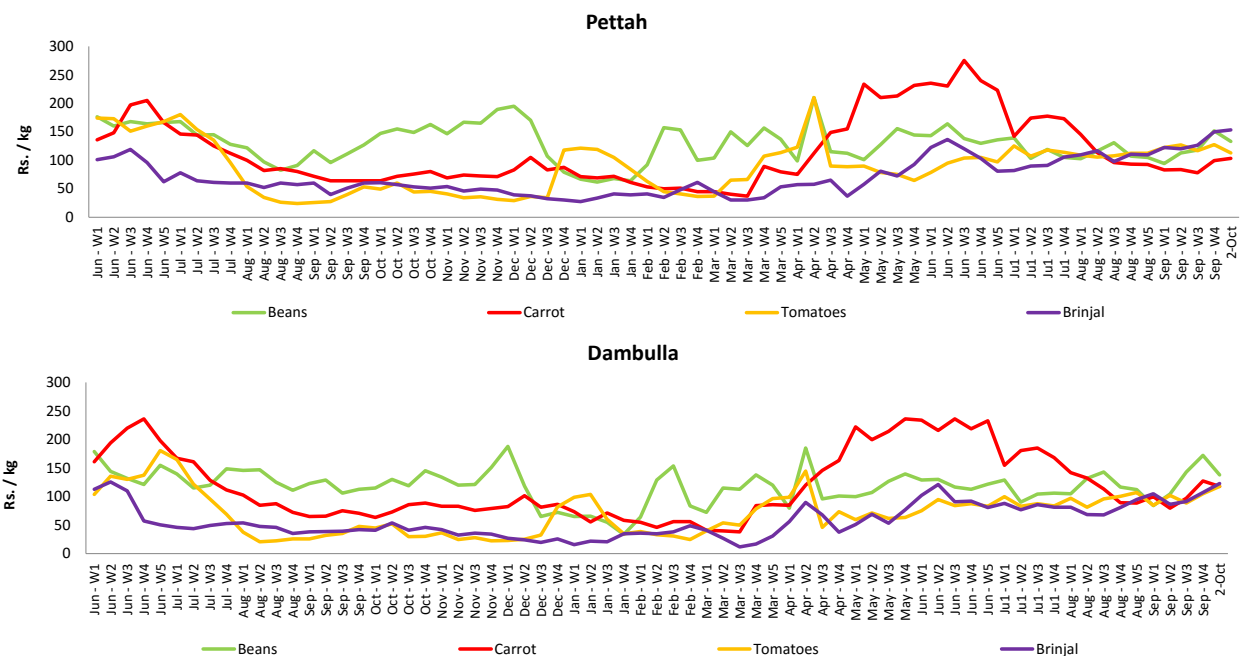
Wholesale and Retail Prices of Selected Food Commodities - 2017/10/02

Vegetables

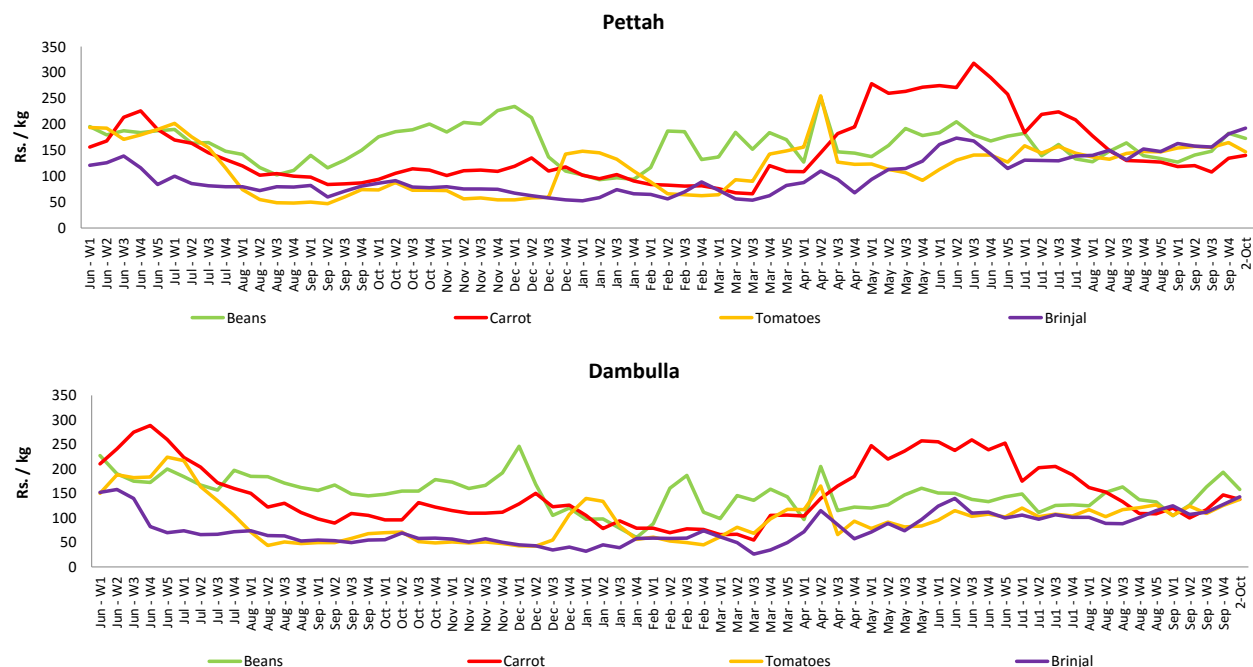
Item	Unit	Wholesale				Retail			
		Pettah		Dambulla		Pettah		Dambulla	
		Previous 5 Days Average	Today	Previous 5 Days Average	Today	Previous 5 Days Average	Today	Previous 5 Days Average	Today
Beans	Rs./Kg	151.00	133.00	173.00	138.00	183.00	173.00	193.00	158.00
Carrot	Rs./Kg	99.00	103.00	127.00	118.00	135.00	140.00	147.00	138.00
Cabbage	Rs./Kg	97.00	85.00	88.00	63.00	136.00	130.00	108.00	83.00
Tomatoes	Rs./Kg	128.00	113.00	105.00	118.00	165.00	147.00	125.00	138.00
Brinjal	Rs./Kg	150.00	153.00	107.00	123.00	182.00	193.00	127.00	143.00
Pumpkin	Rs./Kg	37.00	40.00	34.00	43.00	64.00	73.00	54.00	63.00
Snake gourd	Rs./Kg	93.00	100.00	66.00	73.00	129.00	137.00	86.00	93.00

- Price increased by more than 5% compared to previous week average price.
- Price decreased by more than 5% compared to previous week average price.

Wholesale Prices



Retail Prices



Wholesale and Retail Prices of Selected Food Commodities - 2017/10/02

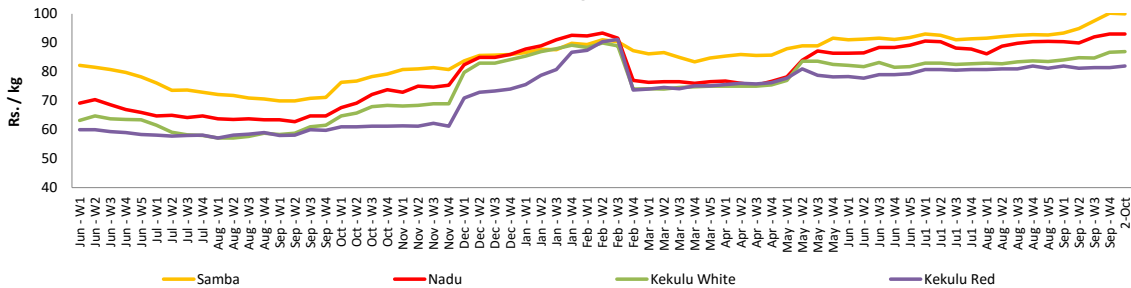
Rice

Item	Unit	Wholesale				Retail	
		Maradaghamula		Pettah		Pettah	
		Previous 5 Days Average	Today	Previous 5 Days Average	Today	Previous 5 Days Average	Today
Samba	Rs./Kg	100.00	100.00	100.00	103.00	105.00	108.00
Nadu	Rs./Kg	93.00	93.00	90.00	93.00	95.00	98.00
Kekulu White	Rs./Kg	87.00	87.00	85.00	88.00	91.00	95.00
Kekulu Red	Rs./Kg	81.00	82.00	84.00	82.00	89.00	90.00

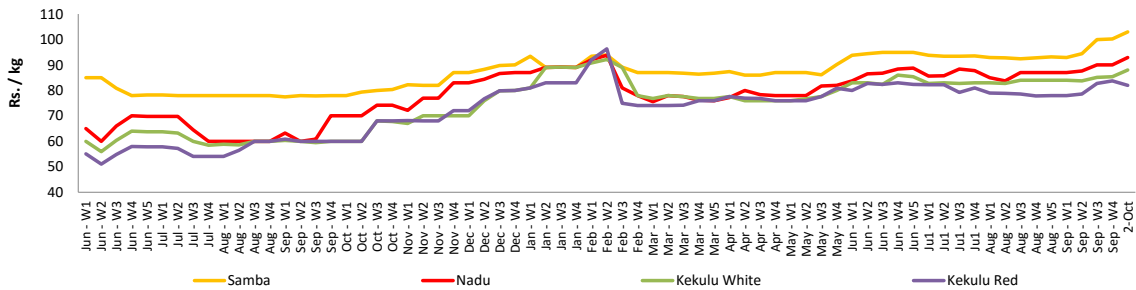
- Price increased by more than 5% compared to previous week average price.
- Price decreased by more than 5% compared to previous week average price.

Wholesale Prices

Marandaghamula

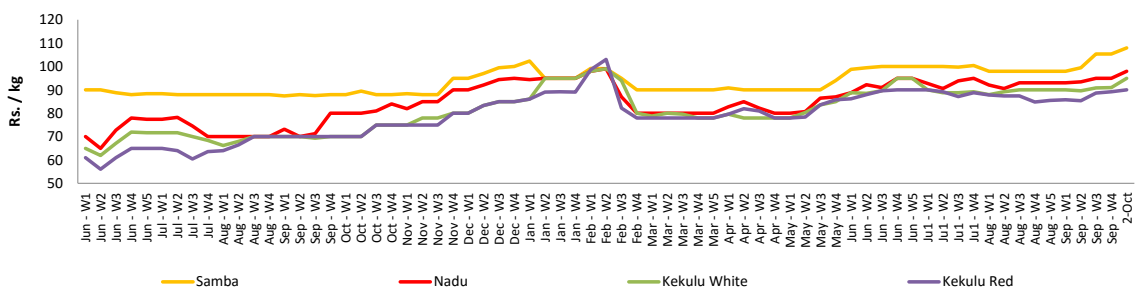


Pettah



Retail Prices

Pettah



Wholesale and Retail Prices of Selected Food Commodities - 2017/10/02

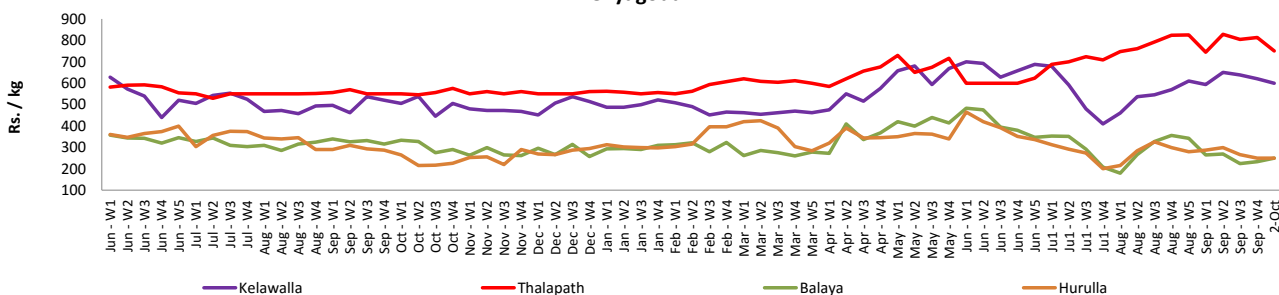
Fish

Item	Unit	Wholesale				Retail			
		Peliyagoda		Negombo		Peliyagoda		Negombo	
		Previous 5 Days Average	Today	Previous 5 Days Average	Today	Previous 5 Days Average	Today	Previous 5 Days Average	Today
Kelawalla	Rs./Kg	620.00	600.00	626.00	640.00	925.00	880.00	830.00	840.00
Thalapath	Rs./Kg	812.50	750.00	638.00	650.00	935.00	880.00	838.00	850.00
Balaya	Rs./Kg	234.00	250.00	212.00	220.00	336.00	350.00	350.00	370.00
Paraw	Rs./Kg	530.00	550.00	540.00	530.00	824.00	880.00	740.00	750.00
Salaya	Rs./Kg	130.00	120.00	94.00	120.00	196.00	180.00	162.00	180.00
Hurulla	Rs./Kg	250.00	250.00	230.00	240.00	352.00	360.00	326.00	320.00

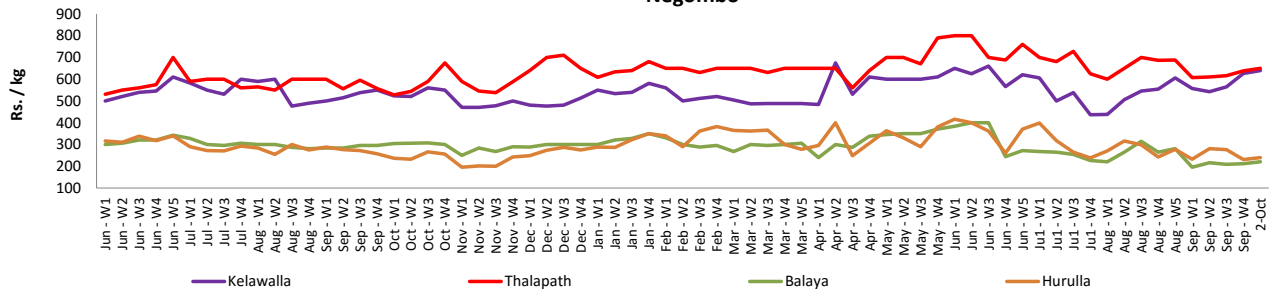
- Price increased by more than 5% compared to previous week average price.
- Price decreased by more than 5% compared to previous week average price.

Wholesale Prices

Peliyagoda

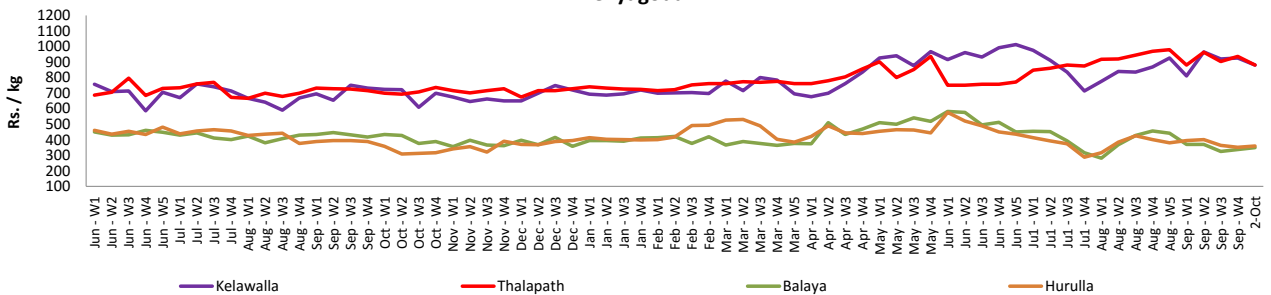


Negombo

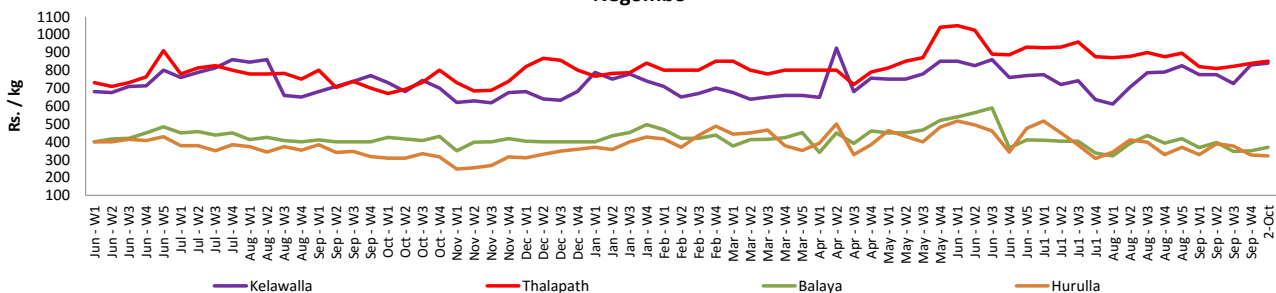


Retail Prices

Peliyagoda



Negombo



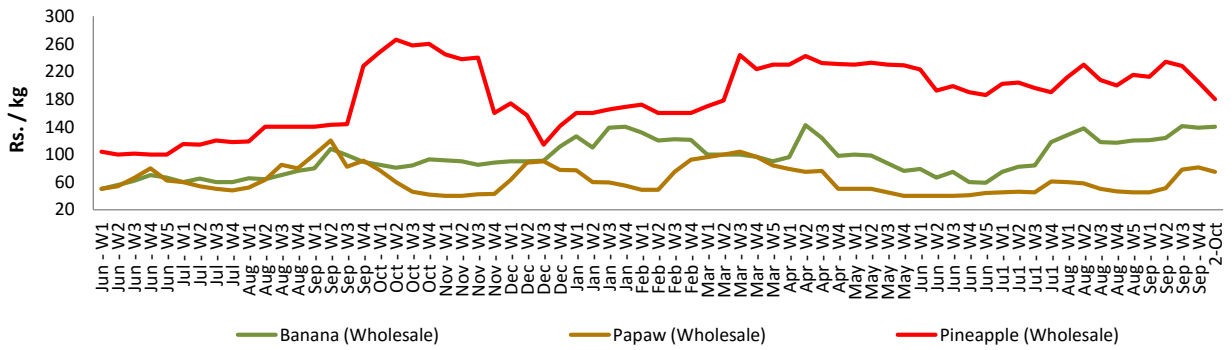
Wholesale and Retail Prices of Selected Food Commodities - 2017/10/02

Fruits

Item	Unit	Wholesale		Retail	
		Pettah			
		Previous 5 Days Average	Today	Previous 5 Days Average	Today
Banana (Sour)	Rs./Kg	139.00	140.00	178.00	180.00
Papaw	Rs./Kg	81.00	75.00	116.00	100.00
Pineapple	Rs./Kg	205.00	180.00	273.00	265.00

- Price increased by more than 5% compared to previous week average price.
- Price decreased by more than 5% compared to previous week average price.

Wholesale - Pettah



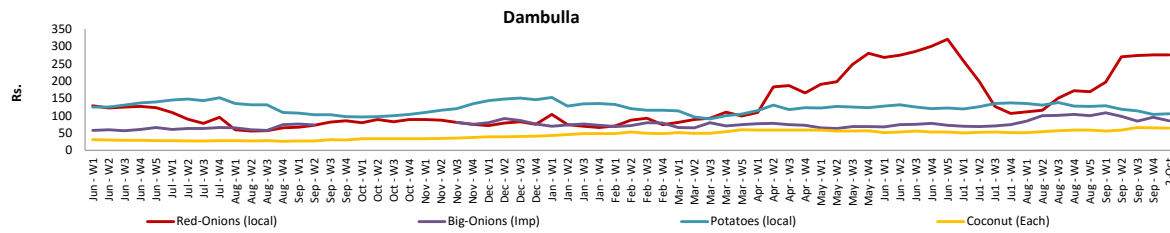
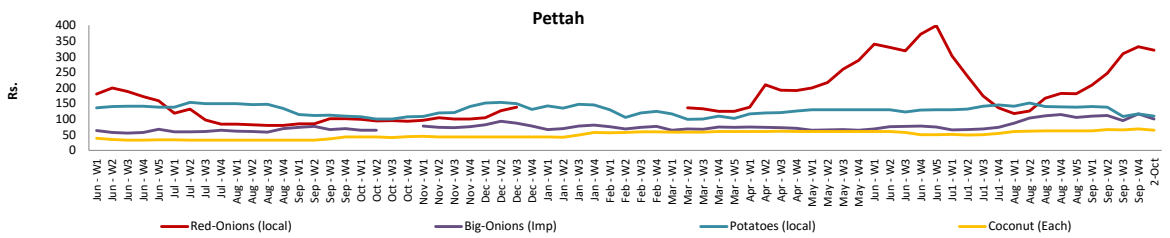
Wholesale and Retail Prices of Selected Food Commodities - 2017/10/02

Other

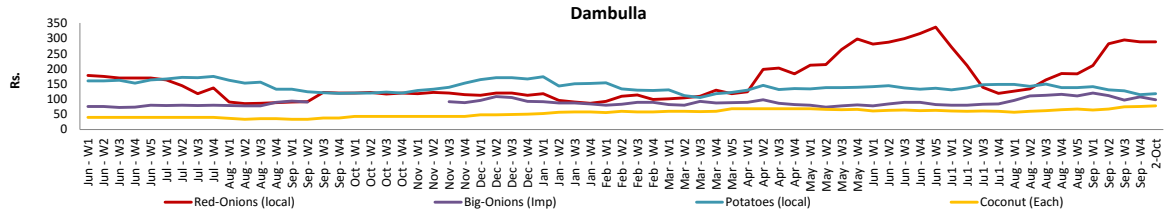
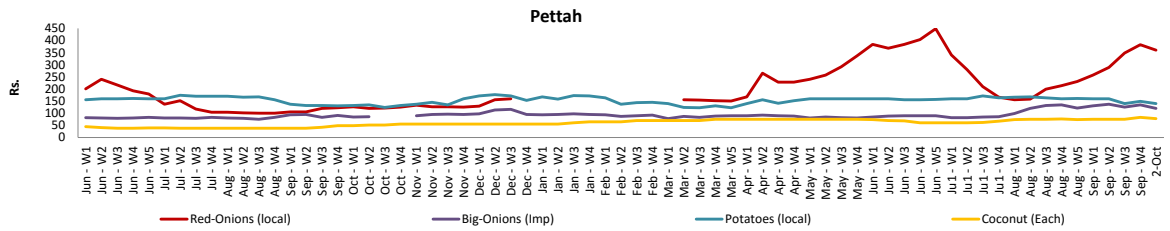
Item	Unit	Wholesale				Retail							
		Pettah		Dambulla		Pettah		Dambulla					
		Previous 5 Days Average	Today	Previous 5 Days Average	Today	Previous 5 Days Average	Today	Previous 5 Days Average	Today				
Red-Onions (local)	Rs./Kg	331.00	320.00	-3.32	275.00	275.00	0.00	383.00	360.00	-6.01	288.00	288.00	0.00
Red-Onions (Imp)	Rs./Kg	n.a.	n.a.	#VALUE!	n.a.	n.a.	#VALUE!	n.a.	n.a.	#VALUE!	n.a.	n.a.	#VALUE!
Big-Onions (local)	Rs./Kg	89.00	85.00	-4.49	68.00	65.00	-4.41	115.00	100.00	-13.04	79.00	78.00	-1.27
Big-Onions (Imp)	Rs./Kg	117.00	100.00	-14.53	95.00	85.00	-10.53	134.00	120.00	-10.45	107.00	98.00	-8.41
Potatoes (local)	Rs./Kg	117.00	110.00	-5.98	103.00	105.00	1.94	149.00	140.00	-6.04	114.00	118.00	3.51
Potatoes (Imp)	Rs./Kg	83.00	80.00	-3.61				102.00	100.00	-1.96			
Dried Chillies (Imp)	Rs./Kg	192.00	210.00	9.38	180.00	175.00	-2.78	229.00	250.00	9.17	192.00	188.00	-2.08
Coconut	Rs./Nut	69.00	65.00	-5.80	65.00	64.00	-1.54	83.00	78.00	-6.02	75.00	78.00	4.00
Coconut oil	Rs./Ltr	340.00	340.00	0.00				360.00	360.00	0.00			
Dhal	Rs./Kg	134.00	133.00	-0.75				150.00	150.00	0.00			
Sugar	Rs./Kg	104.00	103.00	-0.96				110.00	110.00	0.00			
Eggs	Rs./Each	10.00	9.00	-10.00				11.00	10.00	-9.09			
Katta	Rs./Kg	900.00	900.00	0.00				950.00	950.00	0.00			
Sprats	Rs./Kg	500.00	500.00	0.00				550.00	550.00	0.00			

- Price increased by more than 5% compared to previous week average price.
- Price decreased by more than 5% compared to previous week average price.

Wholesale Prices



Retail Prices



* Prices of food commodities may vary due to quality and markets among other factors.