

A Summary of Price Developments (From 22 September 2017 to 29 September 2017)



Vegetables

- Prices of most varieties of vegetables demonstrated mixed movements in both Pettah and Dambulla markets.



Rice

- Prices of local rice varieties are settled at levels after the increase observed in mid September in both Pettah and Marandagahamula markets.



Other

- Prices of Big Onions (Local) decreased in Pettah market while prices of Dambulla market demonstrated an increase.

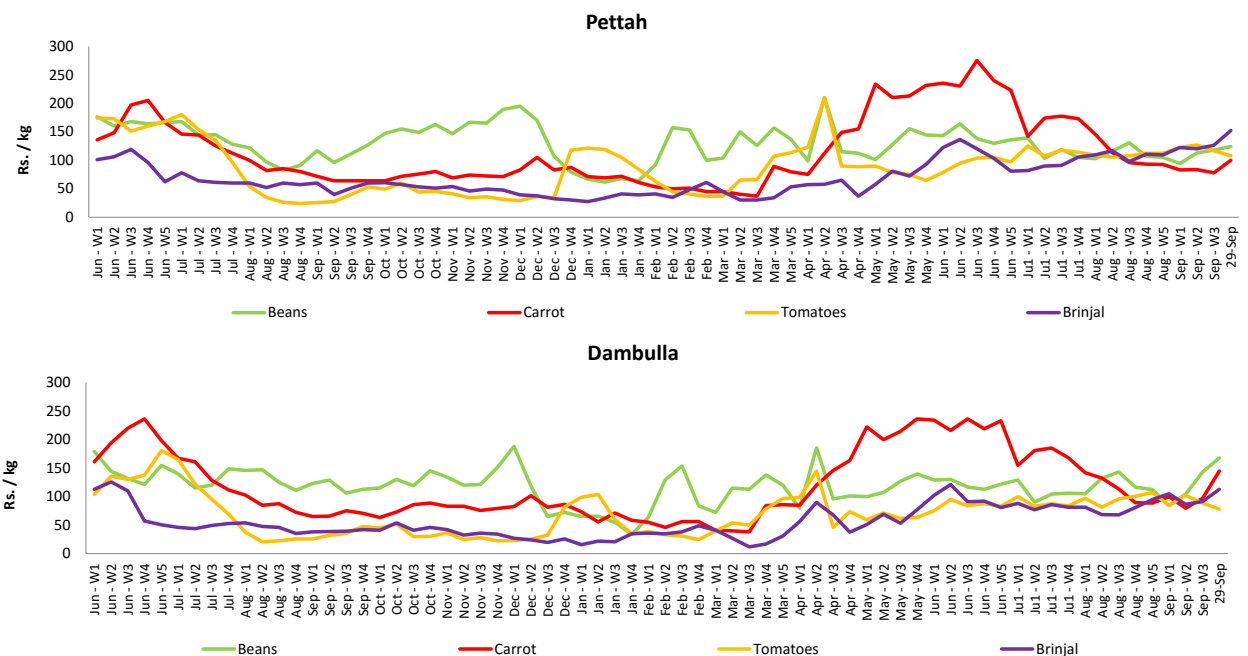
Wholesale and Retail Prices of Selected Food Commodities - 2017/09/29

Vegetables

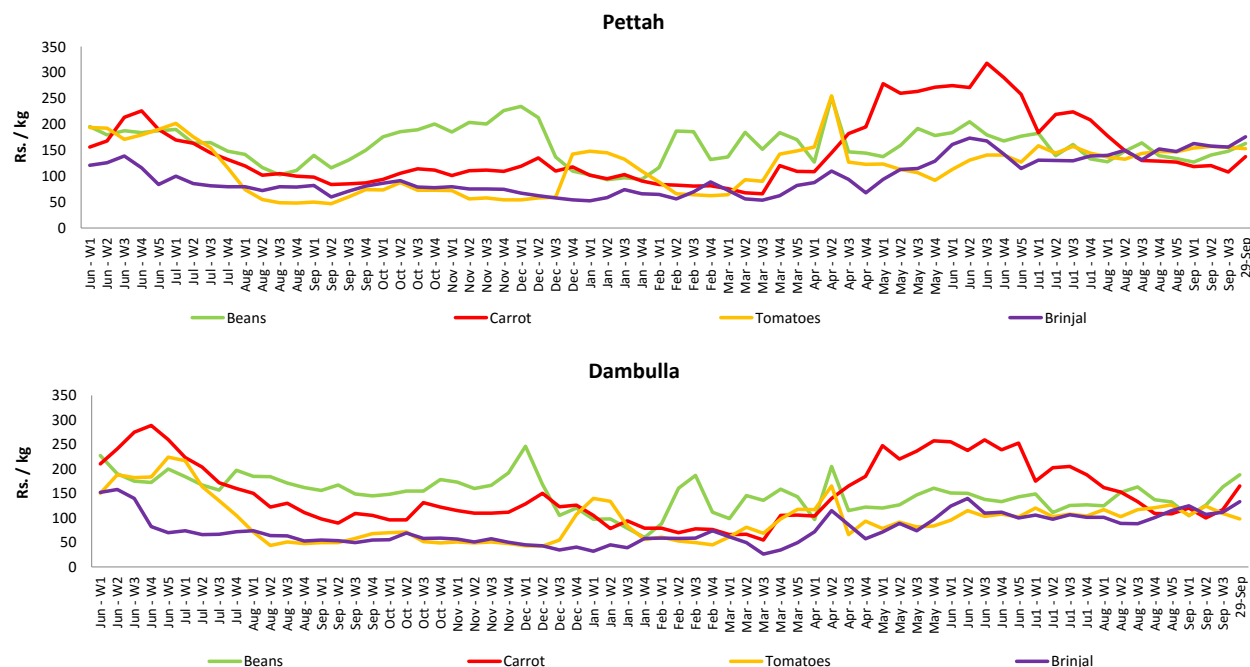
Item	Unit	Wholesale				Retail			
		Pettah		Dambulla		Pettah		Dambulla	
		Previous 5 Days Average	Today	Previous 5 Days Average	Today	Previous 5 Days Average	Today	Previous 5 Days Average	Today
Beans	Rs./Kg	149.00	124.00	172.00	168.00	179.00	163.00	193.00	188.00
Carrot	Rs./Kg	96.00	100.00	117.00	145.00	130.00	138.00	137.00	165.00
Cabbage	Rs./Kg	91.00	78.00	78.00	103.00	128.00	118.00	98.00	123.00
Tomatoes	Rs./Kg	127.00	108.00	109.00	78.00	164.00	153.00	129.00	98.00
Brinjal	Rs./Kg	144.00	152.00	104.00	113.00	177.00	176.00	124.00	133.00
Pumpkin	Rs./Kg	38.00	36.00	37.00	38.00	65.00	58.00	57.00	58.00
Snake gourd	Rs./Kg	91.00	88.00	67.00	63.00	126.00	138.00	88.00	83.00

- Price increased by more than 5% compared to previous week average price.
- Price decreased by more than 5% compared to previous week average price.

Wholesale Prices



Retail Prices



Wholesale and Retail Prices of Selected Food Commodities - 2017/09/29

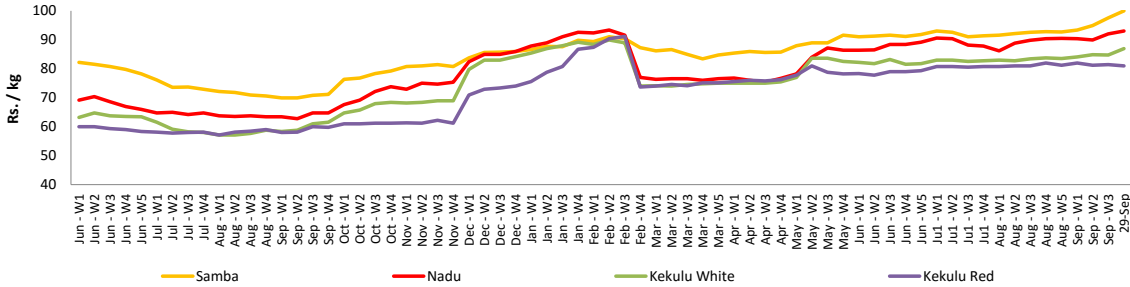
Rice

Item	Unit	Wholesale				Retail	
		Maradaghamula		Pettah		Pettah	
		Previous 5 Days Average	Today	Previous 5 Days Average	Today	Previous 5 Days Average	Today
Samba	Rs./Kg	100.00	100.00	100.00	102.00	105.00	107.00
Nadu	Rs./Kg	93.00	93.00	90.00	90.00	95.00	95.00
Kekulu White	Rs./Kg	86.00	87.00	85.00	87.00	90.00	93.00
Kekulu Red	Rs./Kg	81.00	81.00	84.00	83.00	89.00	89.00

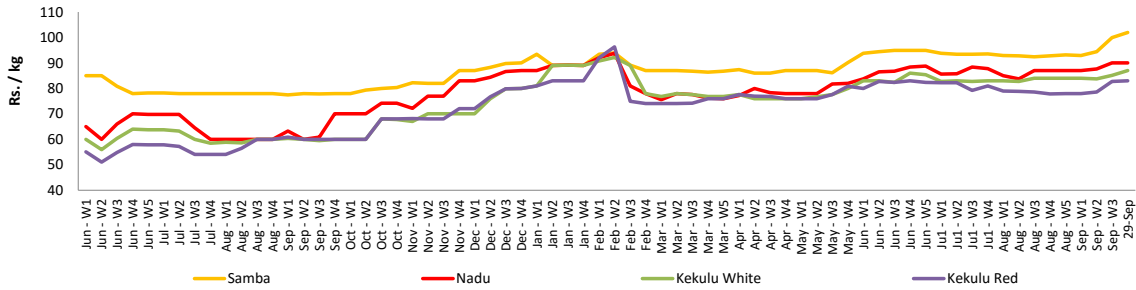
- Price increased by more than 5% compared to previous week average price.
- Price decreased by more than 5% compared to previous week average price.

Wholesale Prices

Marandaghamula

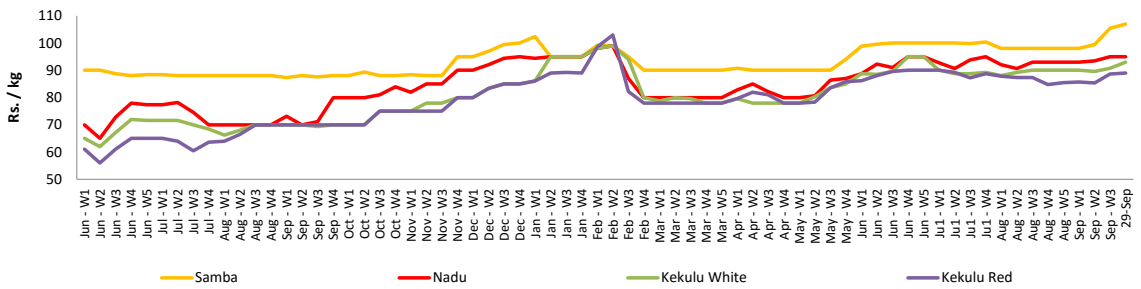


Pettah



Retail Prices

Pettah



Wholesale and Retail Prices of Selected Food Commodities - 2017/09/29

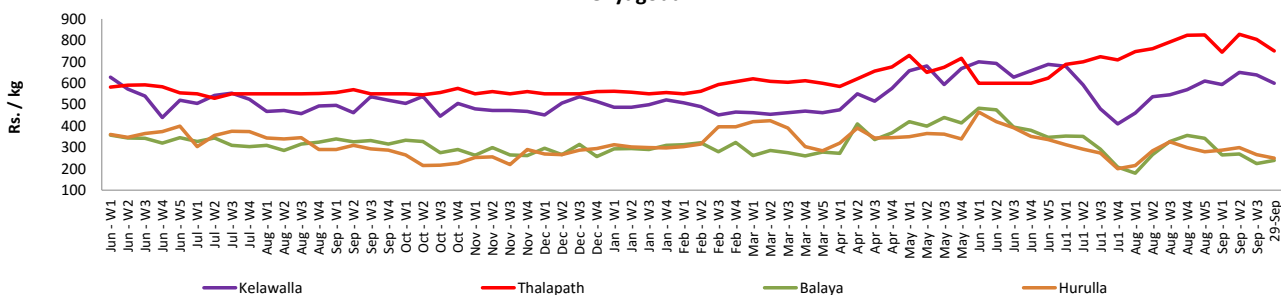
Fish

Item	Unit	Wholesale				Retail			
		Peliyagoda		Negombo		Peliyagoda		Negombo	
		Previous 5 Days Average	Today	Previous 5 Days Average	Today	Previous 5 Days Average	Today	Previous 5 Days Average	Today
Kelawalla	Rs./Kg	600.00	600.00	610.00	640.00	875.00	880.00	812.00	840.00
Thalapath	Rs./Kg	825.00	750.00	624.00	650.00	940.00	880.00	824.00	850.00
Balaya	Rs./Kg	230.00	240.00	212.00	200.00	332.00	340.00	346.00	350.00
Paraw	Rs./Kg	530.00	400.00	526.00	550.00	824.00	600.00	730.00	750.00
Salaya	Rs./Kg	132.00	120.00	96.00	90.00	200.00	180.00	166.00	150.00
Hurulla	Rs./Kg	244.00	250.00	234.00	200.00	344.00	360.00	334.00	280.00

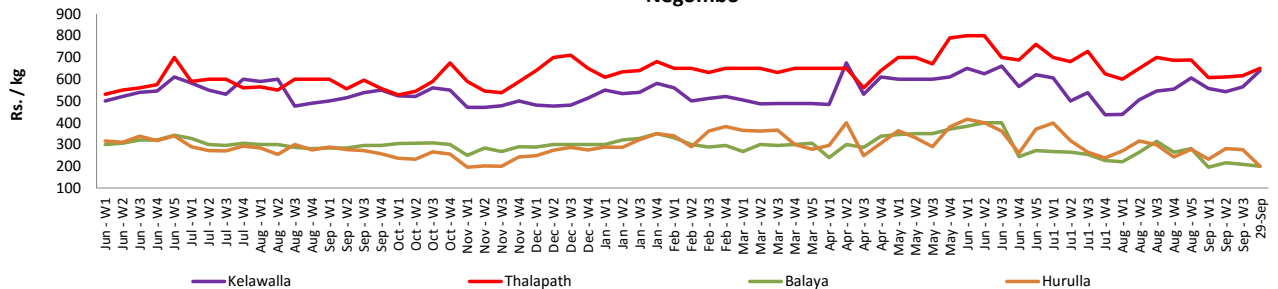
- Price increased by more than 5% compared to previous week average price.
- Price decreased by more than 5% compared to previous week average price.

Wholesale Prices

Peliyagoda

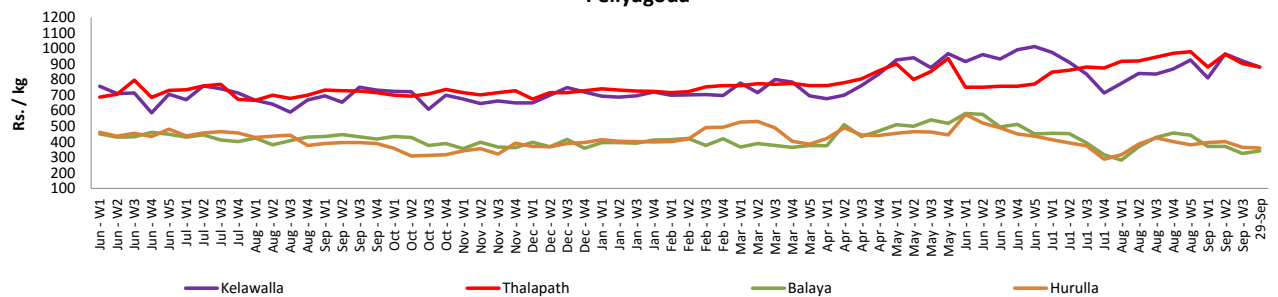


Negombo

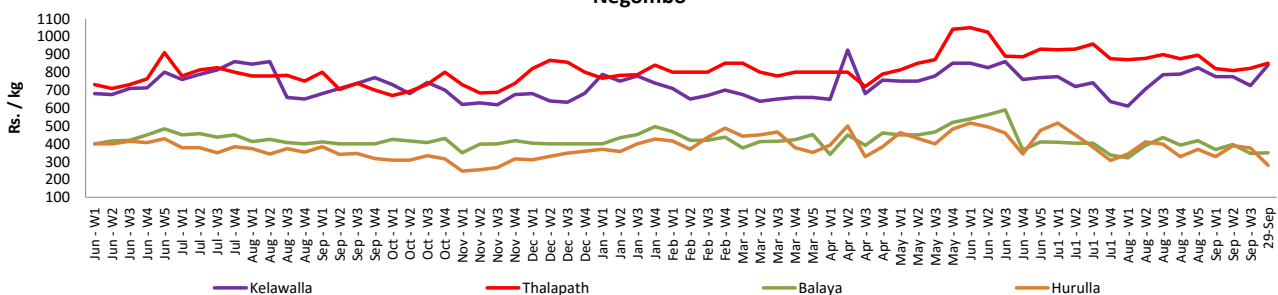


Retail Prices

Peliyagoda



Negombo



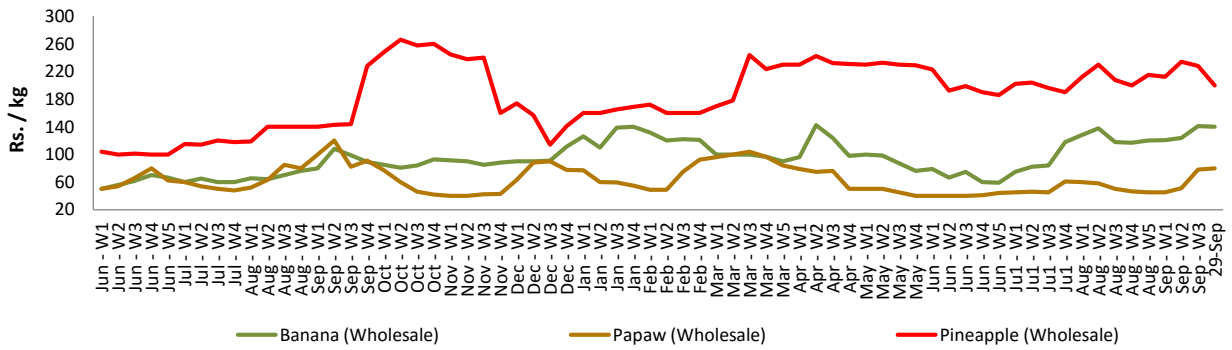
Wholesale and Retail Prices of Selected Food Commodities - 2017/09/29

Fruits

Item	Unit	Wholesale		Retail	
		Pettah			
		Previous 5 Days Average	Today	Previous 5 Days Average	Today
Banana (Sour)	Rs./Kg	139.00	140.00	179.00	175.00
Papaw	Rs./Kg	80.00	80.00	114.00	110.00
Pineapple	Rs./Kg	210.00	200.00	270.00	280.00

- Price increased by more than 5% compared to previous week average price.
- Price decreased by more than 5% compared to previous week average price.

Wholesale - Pettah



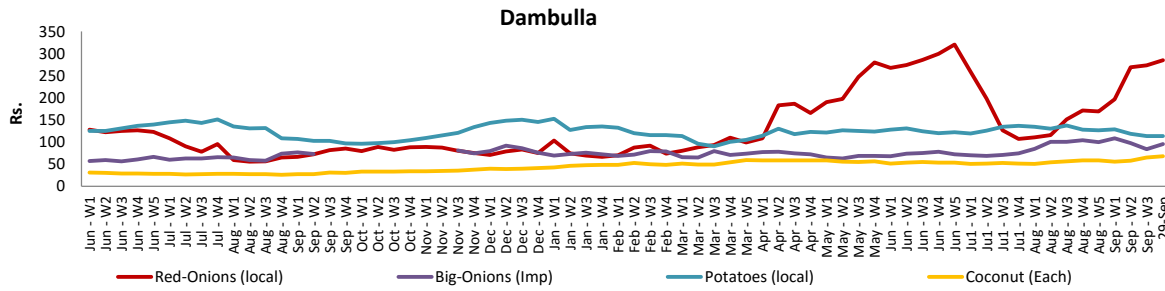
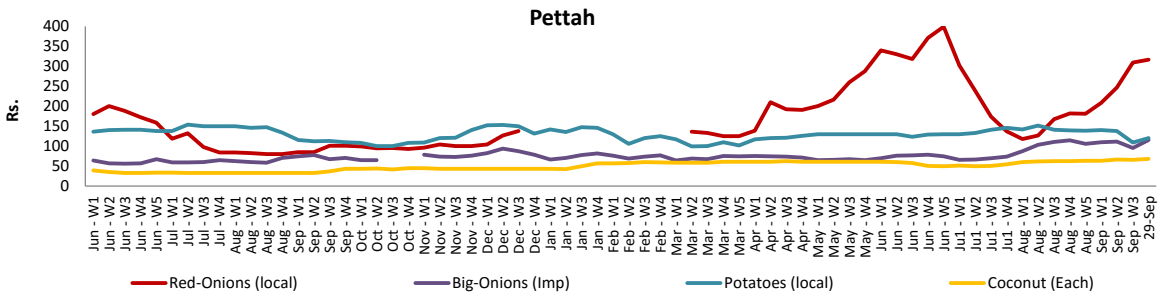
Wholesale and Retail Prices of Selected Food Commodities - 2017/09/29

Other

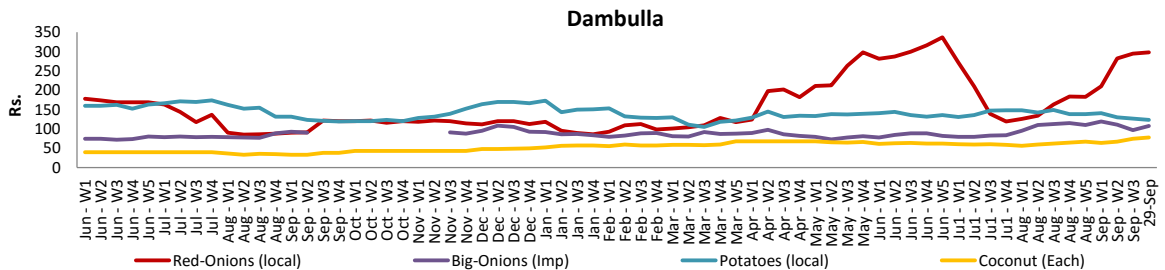
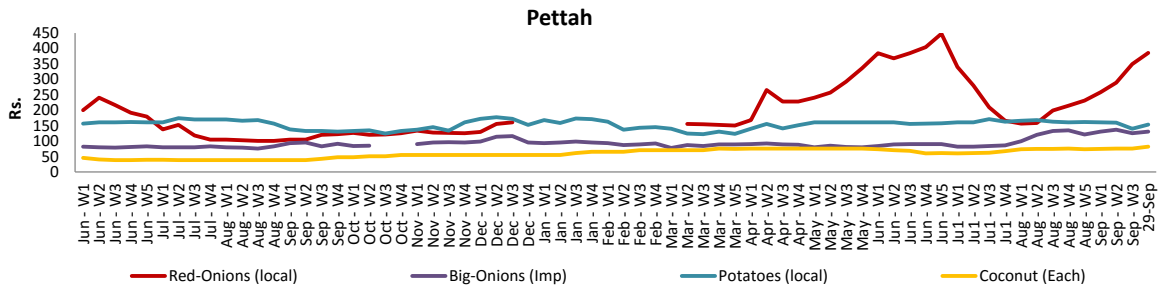
Item	Unit	Wholesale				Retail			
		Pettah		Dambulla		Pettah		Dambulla	
		Previous 5 Days Average	Today	Previous 5 Days Average	Today	Previous 5 Days Average	Today	Previous 5 Days Average	Today
Red-Onions (local)	Rs./Kg	321.00	317.00	268.00	285.00	369.00	385.00	287.00	298.00
Red-Onions (Imp)	Rs./Kg	n.a.	n.a.	n.a.	n.a.	n.a.	n.a.	n.a.	n.a.
Big-Onions (local)	Rs./Kg	88.00	73.00	63.00	82.00	113.00	110.00	76.00	93.00
Big-Onions (Imp)	Rs./Kg	111.00	115.00	93.00	95.00	132.00	130.00	105.00	108.00
Potatoes (local)	Rs./Kg	114.00	120.00	101.00	113.00	146.00	153.00	112.00	123.00
Potatoes (Imp)	Rs./Kg	82.00	83.00			102.00	100.00		
Dried Chillies (Imp)	Rs./Kg	190.00	200.00	182.00	178.00	227.00	235.00	195.00	188.00
Coconut	Rs./Nut	69.00	68.00	65.00	68.00	82.00	82.00	75.00	78.00
Coconut oil	Rs./Ltr	340.00	340.00			360.00	360.00		
Dhal	Rs./Kg	134.00	133.00			150.00	150.00		
Sugar	Rs./Kg	104.00	104.00			110.00	110.00		
Eggs	Rs./Each	10.40	10.00			11.35	11.00		
Katta	Rs./Kg	900.00	900.00			950.00	950.00		
Sprats	Rs./Kg	500.00	500.00			550.00	550.00		

- Price increased by more than 5% compared to previous week average price.
- Price decreased by more than 5% compared to previous week average price.

Wholesale Prices



Retail Prices



* Prices of food commodities may vary due to quality and markets among other factors.