

A Summary of Price Developments (From 21 September 2017 to 28 September 2017)



Vegetables

- Prices of most varieties of vegetables increased in Dambulla market while Prices in Pettah market demonstrated a mixed movement.



Rice

- Prices of Samba and Nadu are settled at levels after the increase observed in mid September in both Pettah and Marandagahamula markets.
- However, Prices of Kekulu (white) increased in retail counters.



Other

- Prices of Big Onions (Imported) started decreasing in both Pettah and Dambulla markets after the sudden increase observed a few days ago in anticipation of the increase of import tax by 100 per cent.
- Prices of Coconut increased in Pettah market due to low supply.

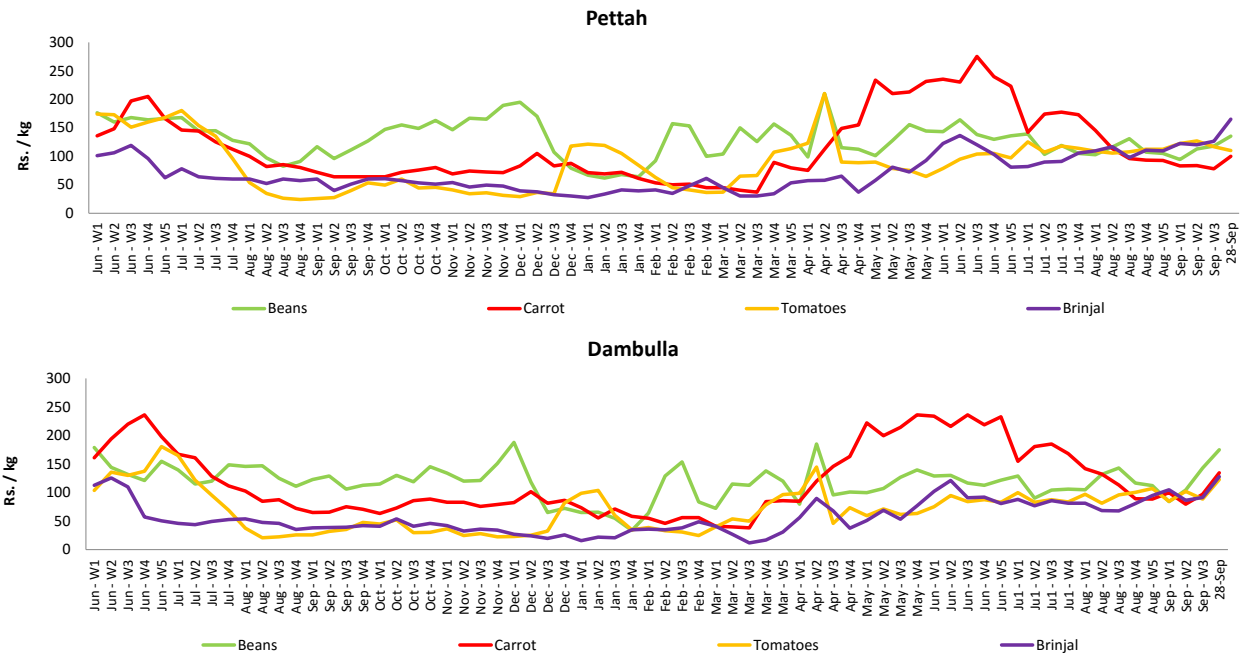
Wholesale and Retail Prices of Selected Food Commodities - 2017/09/28

Vegetables

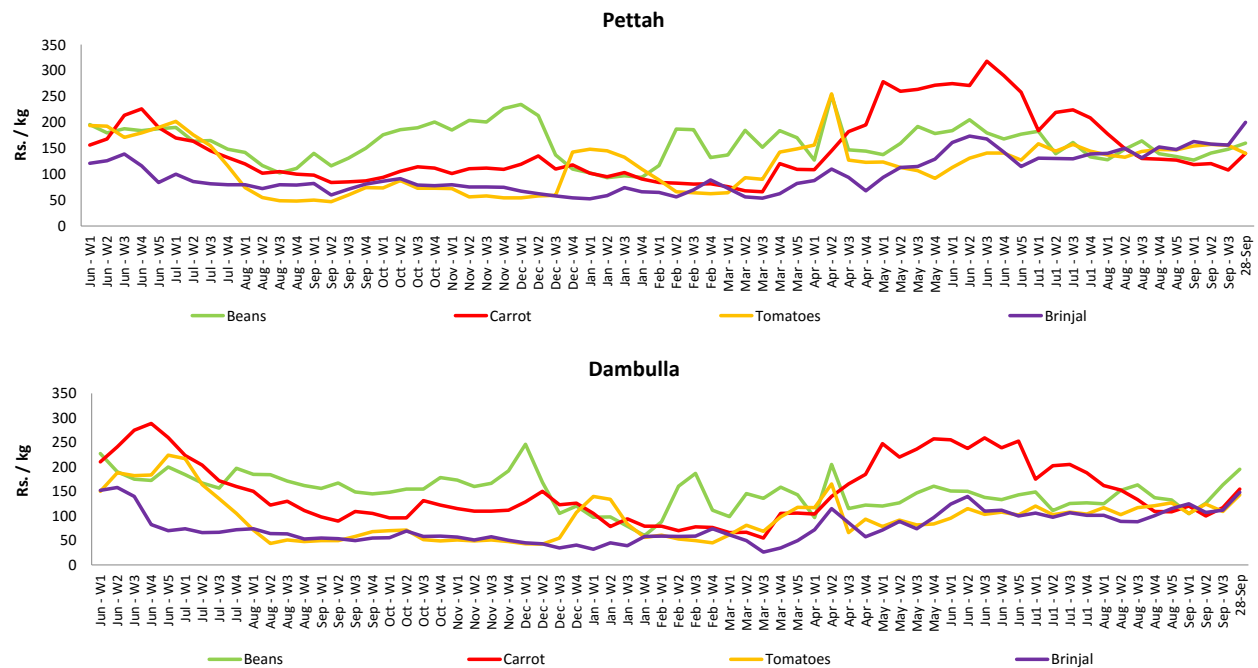
Item	Unit	Wholesale				Retail			
		Pettah		Dambulla		Pettah		Dambulla	
		Previous 5 Days Average	Today	Previous 5 Days Average	Today	Previous 5 Days Average	Today	Previous 5 Days Average	Today
Beans	Rs./Kg	143.00	135.00	164.00	175.00	175.00	160.00	185.00	195.00
Carrot	Rs./Kg	91.00	100.00	109.00	135.00	122.00	140.00	129.00	155.00
Cabbage	Rs./Kg	77.00	110.00	67.00	98.00	113.00	150.00	87.00	118.00
Tomatoes	Rs./Kg	125.00	110.00	101.00	123.00	162.00	140.00	121.00	143.00
Brinjal	Rs./Kg	139.00	165.00	97.00	128.00	171.00	200.00	117.00	148.00
Pumpkin	Rs./Kg	39.00	43.00	40.00	33.00	67.00	70.00	60.00	53.00
Snake gourd	Rs./Kg	90.00	90.00	65.00	78.00	125.00	125.00	85.00	98.00

- Price increased by more than 5% compared to previous week average price.
- Price decreased by more than 5% compared to previous week average price.

Wholesale Prices



Retail Prices



Wholesale and Retail Prices of Selected Food Commodities - 2017/09/28

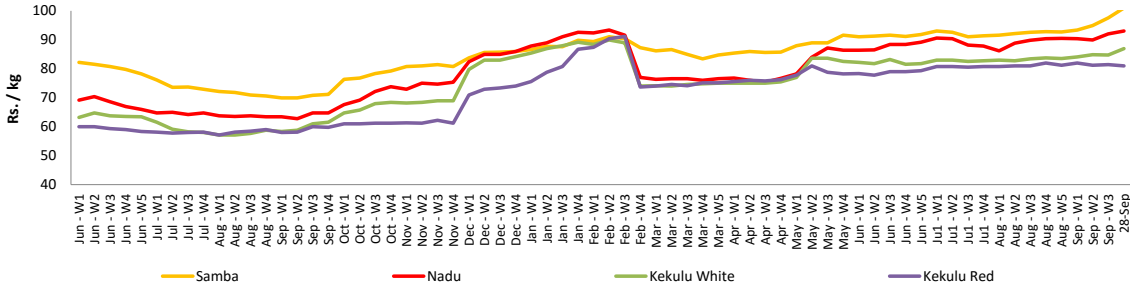
Rice

Item	Unit	Wholesale				Retail	
		Maradaghamula		Pettah		Pettah	
		Previous 5 Days Average	Today	Previous 5 Days Average	Today	Previous 5 Days Average	Today
Samba	Rs./Kg	99.00	101.00	100.00	99.00	105.00	105.00
Nadu	Rs./Kg	93.00	93.00	90.00	90.00	95.00	95.00
Kekulu White	Rs./Kg	86.00	87.00	84.00	88.00	89.00	95.00
Kekulu Red	Rs./Kg	81.00	81.00	84.00	84.00	89.00	90.00

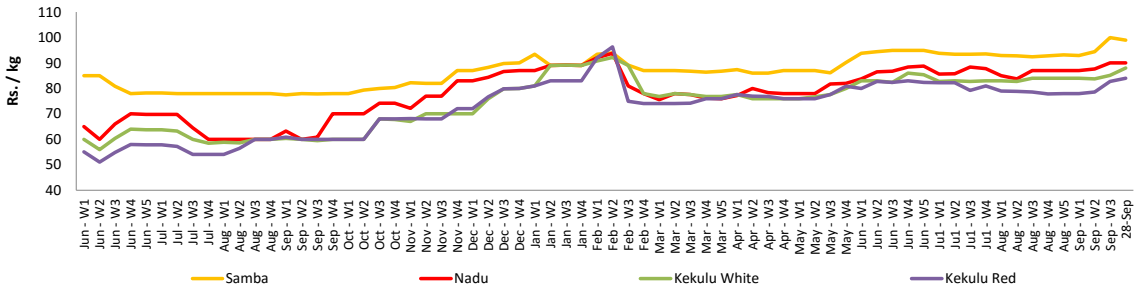
- Price increased by more than 5% compared to previous week average price.
- Price decreased by more than 5% compared to previous week average price.

Wholesale Prices

Maradaghamula

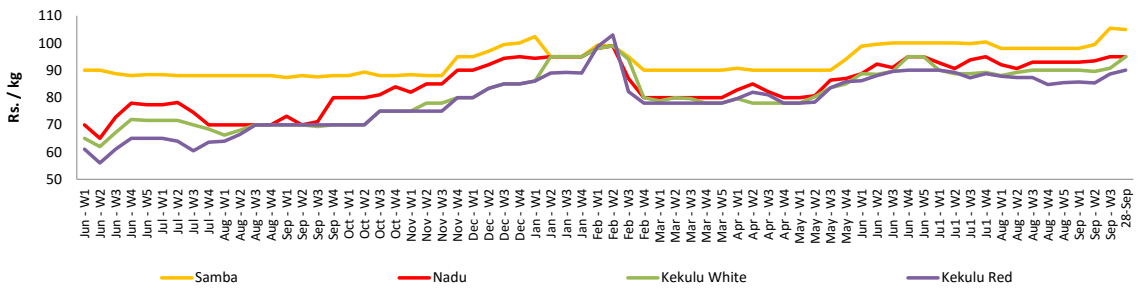


Pettah



Retail Prices

Pettah



Wholesale and Retail Prices of Selected Food Commodities - 2017/09/28

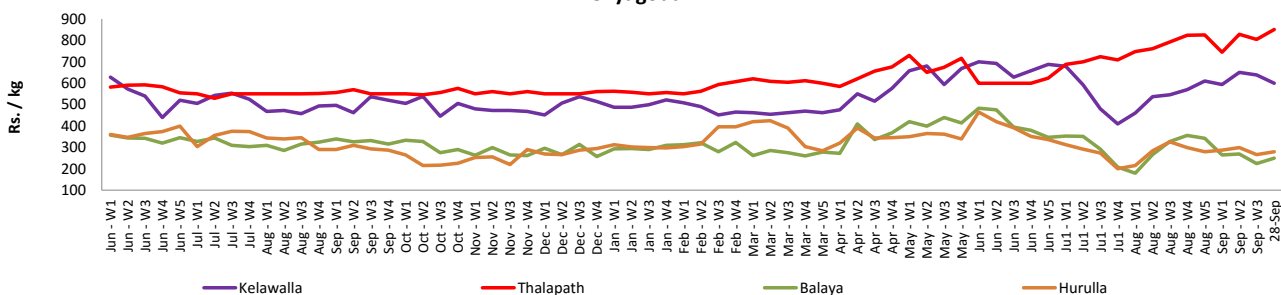
Fish

Item	Unit	Wholesale				Retail			
		Peliyagoda		Negombo		Peliyagoda		Negombo	
		Previous 5 Days Average	Today	Previous 5 Days Average	Today	Previous 5 Days Average	Today	Previous 5 Days Average	Today
Kelawalla	Rs./Kg	620.00	600.00	598.00	660.00	900.00	880.00	788.00	860.00
Thalapath	Rs./Kg	812.50	850.00	624.00	620.00	920.00	980.00	830.00	820.00
Balaya	Rs./Kg	224.00	250.00	216.00	200.00	326.00	350.00	346.00	350.00
Paraw	Rs./Kg	530.00	550.00	520.00	550.00	828.00	860.00	720.00	750.00
Salaya	Rs./Kg	132.00	130.00	98.00	100.00	200.00	200.00	166.00	180.00
Hurulla	Rs./Kg	240.00	280.00	244.00	230.00	340.00	380.00	344.00	330.00

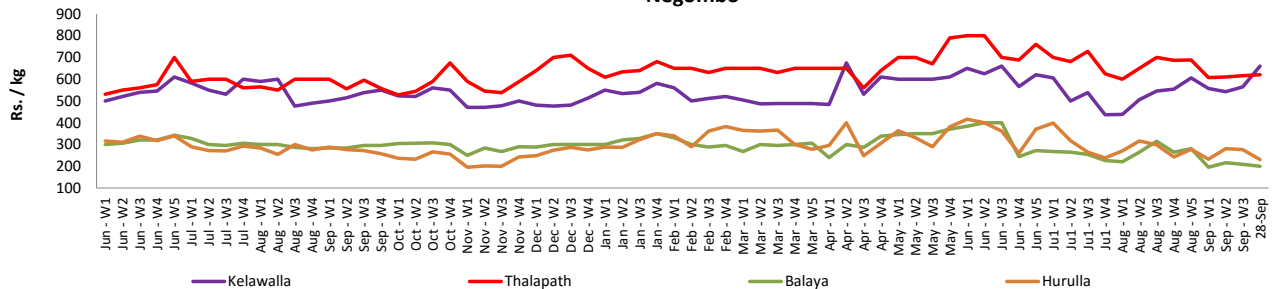
- Price increased by more than 5% compared to previous week average price.
- Price decreased by more than 5% compared to previous week average price.

Wholesale Prices

Peliyagoda

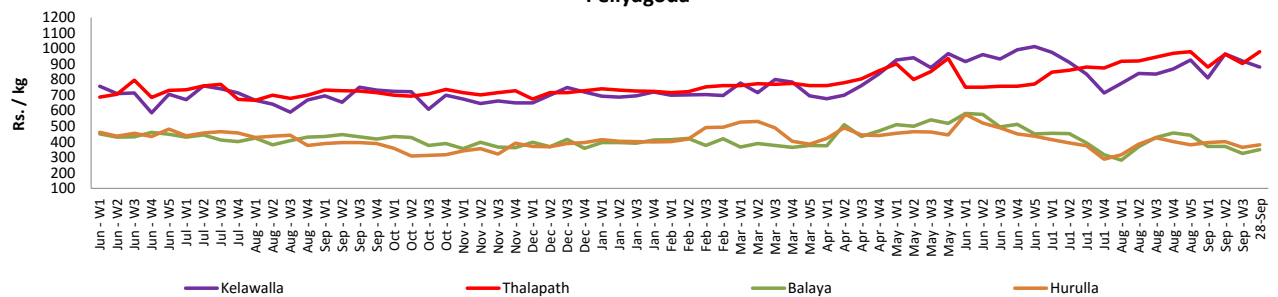


Negombo

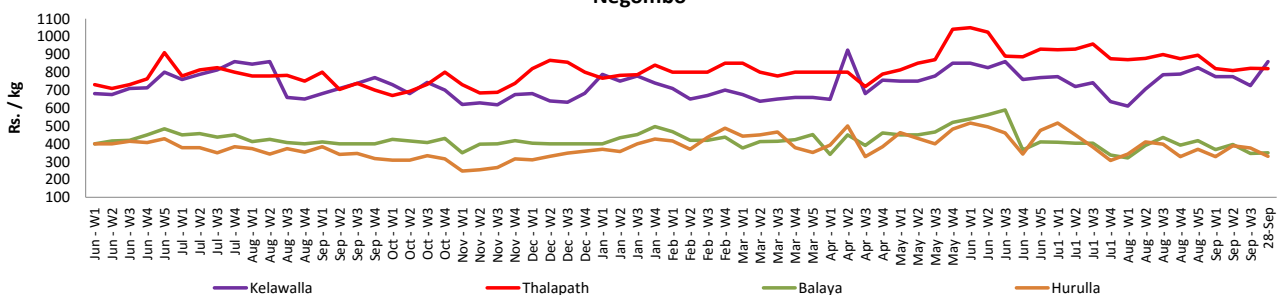


Retail Prices

Peliyagoda



Negombo



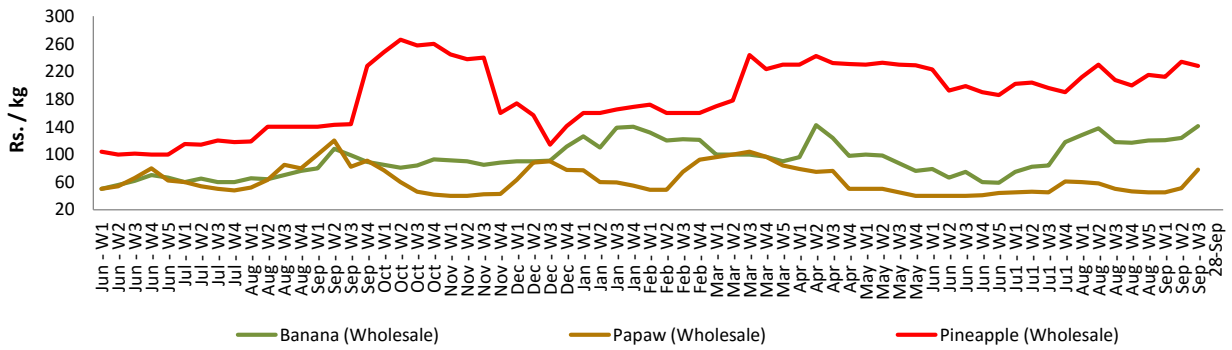
Wholesale and Retail Prices of Selected Food Commodities - 2017/09/27

Fruits

Item	Unit	Wholesale		Retail	
		Pettah			
		Previous 5 Days Average	Today	Previous 5 Days Average	Today
Banana (Sour)	Rs./Kg	141.00	135.00	182.00	175.00
Papaw	Rs./Kg	79.00	80.00	108.00	110.00
Pineapple	Rs./Kg	216.00	200.00	272.00	270.00

- Price increased by more than 5% compared to previous week average price.
- Price decreased by more than 5% compared to previous week average price.

Wholesale - Pettah



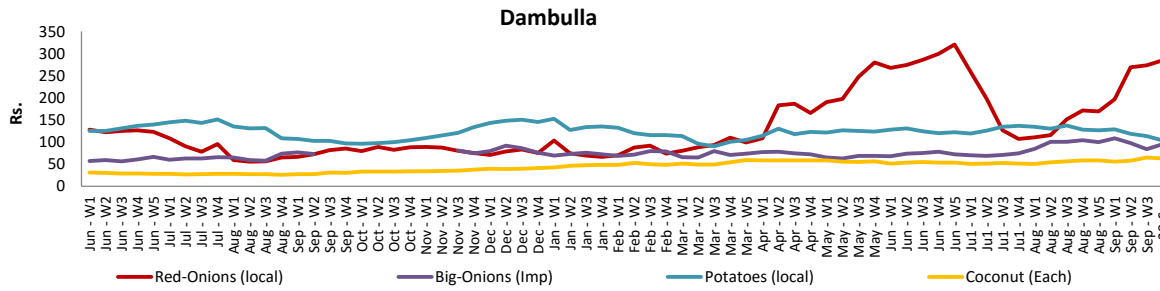
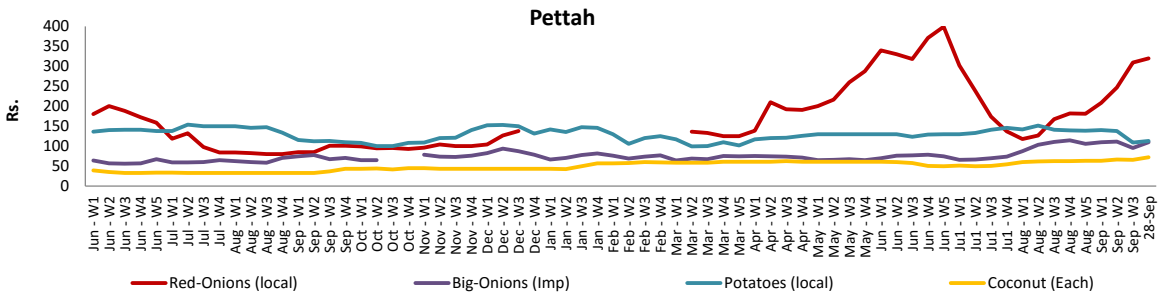
Wholesale and Retail Prices of Selected Food Commodities - 2017/09/28

Other

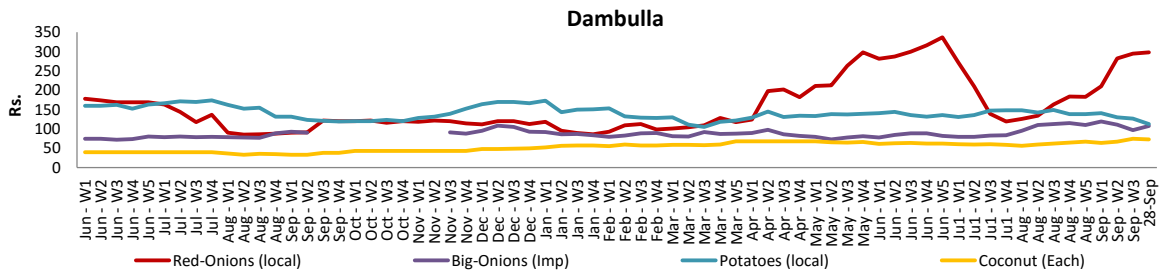
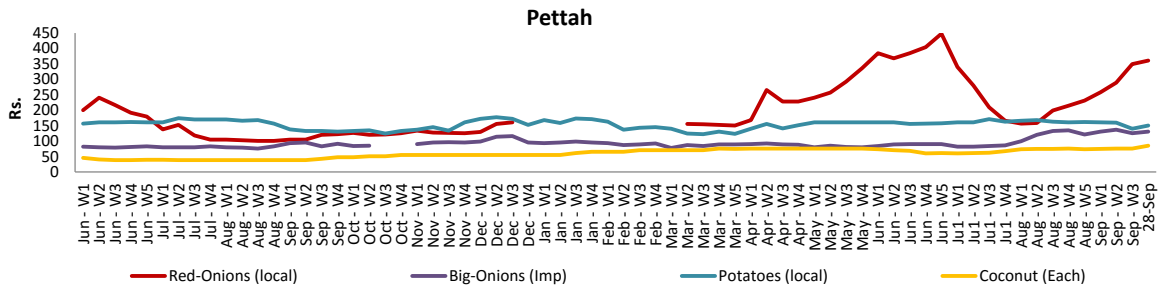
Item	Unit	Wholesale				Retail			
		Pettah		Dambulla		Pettah		Dambulla	
		Previous 5 Days Average	Today	Previous 5 Days Average	Today	Previous 5 Days Average	Today	Previous 5 Days Average	Today
Red-Onions (local)	Rs./Kg	321.00	320.00	262.00	285.00	367.00	360.00	283.00	298.00
Red-Onions (Imp)	Rs./Kg	n.a.	n.a.	n.a.	n.a.	n.a.	n.a.	n.a.	n.a.
Big-Onions (local)	Rs./Kg	88.00	80.00	61.00	68.00	111.00	110.00	76.00	78.00
Big-Onions (Imp)	Rs./Kg	107.00	110.00	90.00	95.00	129.00	130.00	102.00	108.00
Potatoes (local)	Rs./Kg	113.00	113.00	104.00	103.00	144.00	150.00	117.00	113.00
Potatoes (Imp)	Rs./Kg	81.00	90.00			101.00	110.00		
Dried Chillies (Imp)	Rs./Kg	190.00	190.00	177.00	185.00	229.00	220.00	193.00	198.00
Coconut	Rs./Nut	67.00	72.00	66.00	63.00	80.00	85.00	76.00	73.00
Coconut oil	Rs./Ltr	340.00	340.00			360.00	360.00		
Dhal	Rs./Kg	135.00	133.00			150.00	150.00		
Sugar	Rs./Kg	104.00	103.00			110.00	110.00		
Eggs	Rs./Each	10.80	10.00			11.75	11.00		
Katta	Rs./Kg	900.00	900.00			950.00	950.00		
Sprats	Rs./Kg	500.00	500.00			550.00	550.00		

- Price increased by more than 5% compared to previous week average price.
- Price decreased by more than 5% compared to previous week average price.

Wholesale Prices



Retail Prices



* Prices of food commodities may vary due to quality and markets among other factors.