

A Summary of Price Developments (From 20 September 2017 to 27 September 2017)



Vegetables

- Prices of most varieties of vegetables increased in both Pettah and Dambulla markets due to low supply.



Rice

- Prices of Samba and Nadu are settled at levels after the increase observed in mid September in both Pettah and Marandagahamula markets.



Other

- Prices of Big Onions (Imported) increased in both Pettah and Dambulla markets in anticipation of the increase of import tax by 100 per cent.
- Prices of Eggs decreased in Pettah market due to excess supply over demand.

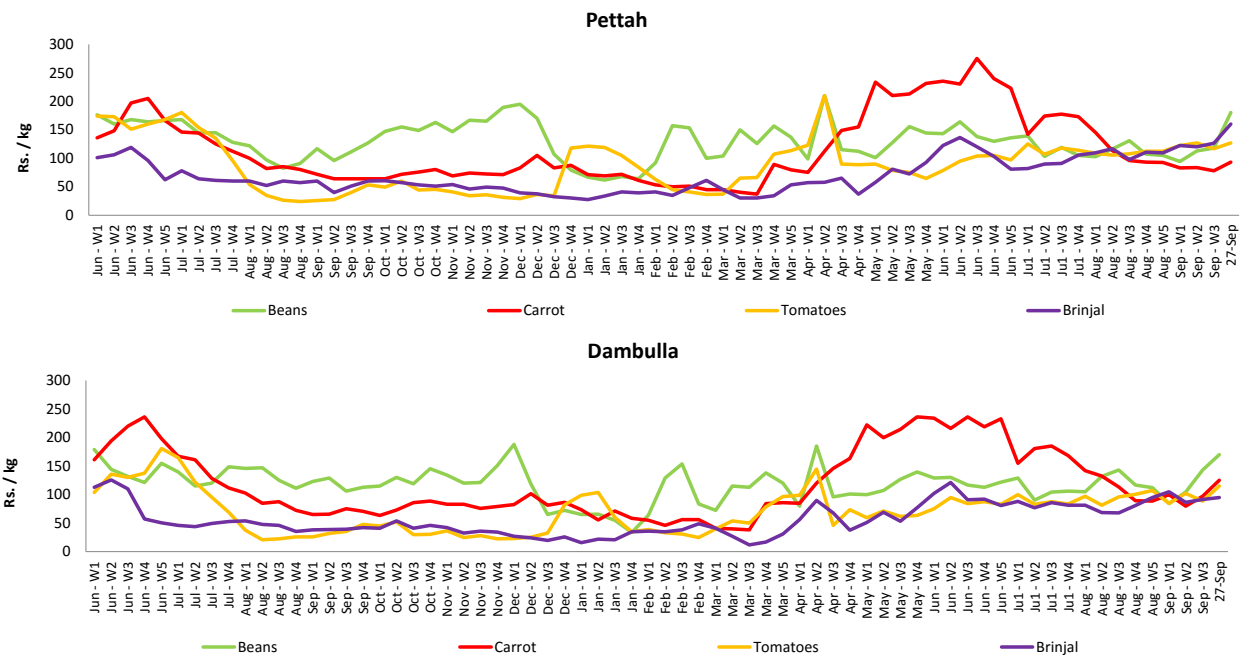
Wholesale and Retail Prices of Selected Food Commodities - 2017/09/27

Vegetables

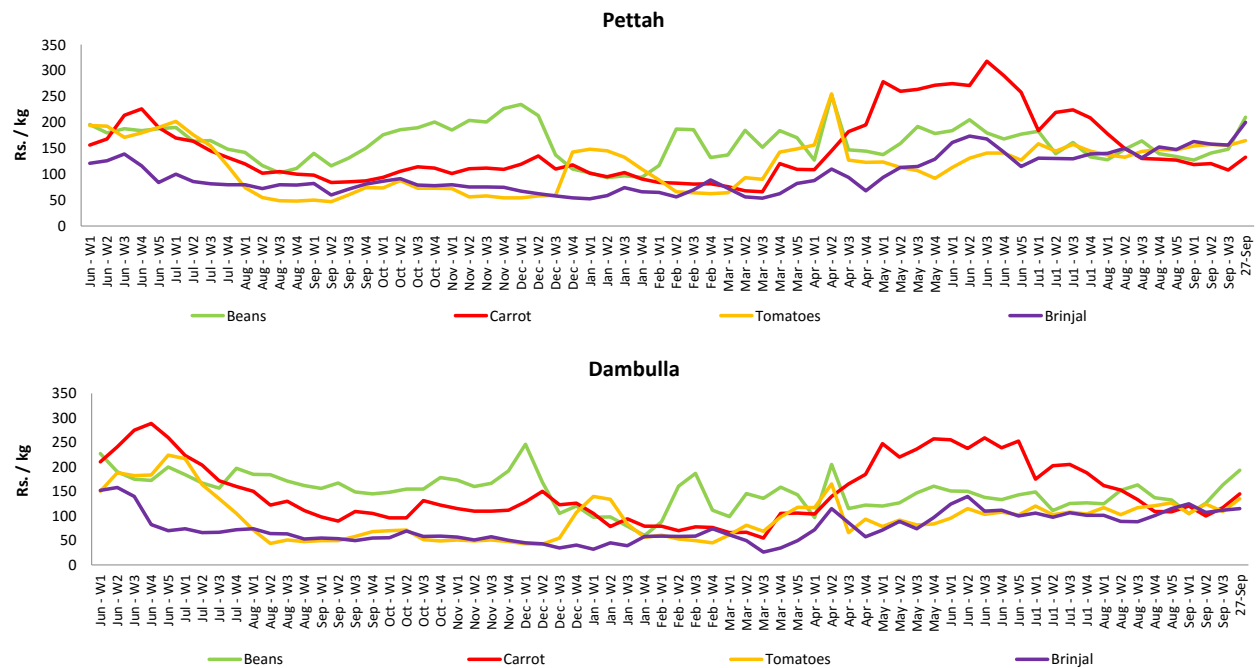
| Item | Unit | Wholesale | | | | Retail | | | |
|-------------|--------|-------------------------|--------|-------------------------|--------|-------------------------|--------|-------------------------|--------|
| | | Pettah | | Dambulla | | Pettah | | Dambulla | |
| | | Previous 5 Days Average | Today | Previous 5 Days Average | Today | Previous 5 Days Average | Today | Previous 5 Days Average | Today |
| Beans | Rs./Kg | 132.00 | 180.00 | 155.00 | 170.00 | 164.00 | 210.00 | 175.00 | 193.00 |
| Carrot | Rs./Kg | 88.00 | 93.00 | 103.00 | 125.00 | 118.00 | 133.00 | 123.00 | 145.00 |
| Cabbage | Rs./Kg | 64.00 | 107.00 | 54.00 | 95.00 | 99.00 | 150.00 | 74.00 | 115.00 |
| Tomatoes | Rs./Kg | 125.00 | 127.00 | 93.00 | 115.00 | 163.00 | 165.00 | 113.00 | 135.00 |
| Brinjal | Rs./Kg | 132.00 | 160.00 | 95.00 | 95.00 | 161.00 | 200.00 | 115.00 | 115.00 |
| Pumpkin | Rs./Kg | 39.00 | 40.00 | 41.00 | 28.00 | 65.00 | 73.00 | 61.00 | 48.00 |
| Snake gourd | Rs./Kg | 88.00 | 100.00 | 63.00 | 65.00 | 124.00 | 135.00 | 84.00 | 85.00 |

- Price increased by more than 5% compared to previous week average price.
- Price decreased by more than 5% compared to previous week average price.

Wholesale Prices



Retail Prices



Wholesale and Retail Prices of Selected Food Commodities - 2017/09/27

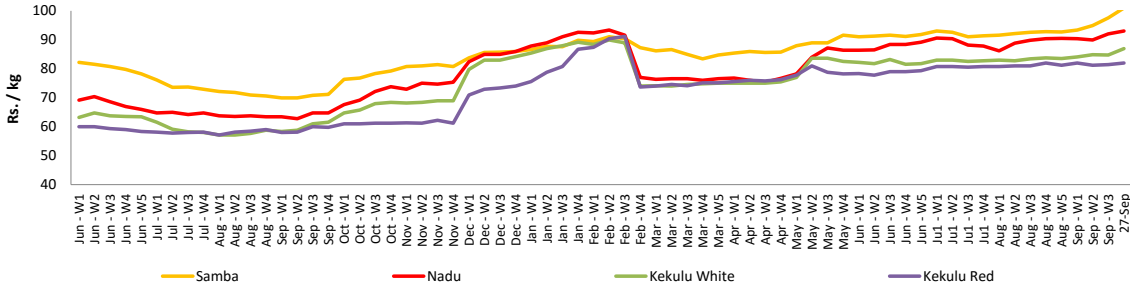
Rice

| Item | Unit | Wholesale | | | | Retail | |
|--------------|--------|-------------------------|--------|-------------------------|--------|-------------------------|--------|
| | | Maradaghamula | | Pettah | | Pettah | |
| | | Previous 5 Days Average | Today | Previous 5 Days Average | Today | Previous 5 Days Average | Today |
| Samba | Rs./Kg | 99.00 | 101.00 | 100.00 | 100.00 | 105.00 | 105.00 |
| Nadu | Rs./Kg | 92.00 | 93.00 | 90.00 | 90.00 | 95.00 | 95.00 |
| Kekulu White | Rs./Kg | 85.00 | 87.00 | 84.00 | 84.00 | 90.00 | 89.00 |
| Kekulu Red | Rs./Kg | 81.00 | 82.00 | 83.00 | 84.00 | 89.00 | 89.00 |

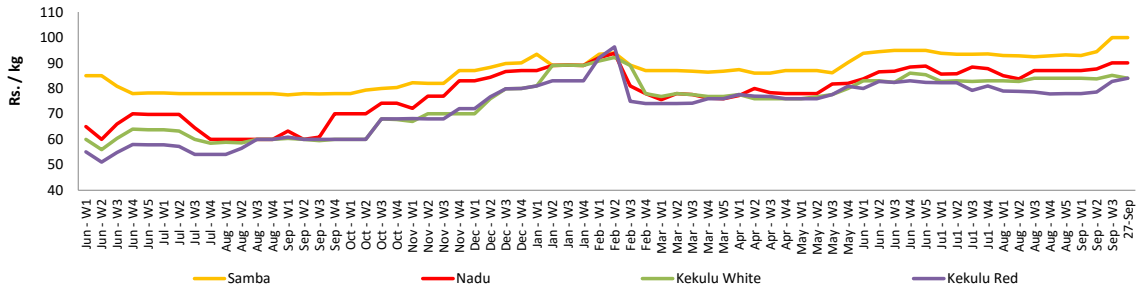
- Price increased by more than 5% compared to previous week average price.
- Price decreased by more than 5% compared to previous week average price.

Wholesale Prices

Marandaghamula

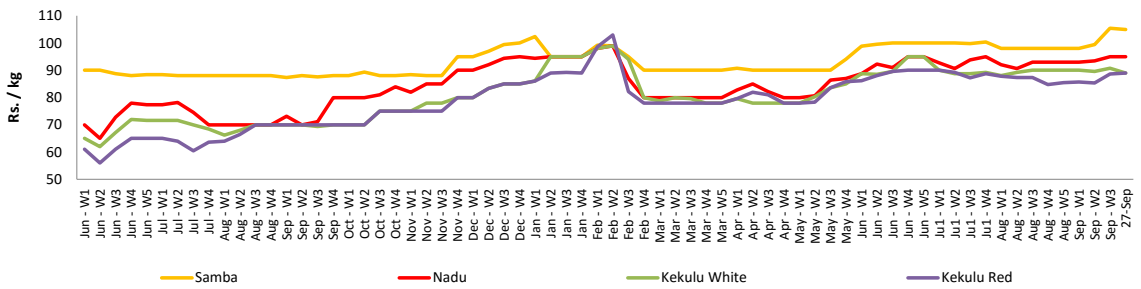


Pettah



Retail Prices

Pettah



Wholesale and Retail Prices of Selected Food Commodities - 2017/09/27

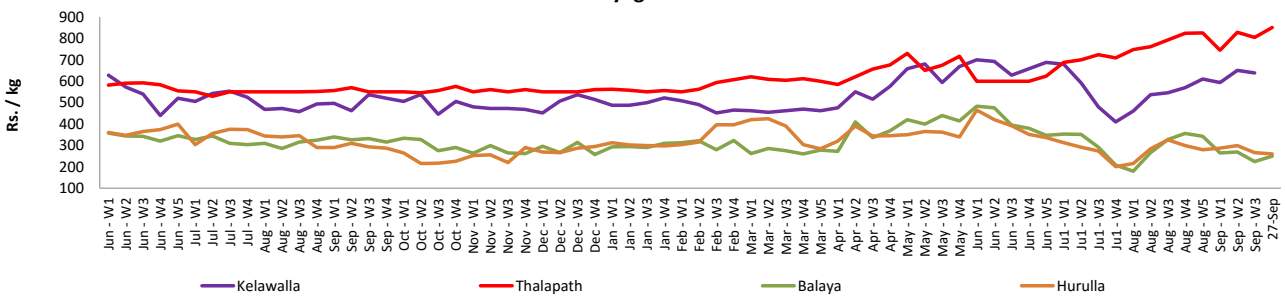
Fish

| Item | Unit | Wholesale | | | | Retail | | | |
|-----------|--------|-------------------------|--------|-------------------------|--------|-------------------------|--------|-------------------------|--------|
| | | Peliyagoda | | Negombo | | Peliyagoda | | Negombo | |
| | | Previous 5 Days Average | Today | Previous 5 Days Average | Today | Previous 5 Days Average | Today | Previous 5 Days Average | Today |
| Kelawalla | Rs./Kg | 632.00 | n.a. | 582.00 | 680.00 | 916.00 | n.a. | 760.00 | 880.00 |
| Thalapath | Rs./Kg | 800.00 | 850.00 | 622.00 | 650.00 | 900.00 | 980.00 | 828.00 | 850.00 |
| Balaya | Rs./Kg | 218.00 | 250.00 | 216.00 | 220.00 | 320.00 | 350.00 | 346.00 | 350.00 |
| Paraw | Rs./Kg | 520.00 | 600.00 | 514.00 | 550.00 | 824.00 | 900.00 | 710.00 | 750.00 |
| Salaya | Rs./Kg | 124.00 | 140.00 | 106.00 | 80.00 | 196.00 | 200.00 | 176.00 | 150.00 |
| Hurulla | Rs./Kg | 242.00 | 260.00 | 254.00 | 230.00 | 340.00 | 360.00 | 354.00 | 330.00 |

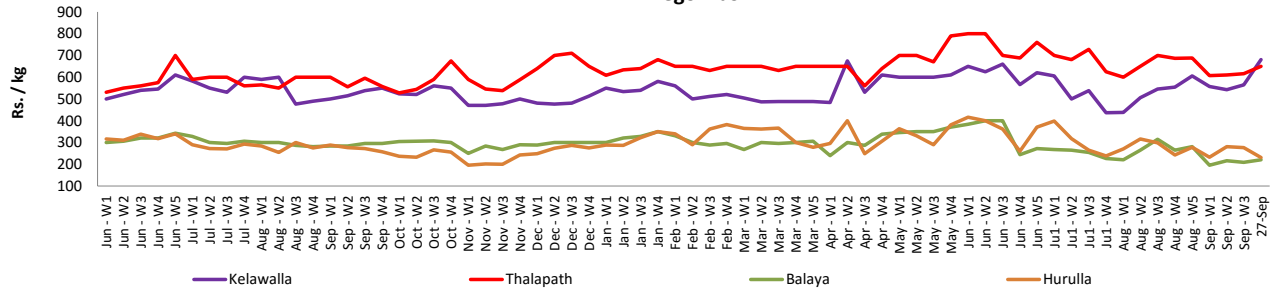
- Price increased by more than 5% compared to previous week average price.
- Price decreased by more than 5% compared to previous week average price.

Wholesale Prices

Peliyagoda

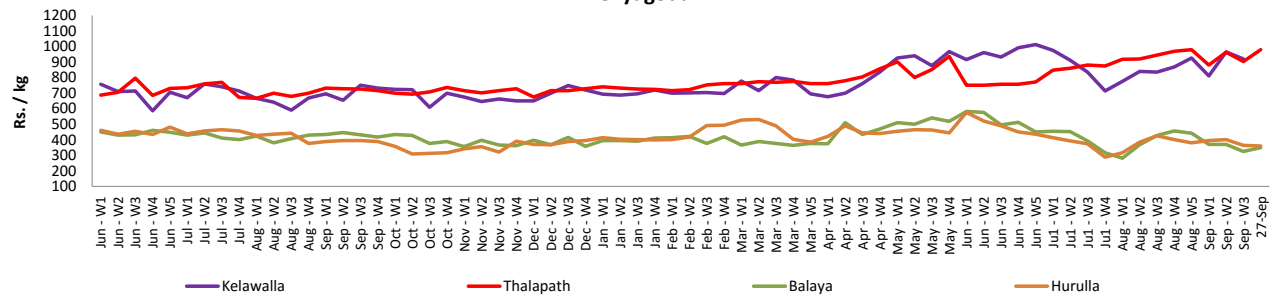


Negombo

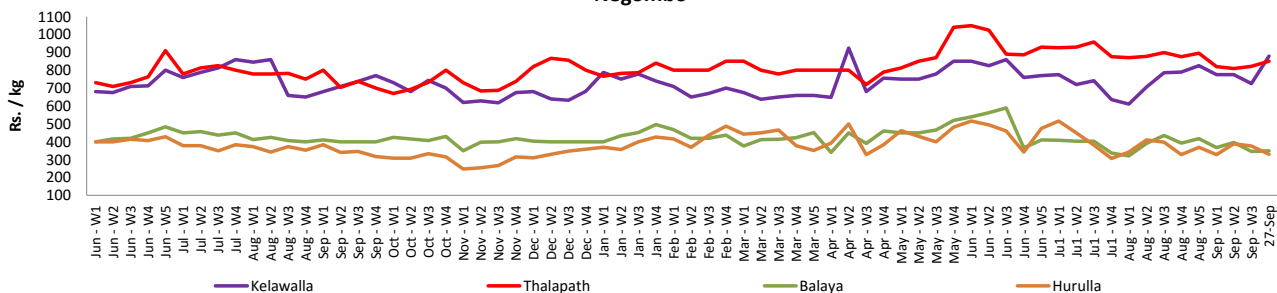


Retail Prices

Peliyagoda



Negombo



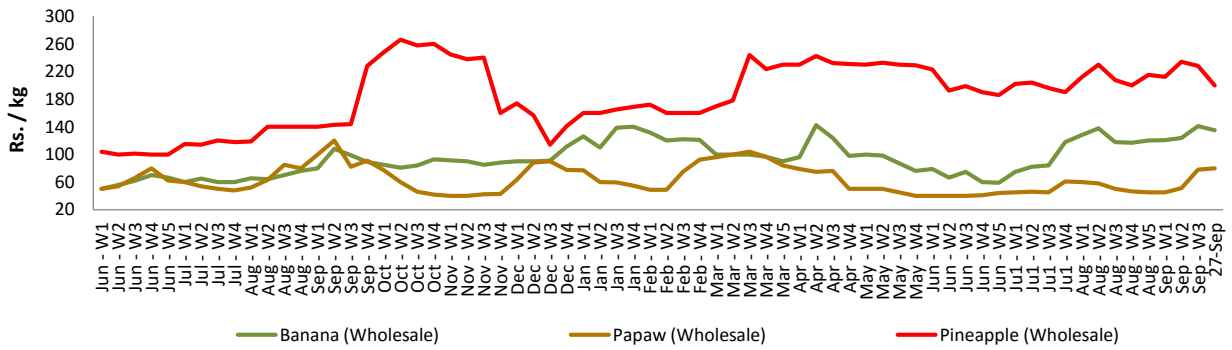
Wholesale and Retail Prices of Selected Food Commodities - 2017/09/27

Fruits

| Item | Unit | Wholesale | | Retail | |
|---------------|--------|-------------------------|--------|-------------------------|--------|
| | | Pettah | | | |
| | | Previous 5 Days Average | Today | Previous 5 Days Average | Today |
| Banana (Sour) | Rs./Kg | 141.00 | 135.00 | 182.00 | 175.00 |
| Papaw | Rs./Kg | 79.00 | 80.00 | 108.00 | 110.00 |
| Pineapple | Rs./Kg | 216.00 | 200.00 | 272.00 | 270.00 |

- Price increased by more than 5% compared to previous week average price.
- Price decreased by more than 5% compared to previous week average price.

Wholesale - Pettah



Wholesale and Retail Prices of Selected Food Commodities - 2017/09/27

Other

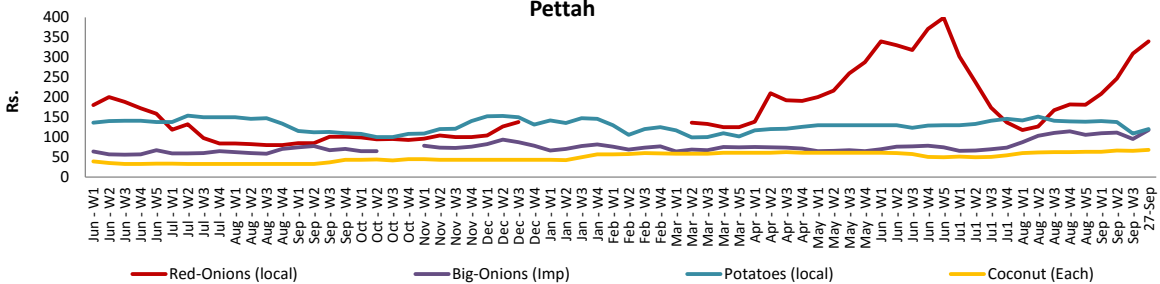
| Item | Unit | Wholesale | | | | Retail | | | |
|----------------------|----------|-------------------------|--------|-------------------------|--------|-------------------------|--------|-------------------------|--------|
| | | Pettah | | Dambulla | | Pettah | | Dambulla | |
| | | Previous 5 Days Average | Today | Previous 5 Days Average | Today | Previous 5 Days Average | Today | Previous 5 Days Average | Today |
| Red-Onions (local) | Rs./Kg | 317.00 | 340.00 | 262.00 | 275.00 | 361.00 | 390.00 | 283.00 | 288.00 |
| Red-Onions (Imp) | Rs./Kg | n.a. | n.a. | n.a. | n.a. | n.a. | n.a. | n.a. | n.a. |
| Big-Onions (local) | Rs./Kg | 89.00 | 90.00 | 62.00 | 65.00 | 111.00 | 120.00 | 76.00 | 78.00 |
| Big-Onions (Imp) | Rs./Kg | 104.00 | 118.00 | 88.00 | 105.00 | 128.00 | 135.00 | 100.00 | 118.00 |
| Potatoes (local) | Rs./Kg | 111.00 | 120.00 | 108.00 | 95.00 | 141.00 | 155.00 | 121.00 | 108.00 |
| Potatoes (Imp) | Rs./Kg | 81.00 | 80.00 | | | 101.00 | 100.00 | | |
| Dried Chillies (Imp) | Rs./Kg | 190.00 | 190.00 | 174.00 | 185.00 | 229.00 | 230.00 | 189.00 | 198.00 |
| Coconut | Rs./Nut | 67.00 | 68.00 | 66.00 | 63.00 | 78.00 | 83.00 | 76.00 | 73.00 |
| Coconut oil | Rs./Ltr | 340.00 | 340.00 | | | 360.00 | 360.00 | | |
| Dhal | Rs./Kg | 135.00 | 135.00 | | | 150.00 | 150.00 | | |
| Sugar | Rs./Kg | 104.00 | 104.00 | | | 110.00 | 110.00 | | |
| Eggs | Rs./Each | 11.20 | 10.00 | | | 12.15 | 11.00 | | |
| Katta | Rs./Kg | 900.00 | 900.00 | | | 950.00 | 950.00 | | |
| Sprats | Rs./Kg | 500.00 | 500.00 | | | 550.00 | 550.00 | | |

Price increased by more than 5% compared to previous week average price.

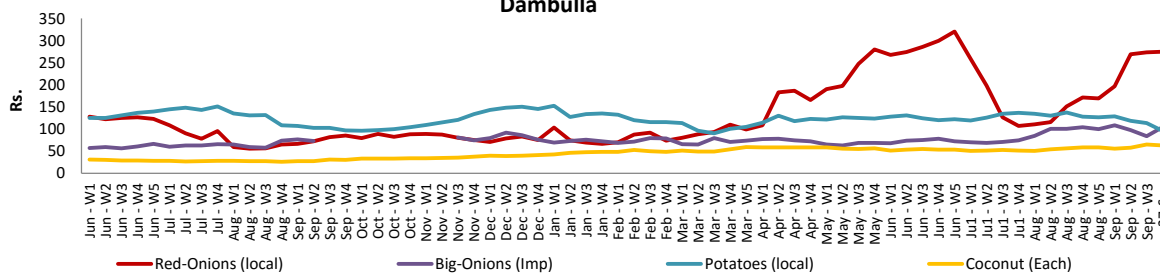
Price decreased by more than 5% compared to previous week average price.

Wholesale Prices

Pettah

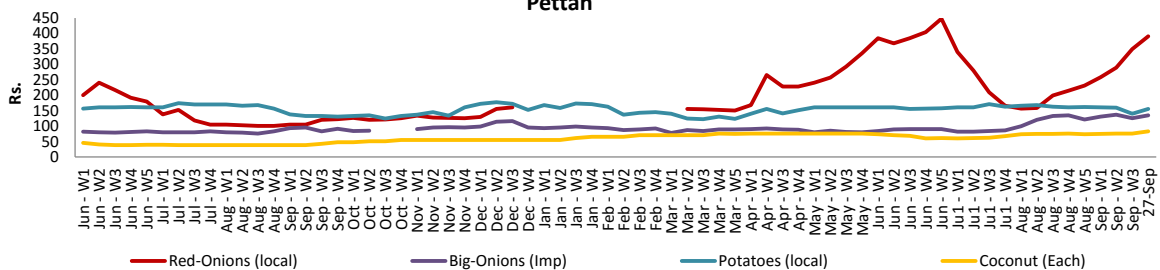


Dambulla

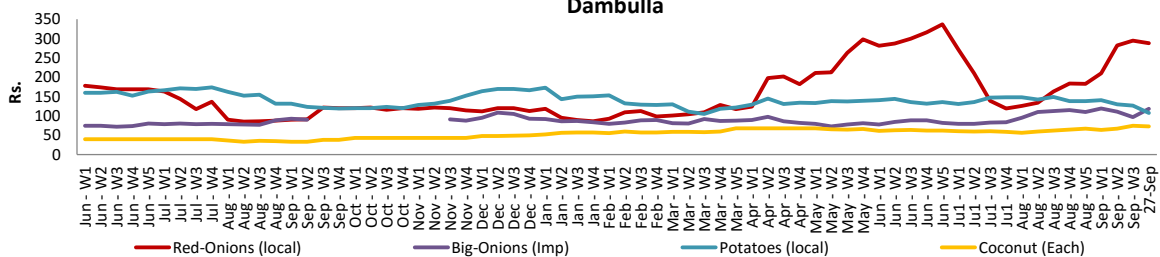


Retail Prices

Pettah



Dambulla



* Prices of food commodities may vary due to quality and markets among other factors.