

A Summary of Price Developments (From 19 September 2017 to 26 September 2017)



Vegetables

- Prices of most varieties of vegetables increased in both Pettah and Dambulla markets due to low supply.



Rice

- Prices of Samba and Nadu are settled at levels after the increase observed in mid September in both Pettah and Marandagahamula markets.



Other

- Prices of Big Onions (Imported) increased in both Pettah and Dambulla markets in anticipation of the increase of import tax by 100 per cent.
- Prices of Eggs decreased in Pettah market due to excess supply over demand.

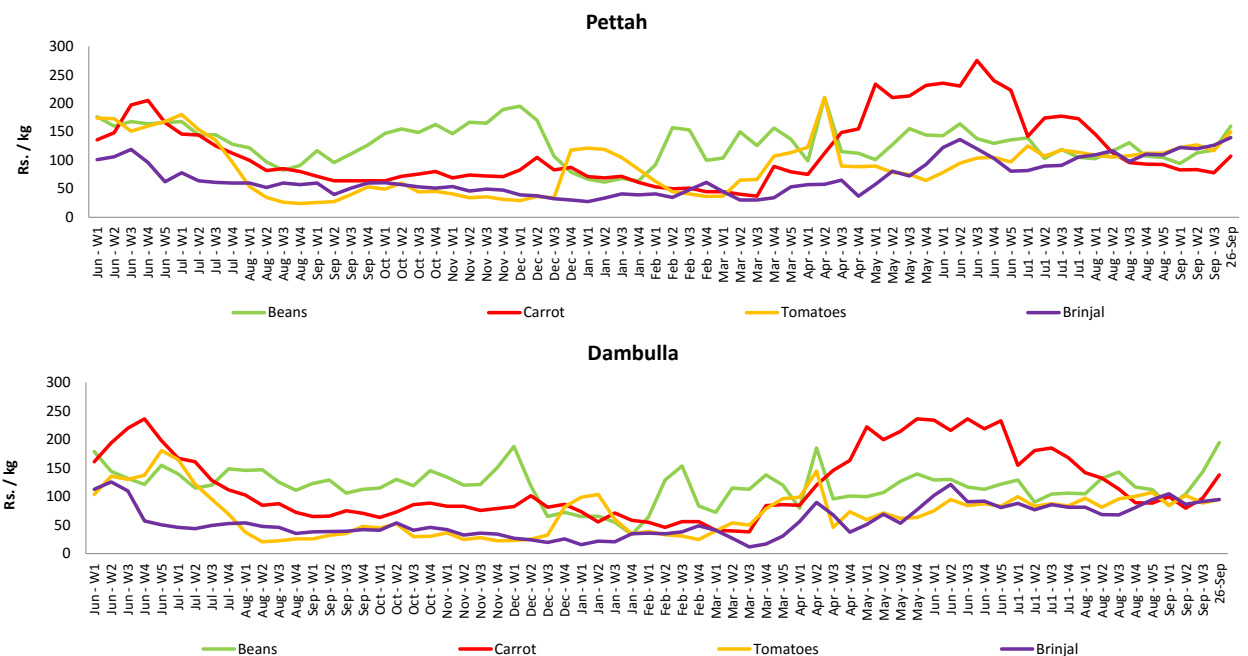
Wholesale and Retail Prices of Selected Food Commodities - 2017/09/26

Vegetables

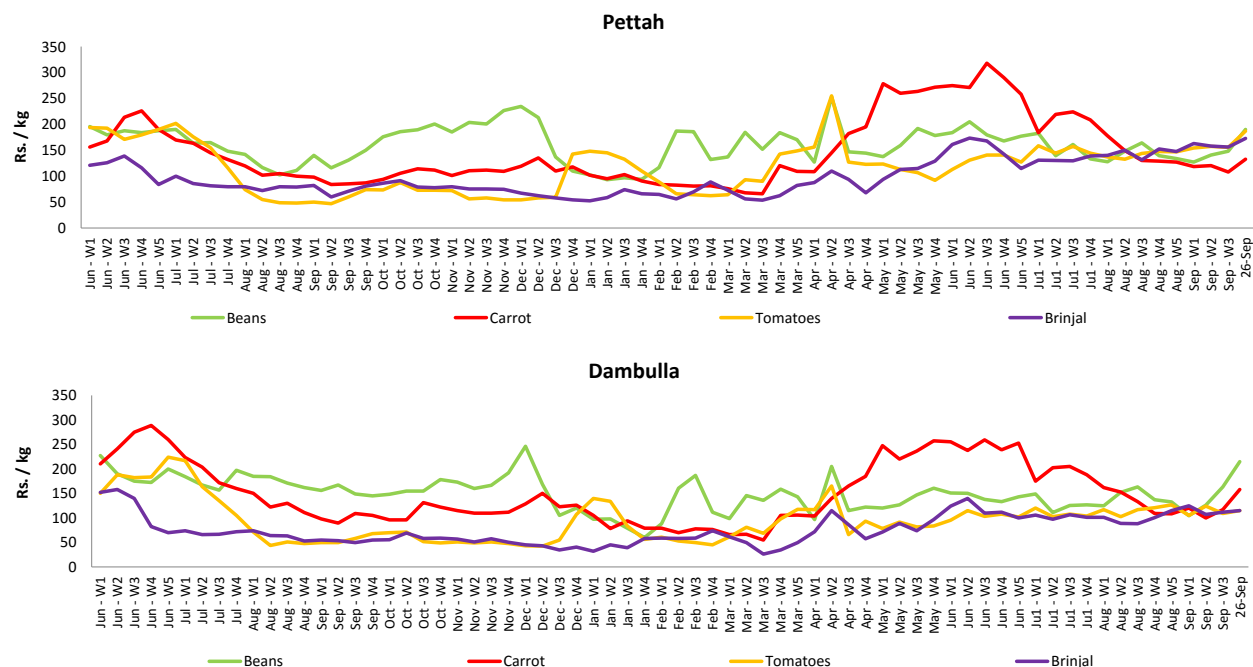
| Item | Unit | Wholesale | | | | Retail | | | |
|-------------|--------|-------------------------|--------|-------------------------|--------|-------------------------|--------|-------------------------|--------|
| | | Pettah | | Dambulla | | Pettah | | Dambulla | |
| | | Previous 5 Days Average | Today | Previous 5 Days Average | Today | Previous 5 Days Average | Today | Previous 5 Days Average | Today |
| Beans | Rs./Kg | 126.00 | 160.00 | 147.00 | 195.00 | 156.00 | 190.00 | 167.00 | 215.00 |
| Carrot | Rs./Kg | 82.00 | 107.00 | 95.00 | 138.00 | 112.00 | 133.00 | 115.00 | 158.00 |
| Cabbage | Rs./Kg | 52.00 | 102.00 | 46.00 | 75.00 | 88.00 | 133.00 | 66.00 | 95.00 |
| Tomatoes | Rs./Kg | 120.00 | 150.00 | 93.00 | 95.00 | 158.00 | 187.00 | 113.00 | 115.00 |
| Brinjal | Rs./Kg | 128.00 | 140.00 | 95.00 | 95.00 | 157.00 | 173.00 | 115.00 | 115.00 |
| Pumpkin | Rs./Kg | 39.00 | 35.00 | 39.00 | 43.00 | 66.00 | 60.00 | 59.00 | 63.00 |
| Snake gourd | Rs./Kg | 89.00 | 95.00 | 63.00 | 68.00 | 127.00 | 123.00 | 83.00 | 88.00 |

- Price increased by more than 5% compared to previous week average price.
- Price decreased by more than 5% compared to previous week average price.

Wholesale Prices



Retail Prices



Wholesale and Retail Prices of Selected Food Commodities - 2017/09/26

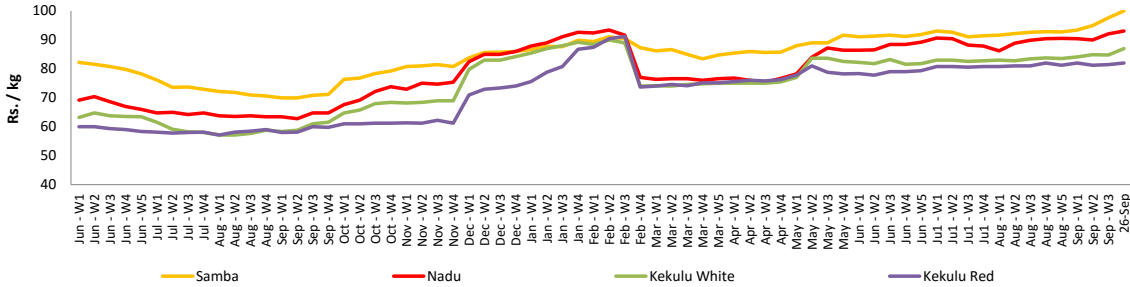
Rice

| Item | Unit | Wholesale | | | | Retail | |
|--------------|--------|-------------------------|--------|-------------------------|--------|-------------------------|--------|
| | | Maradaghamula | | Pettah | | Pettah | |
| | | Previous 5 Days Average | Today | Previous 5 Days Average | Today | Previous 5 Days Average | Today |
| Samba | Rs./Kg | 98.00 | 100.00 | 100.00 | 100.00 | 105.00 | 105.00 |
| Nadu | Rs./Kg | 92.00 | 93.00 | 90.00 | 90.00 | 95.00 | 95.00 |
| Kekulu White | Rs./Kg | 85.00 | 87.00 | 85.00 | 84.00 | 90.00 | 89.00 |
| Kekulu Red | Rs./Kg | 81.00 | 82.00 | 83.00 | 84.00 | 89.00 | 89.00 |

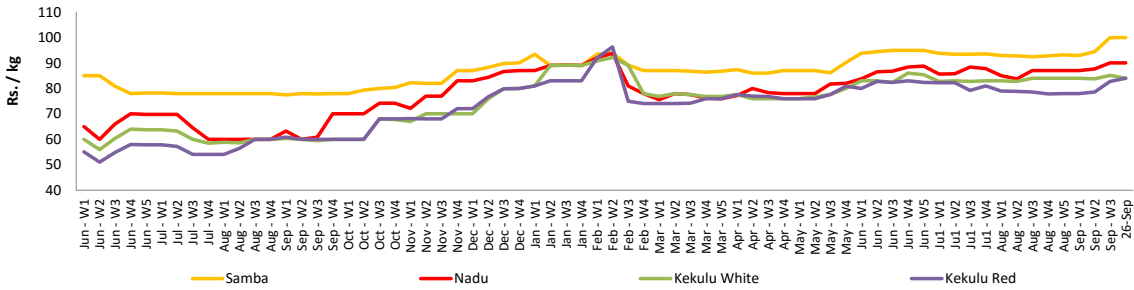
- Price increased by more than 5% compared to previous week average price.
- Price decreased by more than 5% compared to previous week average price.

Wholesale Prices

Marandaghamula

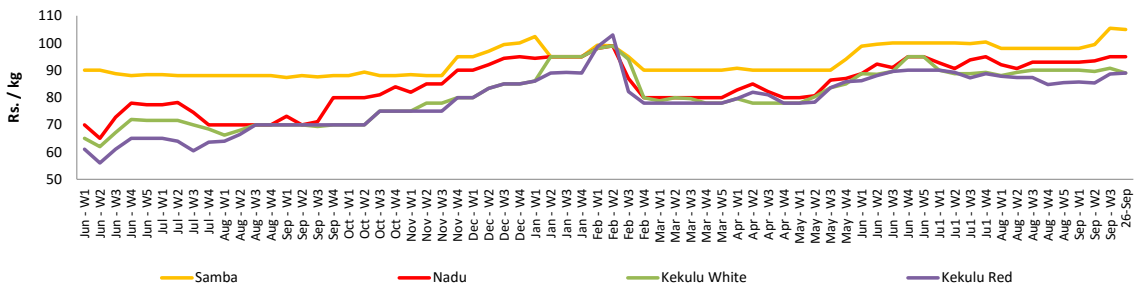


Pettah



Retail Prices

Pettah



Wholesale and Retail Prices of Selected Food Commodities - 2017/09/26

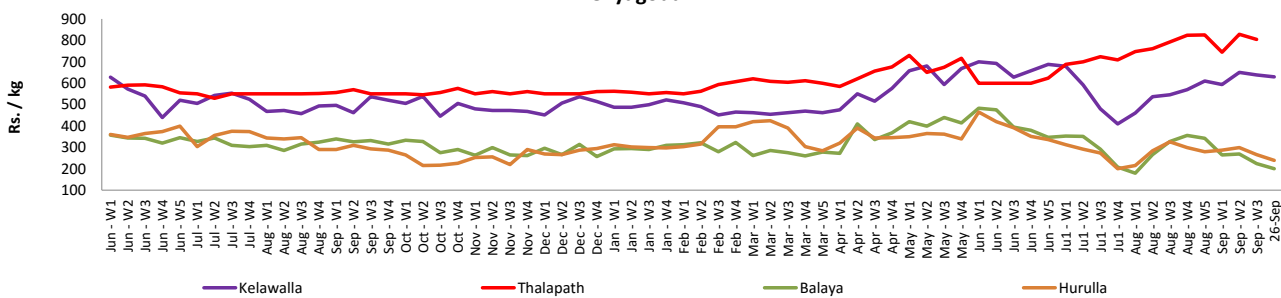
Fish

| Item | Unit | Wholesale | | | | Retail | | | |
|-----------|--------|-------------------------|--------|-------------------------|--------|-------------------------|--------|-------------------------|--------|
| | | Peliyagoda | | Negombo | | Peliyagoda | | Negombo | |
| | | Previous 5 Days Average | Today | Previous 5 Days Average | Today | Previous 5 Days Average | Today | Previous 5 Days Average | Today |
| Kelawalla | Rs./Kg | 642.00 | 630.00 | 562.00 | 630.00 | 920.00 | 960.00 | 734.00 | 830.00 |
| Thalapath | Rs./Kg | 800.00 | n.a. | 616.00 | 650.00 | 900.00 | n.a. | 822.00 | 850.00 |
| Balaya | Rs./Kg | 224.00 | 200.00 | 208.00 | 220.00 | 326.00 | 300.00 | 336.00 | 350.00 |
| Paraw | Rs./Kg | 520.00 | 550.00 | 504.00 | 550.00 | 824.00 | 880.00 | 700.00 | 750.00 |
| Salaya | Rs./Kg | 118.00 | 130.00 | 104.00 | 110.00 | 192.00 | 200.00 | 176.00 | 180.00 |
| Hurulla | Rs./Kg | 250.00 | 240.00 | 270.00 | 220.00 | 348.00 | 340.00 | 370.00 | 320.00 |

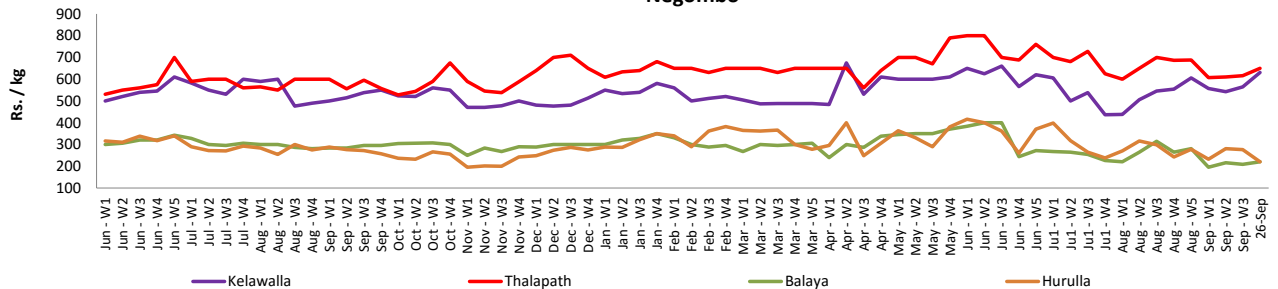
- Price increased by more than 5% compared to previous week average price.
- Price decreased by more than 5% compared to previous week average price.

Wholesale Prices

Peliyagoda

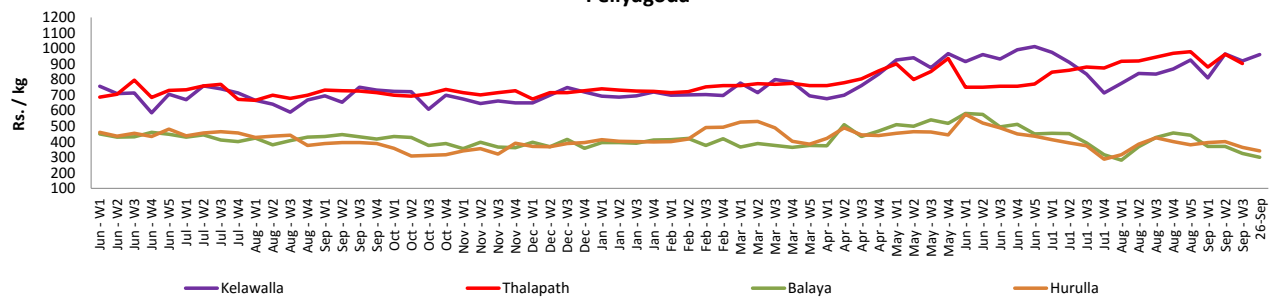


Negombo

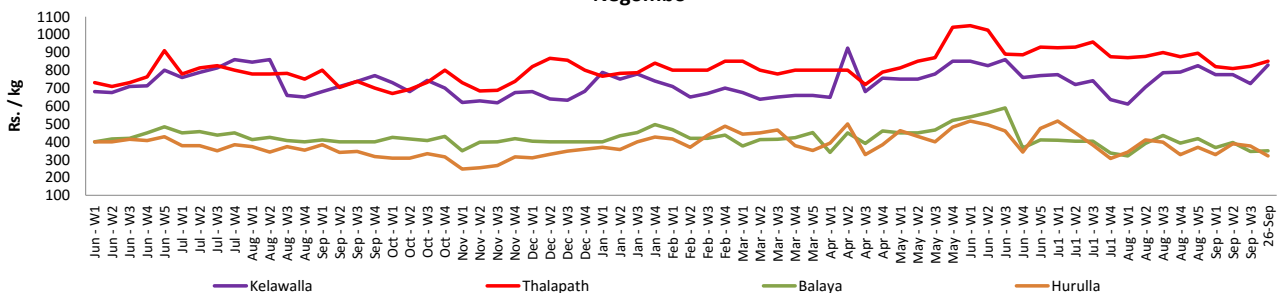


Retail Prices

Peliyagoda



Negombo



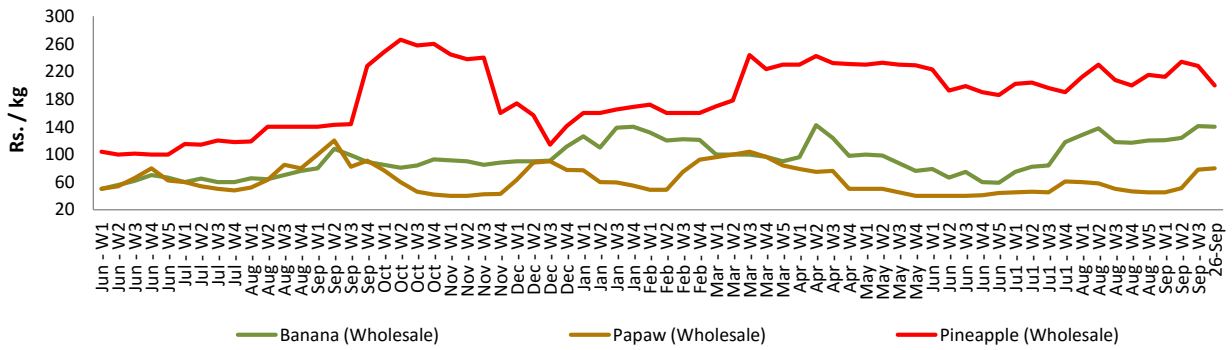
Wholesale and Retail Prices of Selected Food Commodities - 2017/09/26

Fruits

| Item | Unit | Wholesale | | Retail | |
|---------------|--------|-------------------------|--------|-------------------------|--------|
| | | Pettah | | | |
| | | Previous 5 Days Average | Today | Previous 5 Days Average | Today |
| Banana (Sour) | Rs./Kg | 141.00 | 140.00 | 182.00 | 180.00 |
| Papaw | Rs./Kg | 79.00 | 80.00 | 104.00 | 120.00 |
| Pineapple | Rs./Kg | 224.00 | 200.00 | 276.00 | 270.00 |

- Price increased by more than 5% compared to previous week average price.
- Price decreased by more than 5% compared to previous week average price.

Wholesale - Pettah



Wholesale and Retail Prices of Selected Food Commodities - 2017/09/26

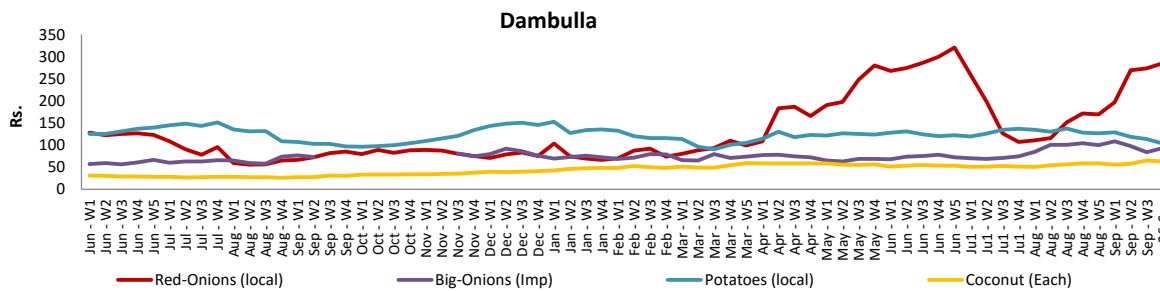
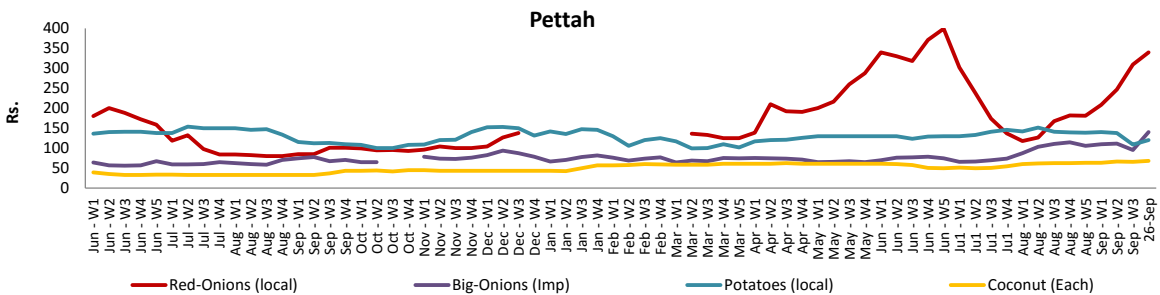
Other

| Item | Unit | Wholesale | | | | Retail | | | |
|----------------------|----------|-------------------------|--------|-------------------------|--------|-------------------------|--------|-------------------------|--------|
| | | Pettah | | Dambulla | | Pettah | | Dambulla | |
| | | Previous 5 Days Average | Today | Previous 5 Days Average | Today | Previous 5 Days Average | Today | Previous 5 Days Average | Today |
| Red-Onions (local) | Rs./Kg | 313.00 | 340.00 | 264.00 | 285.00 | 355.00 | 390.00 | 285.00 | 298.00 |
| Red-Onions (Imp) | Rs./Kg | n.a. | n.a. | n.a. | n.a. | n.a. | n.a. | n.a. | n.a. |
| Big-Onions (local) | Rs./Kg | 85.00 | 120.00 | 66.00 | 60.00 | 110.00 | 135.00 | 80.00 | 73.00 |
| Big-Onions (Imp) | Rs./Kg | 96.00 | 140.00 | 83.00 | 93.00 | 123.00 | 155.00 | 95.00 | 103.00 |
| Potatoes (local) | Rs./Kg | 109.00 | 120.00 | 109.00 | 103.00 | 140.00 | 145.00 | 122.00 | 113.00 |
| Potatoes (Imp) | Rs./Kg | 81.00 | 80.00 | | | 101.00 | 100.00 | | |
| Dried Chillies (Imp) | Rs./Kg | 190.00 | 190.00 | 176.00 | 165.00 | 229.00 | 230.00 | 191.00 | 178.00 |
| Coconut | Rs./Nut | 66.00 | 68.00 | 66.00 | 63.00 | 76.00 | 83.00 | 76.00 | 73.00 |
| Coconut oil | Rs./Ltr | 340.00 | 340.00 | | | 360.00 | 360.00 | | |
| Dhal | Rs./Kg | 135.00 | 135.00 | | | 149.60 | 150.00 | | |
| Sugar | Rs./Kg | 104.00 | 104.00 | | | 110.00 | 110.00 | | |
| Eggs | Rs./Each | 11.60 | 10.00 | | | 12.55 | 11.00 | | |
| Katta | Rs./Kg | 900.00 | 900.00 | | | 950.00 | 950.00 | | |
| Sprats | Rs./Kg | 500.00 | 500.00 | | | 550.00 | 550.00 | | |

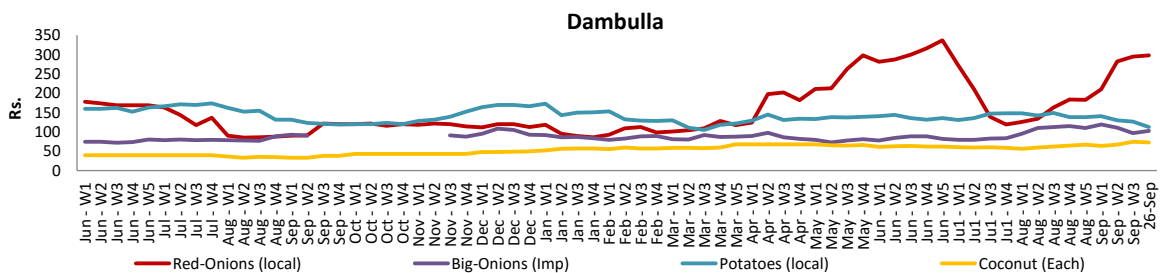
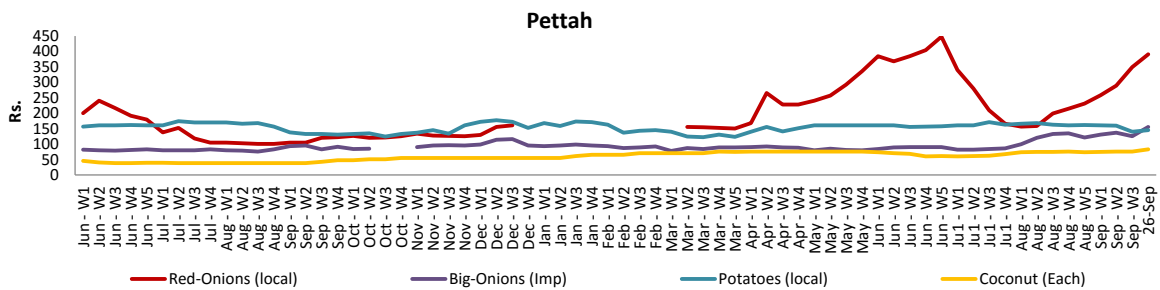
Price increased by more than 5% compared to previous week average price.

Price decreased by more than 5% compared to previous week average price.

Wholesale Prices



Retail Prices



* Prices of food commodities may vary due to quality and markets among other factors.