

A Summary of Price Developments (From 18 September 2017 to 25 September 2017)



Vegetables

- Prices of most varieties of up country vegetables increased in both Pettah and Dambulla markets while low country vegetable prices declined marginally.



Rice

- Prices of Samba and Nadu are settled at levels after the increase observed in mid September in both Pettah and Marandaghamula markets.



Other

- Prices of Big Onions (Local) continues to decrease in both Pettah and Dambulla markets due to favourable supply developments.
- Prices of Egg decreased in Pettah market due to low demand and high supply.

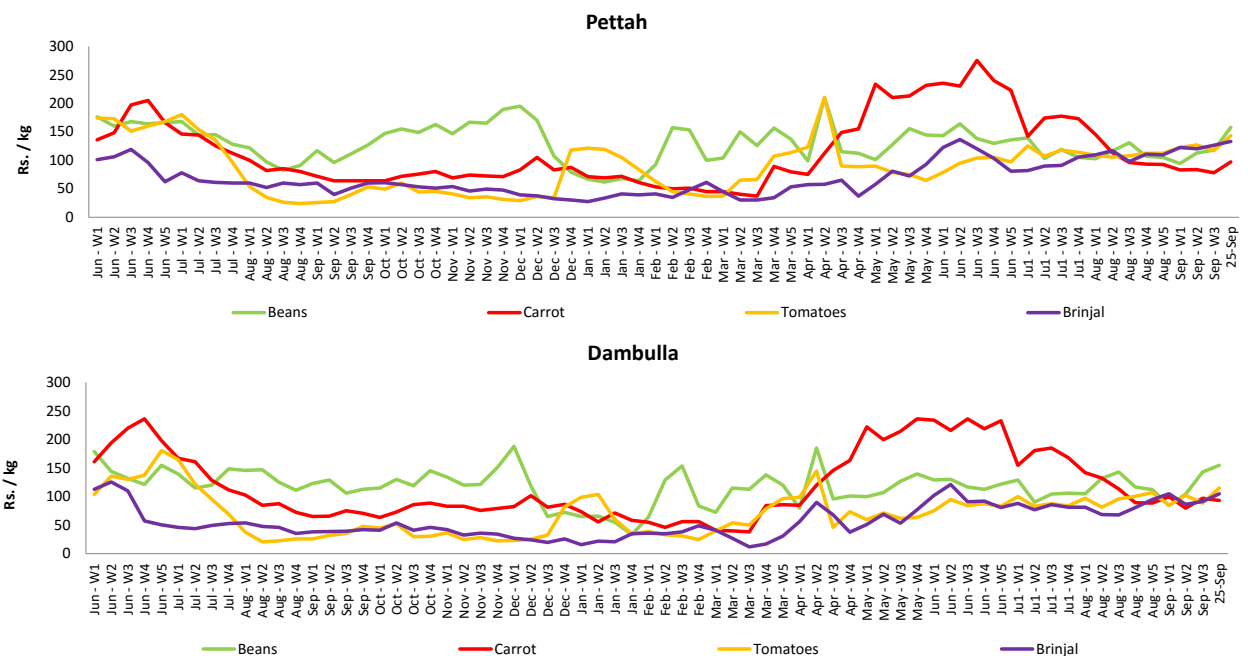
Wholesale and Retail Prices of Selected Food Commodities - 2017/09/25

Vegetables

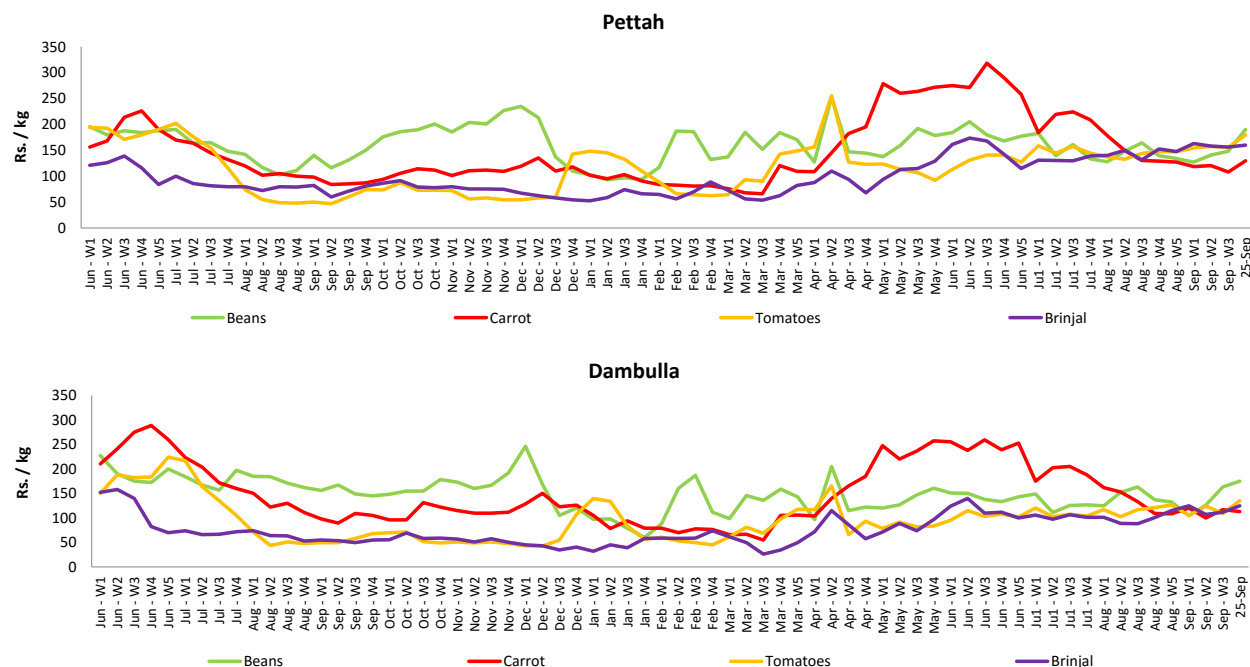
Item	Unit	Wholesale				Retail			
		Pettah		Dambulla		Pettah		Dambulla	
		Previous 5 Days Average	Today	Previous 5 Days Average	Today	Previous 5 Days Average	Today	Previous 5 Days Average	Today
Beans	Rs./Kg	118.00	158.00	143.00	155.00	148.00	190.00	163.00	175.00
Carrot	Rs./Kg	78.00	97.00	97.00	93.00	108.00	130.00	117.00	113.00
Cabbage	Rs./Kg	43.00	90.00	41.00	68.00	77.00	130.00	61.00	88.00
Tomatoes	Rs./Kg	117.00	143.00	89.00	115.00	156.00	180.00	109.00	135.00
Brinjal	Rs./Kg	126.00	133.00	92.00	105.00	157.00	160.00	112.00	125.00
Pumpkin	Rs./Kg	40.00	33.00	39.00	28.00	68.00	57.00	59.00	48.00
Snake gourd	Rs./Kg	88.00	90.00	64.00	58.00	127.00	125.00	84.00	78.00

- Price increased by more than 5% compared to previous week average price.
- Price decreased by more than 5% compared to previous week average price.

Wholesale Prices



Retail Prices



Wholesale and Retail Prices of Selected Food Commodities - 2017/09/25

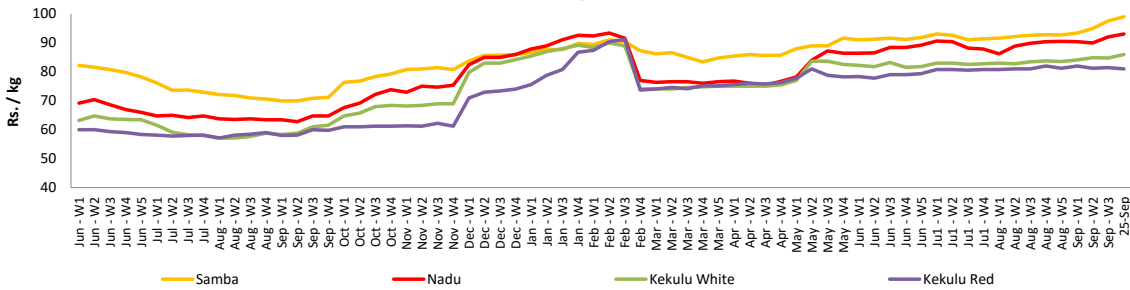
Rice

Item	Unit	Wholesale				Retail	
		Maradaghamula		Pettah		Pettah	
		Previous 5 Days Average	Today	Previous 5 Days Average	Today	Previous 5 Days Average	Today
Samba	Rs./Kg	98.00	99.00	100.00	100.00	105.00	105.00
Nadu	Rs./Kg	92.00	93.00	90.00	90.00	95.00	95.00
Kekulu White	Rs./Kg	85.00	86.00	85.00	84.00	91.00	89.00
Kekulu Red	Rs./Kg	81.00	81.00	83.00	84.00	89.00	89.00

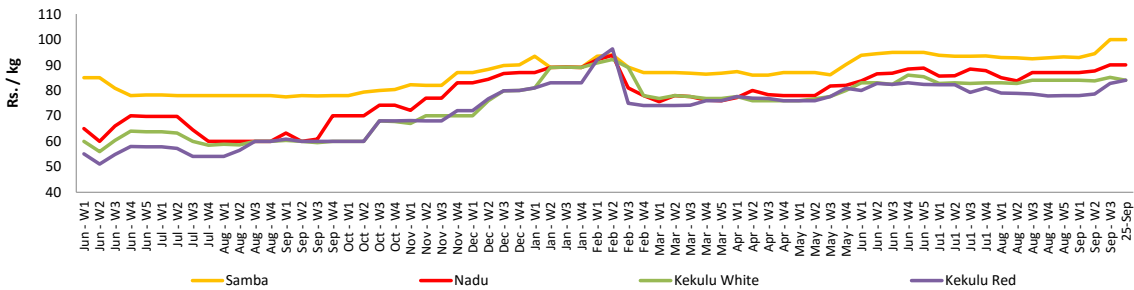
- Price increased by more than 5% compared to previous week average price.
- Price decreased by more than 5% compared to previous week average price.

Wholesale Prices

Marandaghamula

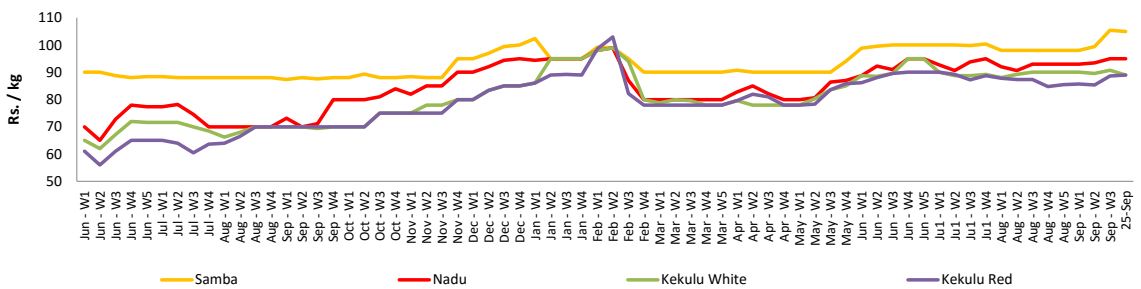


Pettah



Retail Prices

Pettah



Wholesale and Retail Prices of Selected Food Commodities - 2017/09/25

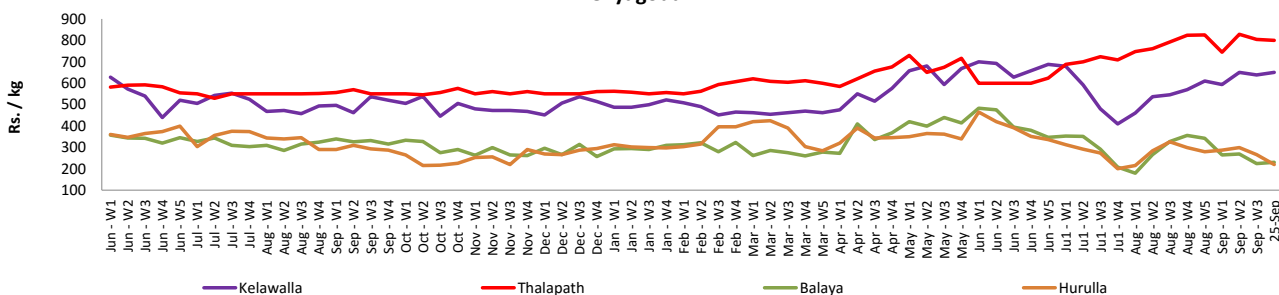
Fish

Item	Unit	Wholesale				Retail			
		Peliyagoda		Negombo		Peliyagoda		Negombo	
		Previous 5 Days Average	Today	Previous 5 Days Average	Today	Previous 5 Days Average	Today	Previous 5 Days Average	Today
Kelawalla	Rs./Kg	638.00	650.00	564.00	520.00	920.00	980.00	726.00	740.00
Thalapath	Rs./Kg	804.00	800.00	616.00	620.00	904.00	900.00	822.00	820.00
Balaya	Rs./Kg	224.00	230.00	208.00	220.00	324.00	340.00	346.00	350.00
Paraw	Rs./Kg	520.00	550.00	504.00	500.00	824.00	880.00	700.00	700.00
Salaya	Rs./Kg	112.00	130.00	106.00	90.00	188.00	200.00	182.00	150.00
Hurulla	Rs./Kg	266.00	220.00	276.00	270.00	364.00	320.00	376.00	370.00

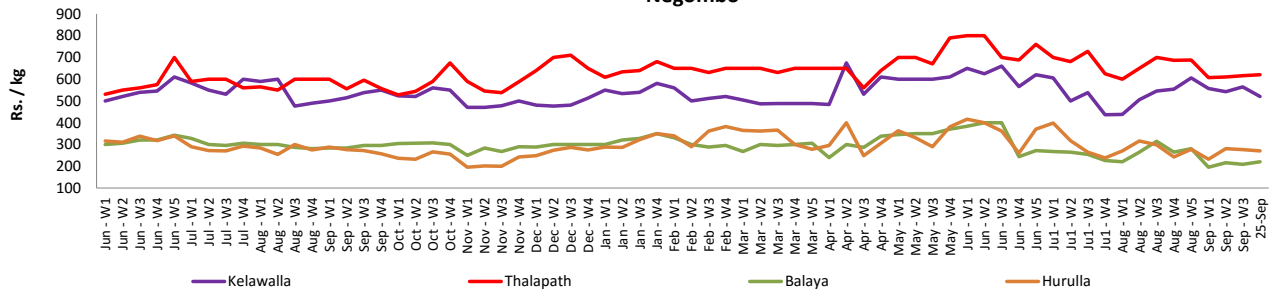
- Price increased by more than 5% compared to previous week average price.
- Price decreased by more than 5% compared to previous week average price.

Wholesale Prices

Peliyagoda

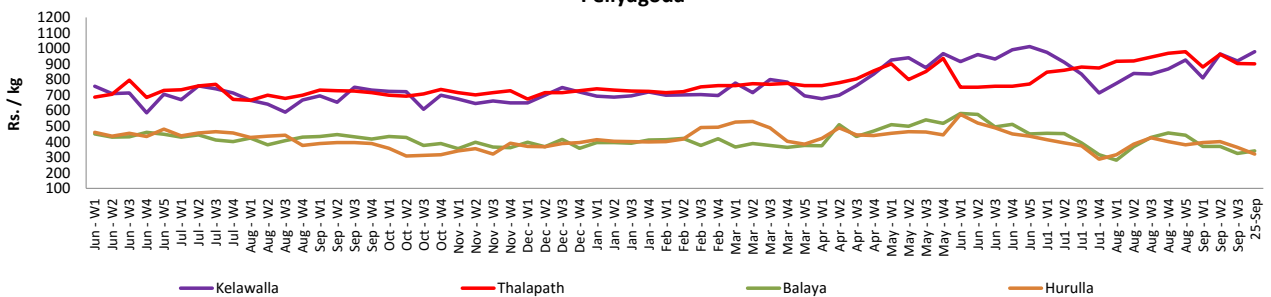


Negombo

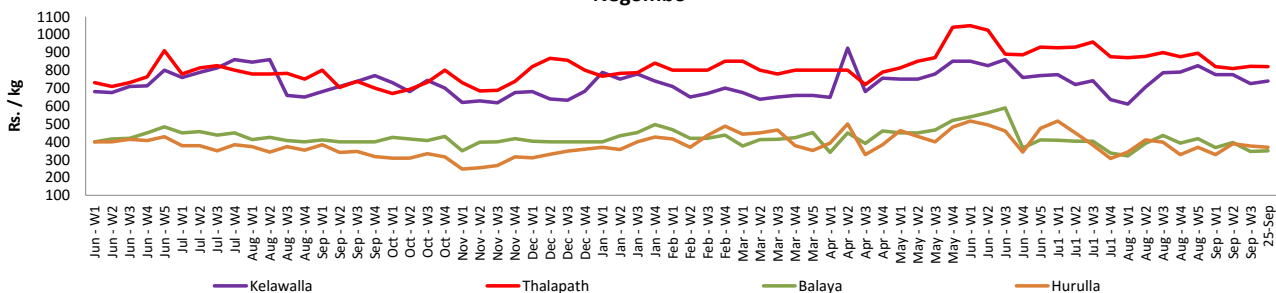


Retail Prices

Peliyagoda



Negombo



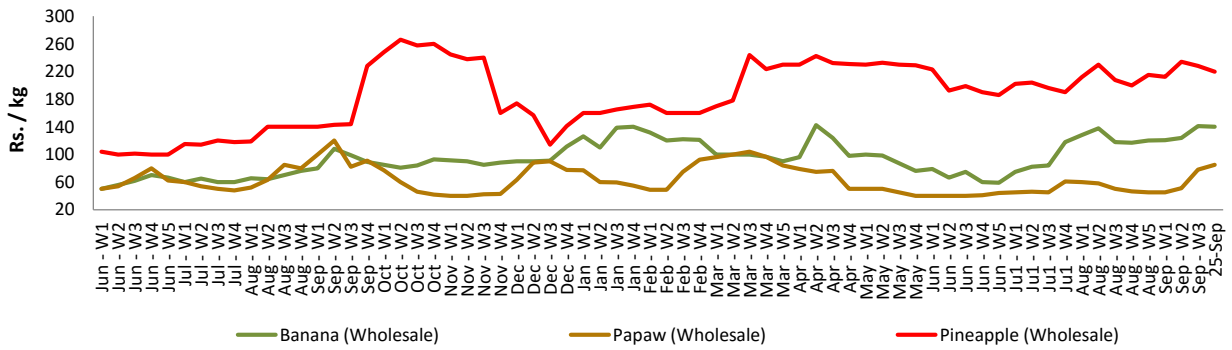
Wholesale and Retail Prices of Selected Food Commodities - 2017/09/25

Fruits

Item	Unit	Wholesale		Retail	
		Pettah			
		Previous 5 Days Average	Today	Previous 5 Days Average	Today
Banana (Sour)	Rs./Kg	141.00	140.00	182.00	180.00
Papaw	Rs./Kg	78.00	85.00	99.00	125.00
Pineapple	Rs./Kg	228.00	220.00	280.00	270.00

- Price increased by more than 5% compared to previous week average price.
- Price decreased by more than 5% compared to previous week average price.

Wholesale - Pettah



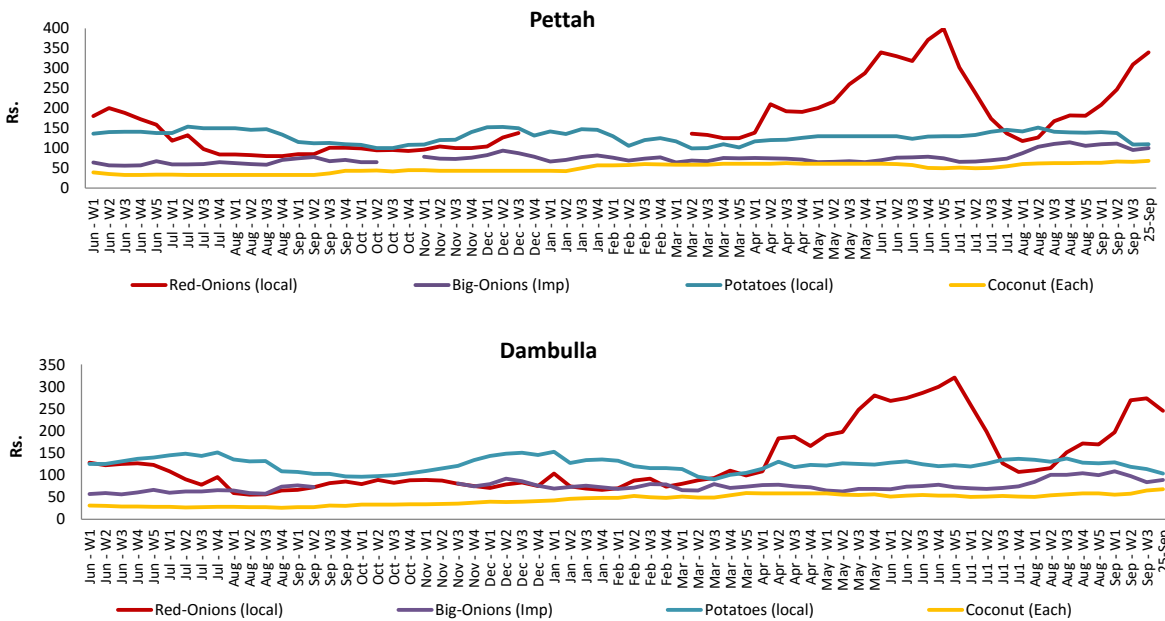
Wholesale and Retail Prices of Selected Food Commodities - 2017/09/25

Other

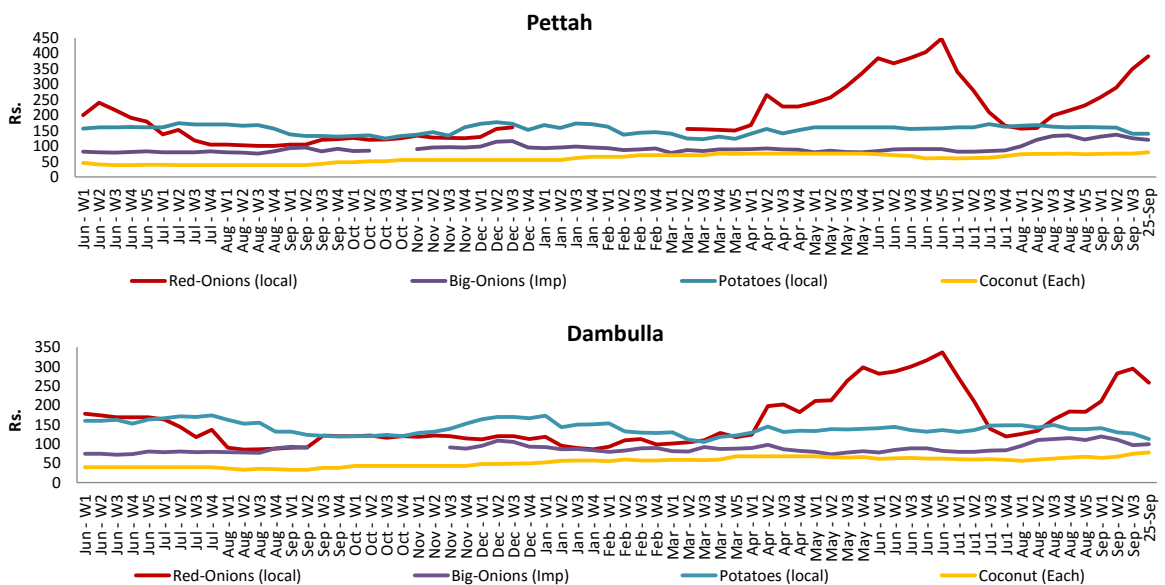
Item	Unit	Wholesale				Retail			
		Pettah		Dambulla		Pettah		Dambulla	
		Previous 5 Days Average	Today	Previous 5 Days Average	Today	Previous 5 Days Average	Today	Previous 5 Days Average	Today
Red-Onions (local)	Rs./Kg	309.00	340.00	273.00	245.00	349.00	390.00	295.00	258.00
Red-Onions (Imp)	Rs./Kg	n.a.	n.a.	n.a.	n.a.	n.a.	n.a.	n.a.	n.a.
Big-Onions (local)	Rs./Kg	89.00	80.00	68.00	63.00	116.00	100.00	82.00	73.00
Big-Onions (Imp)	Rs./Kg	96.00	100.00	84.00	89.00	125.00	120.00	97.00	99.00
Potatoes (local)	Rs./Kg	109.00	110.00	113.00	103.00	140.00	140.00	127.00	113.00
Potatoes (Imp)	Rs./Kg	81.00	80.00			101.00	100.00		
Dried Chillies (Imp)	Rs./Kg	190.00	190.00	173.00	188.00	229.00	230.00	188.00	198.00
Coconut	Rs./Nut	65.00	68.00	65.00	68.00	75.00	80.00	75.00	78.00
Coconut oil	Rs./Ltr	340.00	340.00			360.00	360.00		
Dhal	Rs./Kg	135.00	135.00			150.00	150.00		
Sugar	Rs./Kg	104.00	104.00			110.00	110.00		
Eggs	Rs./Each	12.00	10.00			12.95	11.00		
Katta	Rs./Kg	900.00	900.00			950.00	950.00		
Sprats	Rs./Kg	500.00	500.00			550.00	550.00		

- Price increased by more than 5% compared to previous week average price.
- Price decreased by more than 5% compared to previous week average price.

Wholesale Prices



Retail Prices



* Prices of food commodities may vary due to quality and markets among other factors.