

A Summary of Price Developments (From 15 September 2017 to 22 September 2017)



Vegetables

- Prices of most varieties of vegetables increased in Dambulla market while prices in Pettah market demonstrated mixed movements.



Rice

- Prices of Samba and Nadu are settled at levels after the increase observed in last few days in both Pettah and Marandaghamula markets.



Fish

- Prices of most varieties of fish decreased in both Negombo and Peliyagoda markets due to favourable supply developments.



Other

- Prices of Big Onions (Local & Imported) continues to decrease in both Pettah and Dambulla markets due to favourable supply developments.
- Prices of Coconut increased in Dambulla market due to low supply.

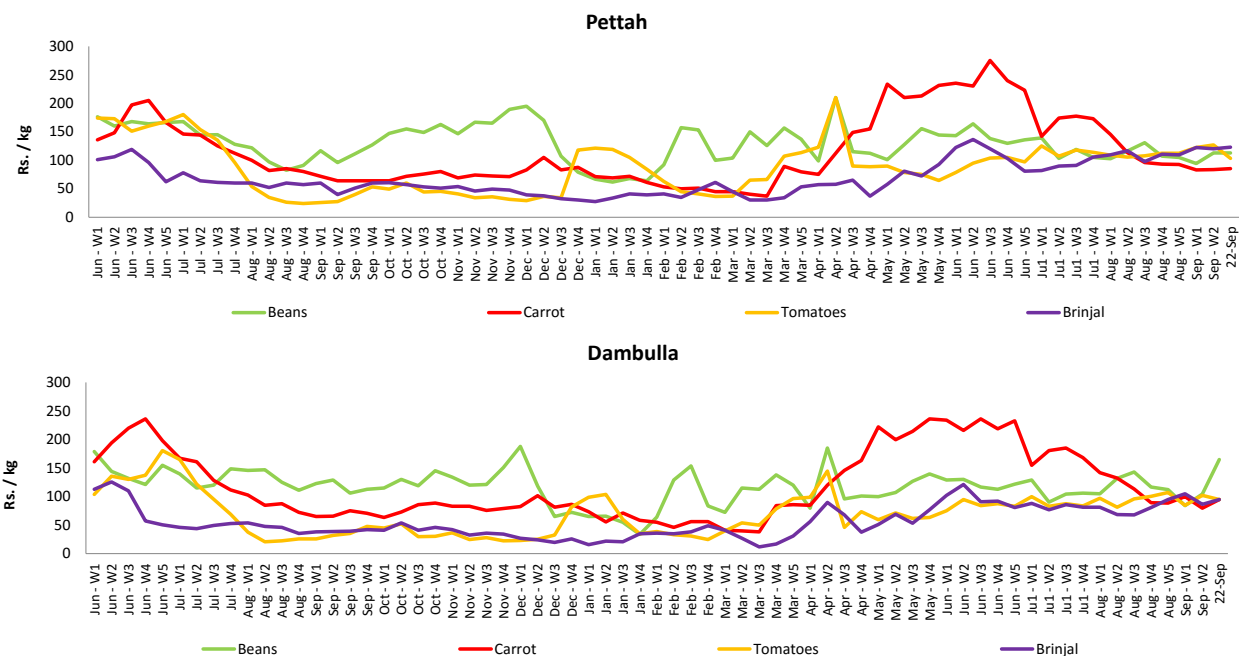
Wholesale and Retail Prices of Selected Food Commodities - 2017/09/22

Vegetables

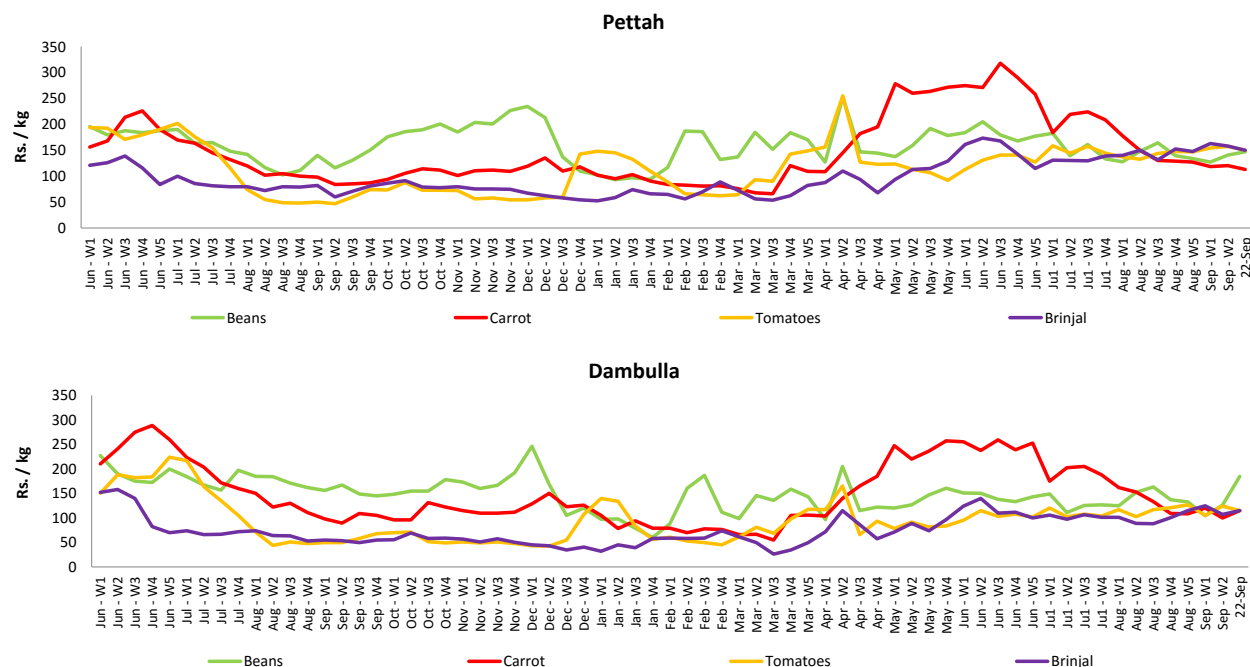
Item	Unit	Wholesale				Retail			
		Pettah		Dambulla		Pettah		Dambulla	
		Previous 5 Days Average	Today	Previous 5 Days Average	Today	Previous 5 Days Average	Today	Previous 5 Days Average	Today
Beans	Rs./Kg	117.00	113.00	132.00	165.00	147.00	147.00	152.00	185.00
Carrot	Rs./Kg	77.00	85.00	96.00	95.00	109.00	113.00	117.00	115.00
Cabbage	Rs./Kg	42.00	45.00	41.00	55.00	75.00	77.00	61.00	75.00
Tomatoes	Rs./Kg	126.00	103.00	91.00	95.00	161.00	150.00	111.00	115.00
Brinjal	Rs./Kg	126.00	123.00	91.00	95.00	158.00	150.00	111.00	115.00
Pumpkin	Rs./Kg	39.00	41.00	32.00	55.00	65.00	67.00	52.00	75.00
Snake gourd	Rs./Kg	89.00	80.00	61.00	68.00	128.00	120.00	81.00	90.00

- Price increased by more than 5% compared to previous week average price.
- Price decreased by more than 5% compared to previous week average price.

Wholesale Prices



Retail Prices



Wholesale and Retail Prices of Selected Food Commodities - 2017/09/22

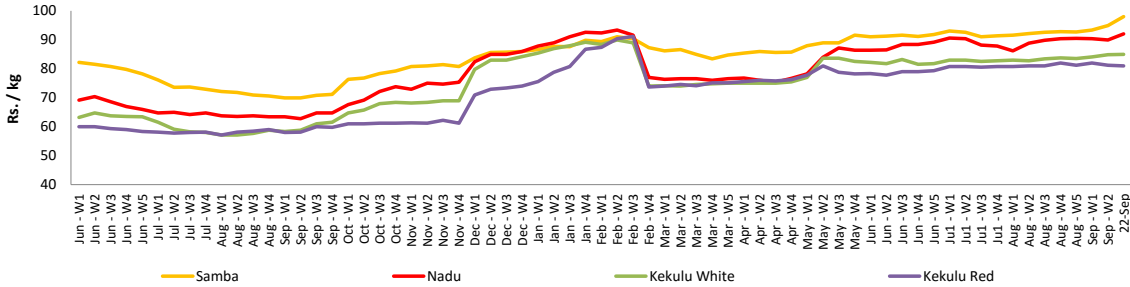
Rice

Item	Unit	Wholesale				Retail	
		Maradaghamula		Pettah		Pettah	
		Previous 5 Days Average	Today	Previous 5 Days Average	Today	Previous 5 Days Average	Today
Samba	Rs./Kg	97.00	98.00	100.00	100.00	105.00	107.00
Nadu	Rs./Kg	91.00	92.00	90.00	90.00	95.00	95.00
Kekulu White	Rs./Kg	85.00	85.00	85.00	84.00	91.00	89.00
Kekulu Red	Rs./Kg	81.00	81.00	82.00	83.00	88.00	89.00

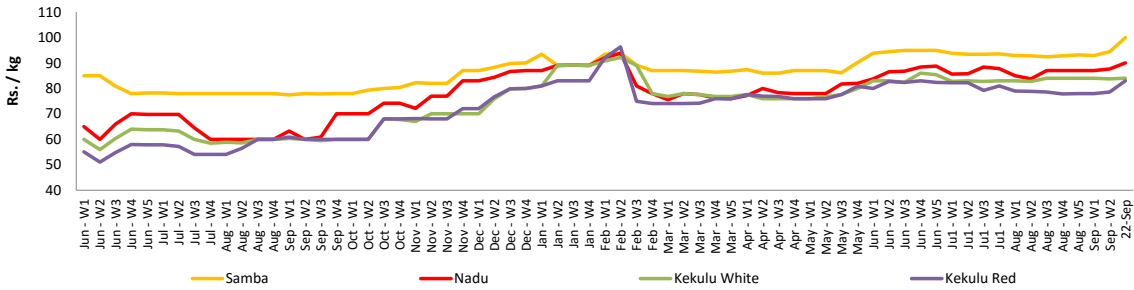
- Price increased by more than 5% compared to previous week average price.
- Price decreased by more than 5% compared to previous week average price.

Wholesale Prices

Marandaghamula

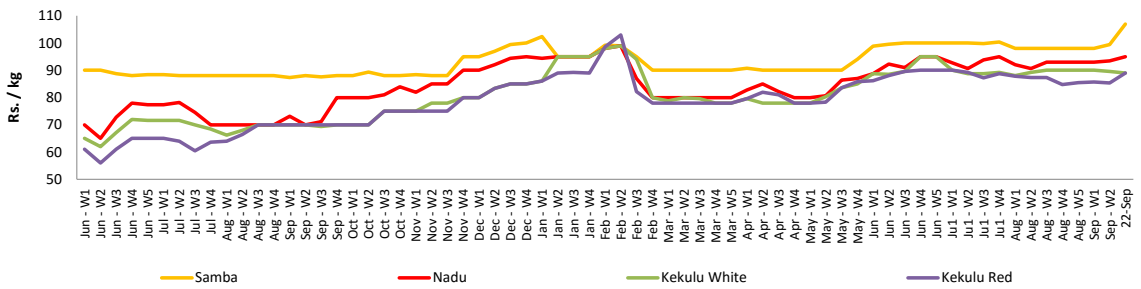


Pettah



Retail Prices

Pettah



Wholesale and Retail Prices of Selected Food Commodities - 2017/09/22

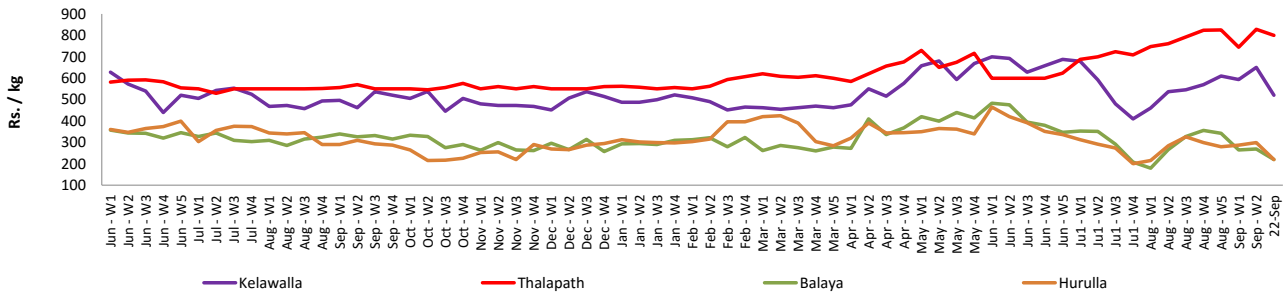
Fish

Item	Unit	Wholesale				Retail			
		Peliyagoda		Negombo		Peliyagoda		Negombo	
		Previous 5 Days Average	Today	Previous 5 Days Average	Today	Previous 5 Days Average	Today	Previous 5 Days Average	Today
Kelawalla	Rs./Kg	664.00	520.00	558.00	560.00	980.00	680.00	716.00	750.00
Thalapath	Rs./Kg	808.00	800.00	624.00	580.00	908.00	900.00	830.00	780.00
Balaya	Rs./Kg	232.00	220.00	212.00	200.00	332.00	320.00	360.00	330.00
Paraw	Rs./Kg	564.00	400.00	508.00	480.00	892.00	600.00	700.00	700.00
Salaya	Rs./Kg	106.00	130.00	110.00	100.00	184.00	200.00	188.00	170.00
Hurulla	Rs./Kg	282.00	220.00	288.00	220.00	380.00	320.00	388.00	320.00

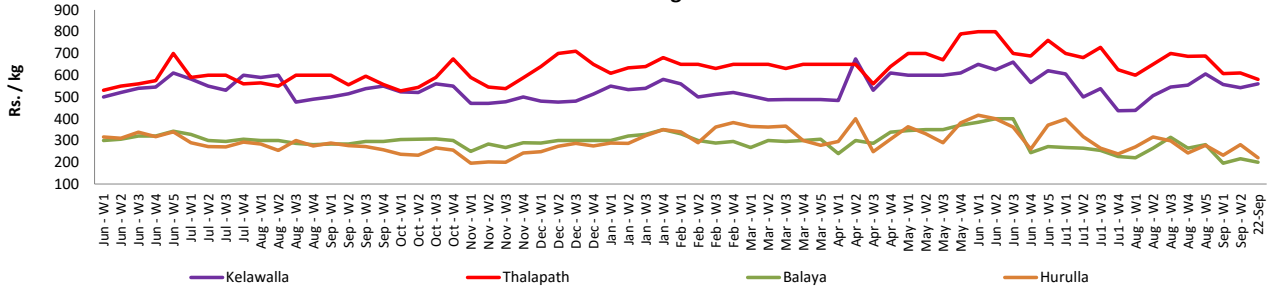
- Price increased by more than 5% compared to previous week average price.
- Price decreased by more than 5% compared to previous week average price.

Wholesale Prices

Peliyagoda

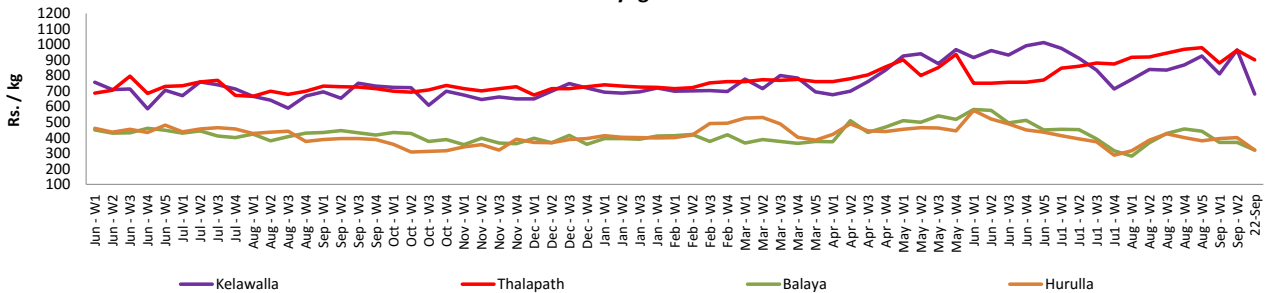


Negombo

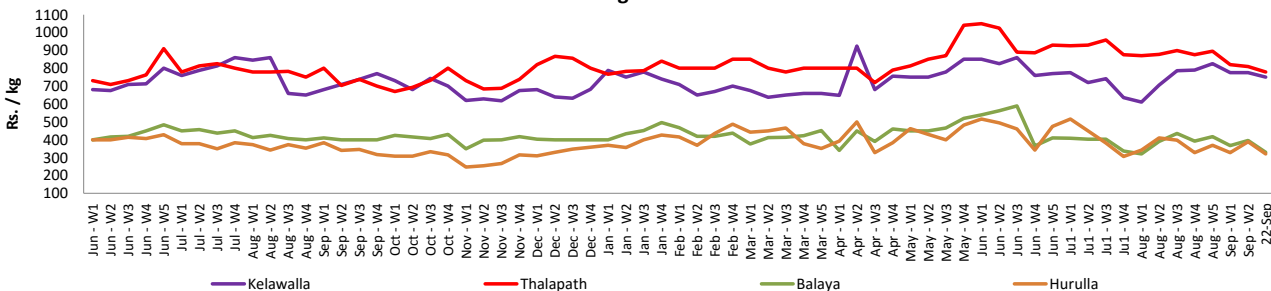


Retail Prices

Peliyagoda



Negombo



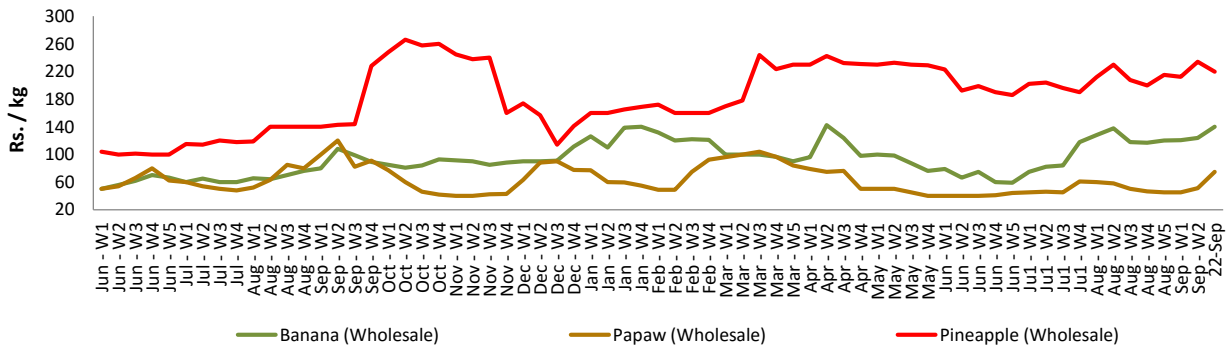
Wholesale and Retail Prices of Selected Food Commodities - 2017/09/22

Fruits

Item	Unit	Wholesale		Retail	
		Pettah			
		Previous 5 Days Average	Today	Previous 5 Days Average	Today
Banana (Sour)	Rs./Kg	141.00	140.00	182.00	180.00
Papaw	Rs./Kg	78.00	75.00	99.00	100.00
Pineapple	Rs./Kg	232.00	220.00	284.00	270.00

- Price increased by more than 5% compared to previous week average price.
- Price decreased by more than 5% compared to previous week average price.

Wholesale - Pettah



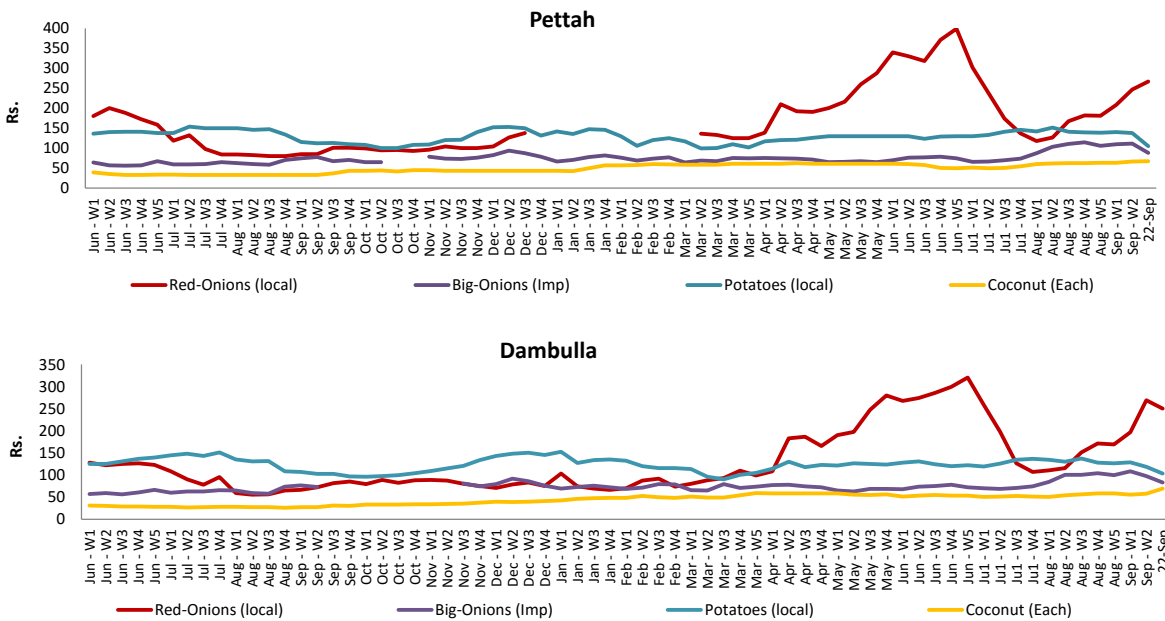
Wholesale and Retail Prices of Selected Food Commodities - 2017/09/22

Other

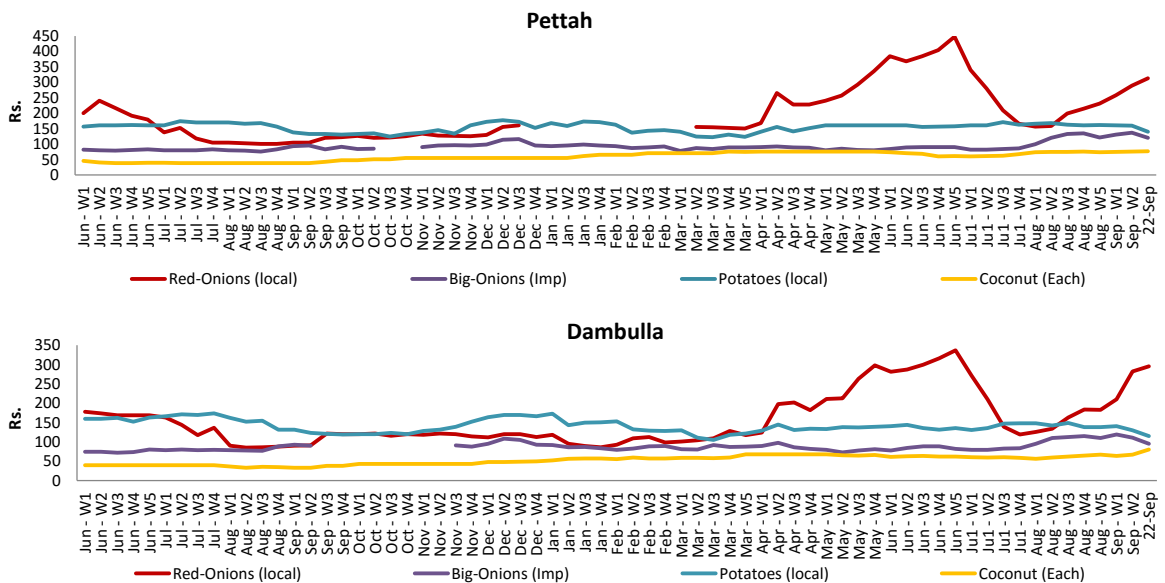
Item	Unit	Wholesale				Retail			
		Pettah		Dambulla		Pettah		Dambulla	
		Previous 5 Days Average	Today	Previous 5 Days Average	Today	Previous 5 Days Average	Today	Previous 5 Days Average	Today
Red-Onions (local)	Rs./Kg	315.00	267.00	274.00	250.00	359.00	313.00	289.00	295.00
Red-Onions (Imp)	Rs./Kg	n.a.	n.a.	n.a.	n.a.	n.a.	n.a.	n.a.	n.a.
Big-Onions (local)	Rs./Kg	95.00	68.00	78.00	60.00	121.00	100.00	91.00	80.00
Big-Onions (Imp)	Rs./Kg	100.00	88.00	88.00	83.00	129.00	120.00	101.00	95.00
Potatoes (local)	Rs./Kg	114.00	105.00	116.00	103.00	143.00	140.00	129.00	115.00
Potatoes (Imp)	Rs./Kg	82.00	80.00			104.00	100.00		
Dried Chillies (Imp)	Rs./Kg	190.00	190.00	171.00	185.00	230.00	225.00	184.00	205.00
Coconut	Rs./Nut	66.00	67.00	64.00	69.00	76.00	77.00	73.00	80.00
Coconut oil	Rs./Ltr	340.00	340.00			360.00	360.00		
Dhal	Rs./Kg	135.00	133.00			150.00	148.00		
Sugar	Rs./Kg	104.00	104.00			110.00	110.00		
Eggs	Rs./Each	11.95	12.00			12.90	12.75		
Katta	Rs./Kg	900.00	900.00			950.00	950.00		
Sprats	Rs./Kg	500.00	500.00			550.00	550.00		

- Price increased by more than 5% compared to previous week average price.
- Price decreased by more than 5% compared to previous week average price.

Wholesale Prices



Retail Prices



* Prices of food commodities may vary due to quality and markets among other factors.