

A Summary of Price Developments (From 14 September 2017 to 21 September 2017)



Vegetables

- Prices of most varieties of vegetables demonstrated mixed movements in both Pettah and Dambulla markets.



Rice

- Prices of Samba and Nadu increased in both Pettah and Marandaghamula markets compared to the previous week.



Fruits

- Prices of Banana (Sour) and Papaw increased in Pettah market due to low supply.



Other

- Prices of Big Onions (Local & Imported) continues to decrease in both Pettah and Dambulla markets due to favourable supply developments.

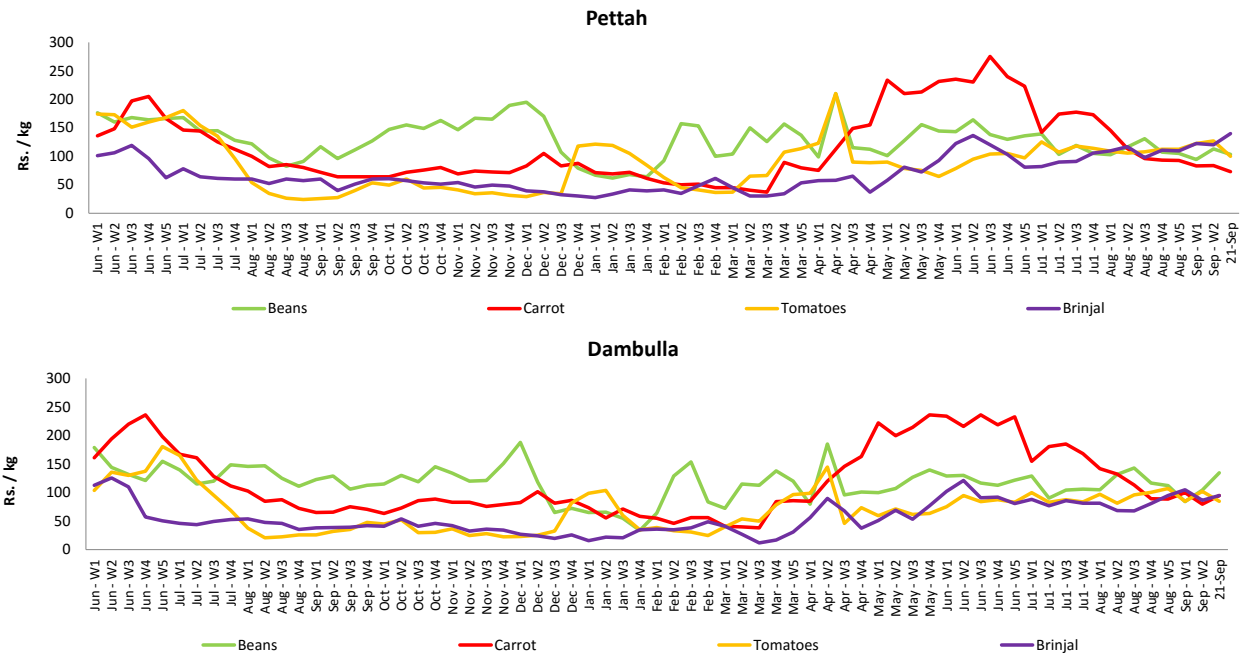
Wholesale and Retail Prices of Selected Food Commodities - 2017/09/21

Vegetables

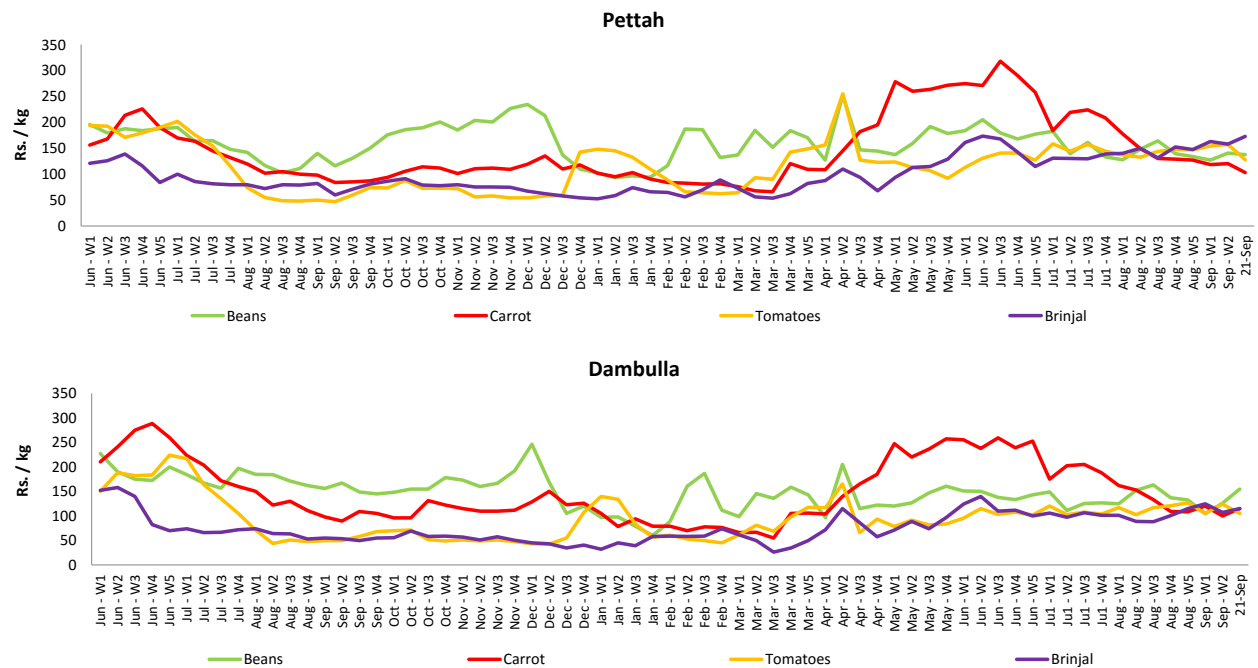
Item	Unit	Wholesale				Retail			
		Pettah		Dambulla		Pettah		Dambulla	
		Previous 5 Days Average	Today	Previous 5 Days Average	Today	Previous 5 Days Average	Today	Previous 5 Days Average	Today
Beans	Rs./Kg	118.00	103.00	127.00	135.00	146.00	138.00	147.00	155.00
Carrot	Rs./Kg	77.00	73.00	92.00	95.00	110.00	103.00	113.00	115.00
Cabbage	Rs./Kg	40.00	40.00	40.00	40.00	72.00	73.00	60.00	60.00
Tomatoes	Rs./Kg	130.00	100.00	97.00	85.00	164.00	128.00	119.00	105.00
Brinjal	Rs./Kg	121.00	140.00	93.00	95.00	153.00	173.00	113.00	115.00
Pumpkin	Rs./Kg	36.00	47.00	30.00	45.00	61.00	77.00	50.00	65.00
Snake gourd	Rs./Kg	88.00	87.00	62.00	65.00	126.00	123.00	82.00	85.00

- Price increased by more than 5% compared to previous week average price.
- Price decreased by more than 5% compared to previous week average price.

Wholesale Prices



Retail Prices



Wholesale and Retail Prices of Selected Food Commodities - 2017/09/21

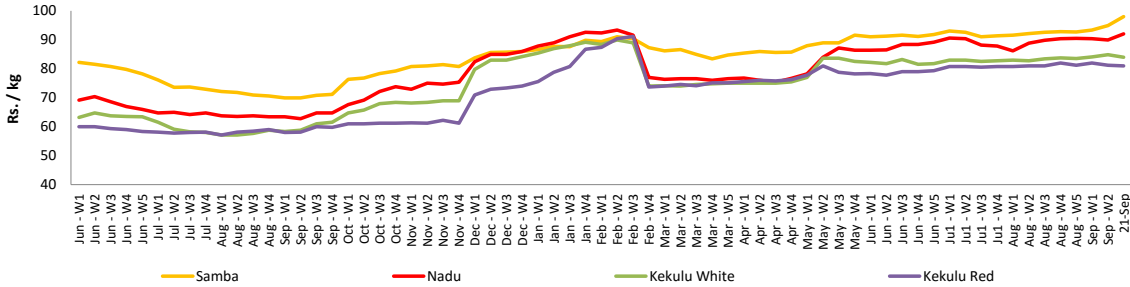
Rice

Item	Unit	Wholesale				Retail	
		Maradaghamula		Pettah		Pettah	
		Previous 5 Days Average	Today	Previous 5 Days Average	Today	Previous 5 Days Average	Today
Samba	Rs./Kg	96.00	98.00	99.00	100.00	104.00	105.00
Nadu	Rs./Kg	91.00	92.00	89.00	90.00	95.00	95.00
Kekulu White	Rs./Kg	85.00	84.00	85.00	84.00	91.00	89.00
Kekulu Red	Rs./Kg	81.00	81.00	81.00	84.00	87.00	89.00

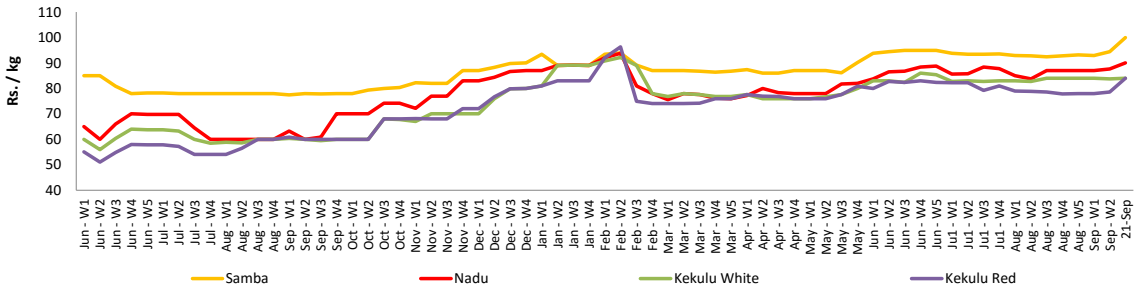
- Price increased by more than 5% compared to previous week average price.
- Price decreased by more than 5% compared to previous week average price.

Wholesale Prices

Marandaghamula

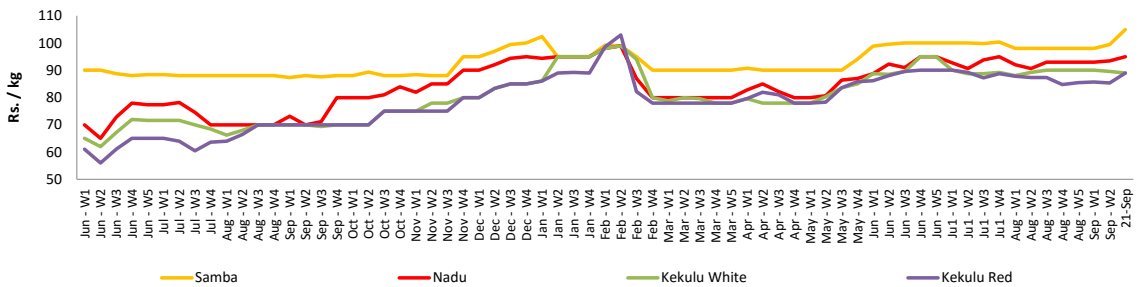


Pettah



Retail Prices

Pettah



Wholesale and Retail Prices of Selected Food Commodities - 2017/09/21

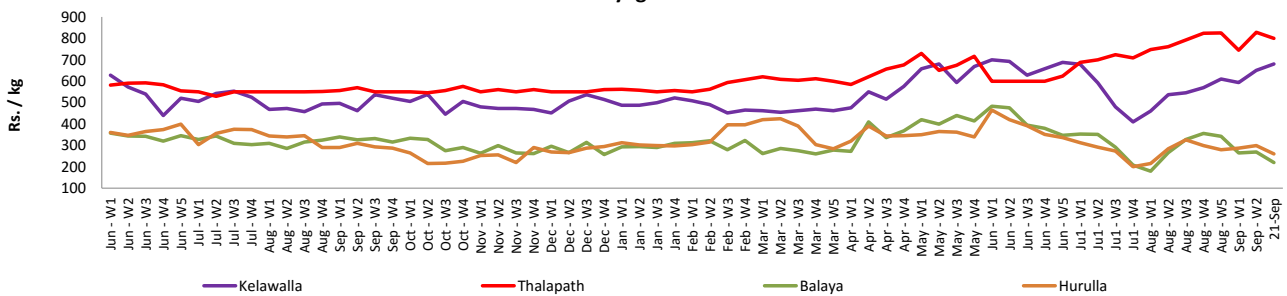
Fish

Item	Unit	Wholesale				Retail			
		Peliyagoda		Negombo		Peliyagoda		Negombo	
		Previous 5 Days Average	Today	Previous 5 Days Average	Today	Previous 5 Days Average	Today	Previous 5 Days Average	Today
Kelawalla	Rs./Kg	658.00	680.00	548.00	600.00	980.00	980.00	728.00	740.00
Thalapath	Rs./Kg	816.00	800.00	620.00	620.00	924.00	900.00	820.00	850.00
Balaya	Rs./Kg	235.00	220.00	212.00	220.00	335.00	320.00	370.00	350.00
Paraw	Rs./Kg	568.00	550.00	514.00	520.00	895.00	880.00	710.00	700.00
Salaya	Rs./Kg	100.00	130.00	108.00	110.00	180.00	200.00	184.00	180.00
Hurulla	Rs./Kg	290.00	260.00	284.00	280.00	388.00	360.00	384.00	380.00

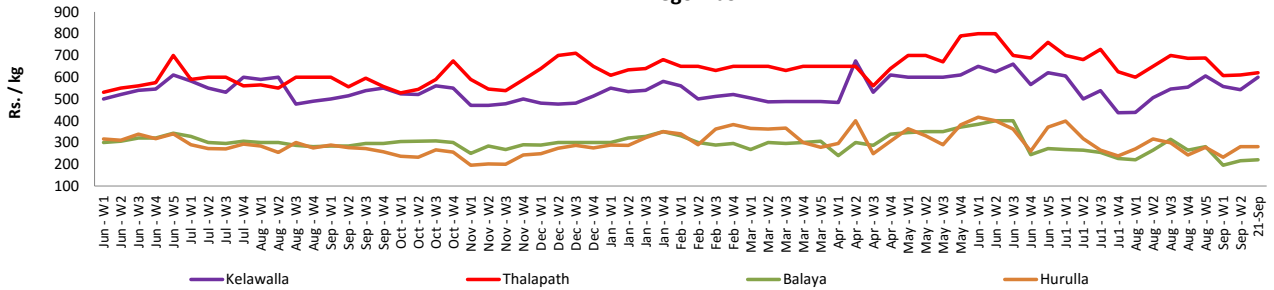
- Price increased by more than 5% compared to previous week average price.
- Price decreased by more than 5% compared to previous week average price.

Wholesale Prices

Peliyagoda

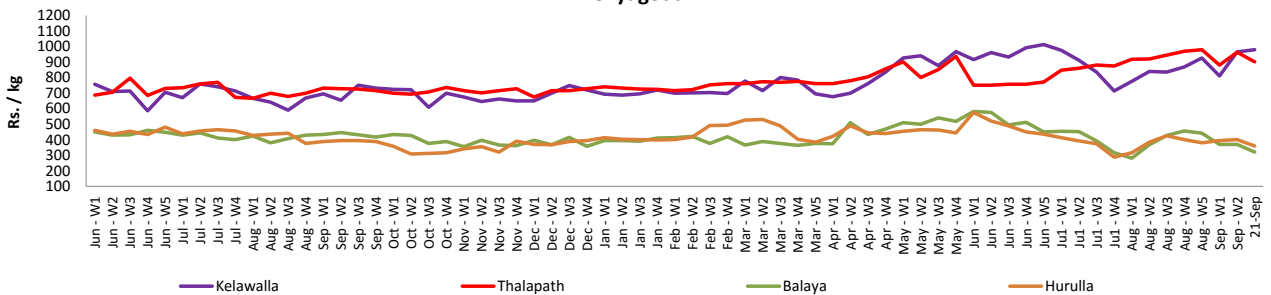


Negombo

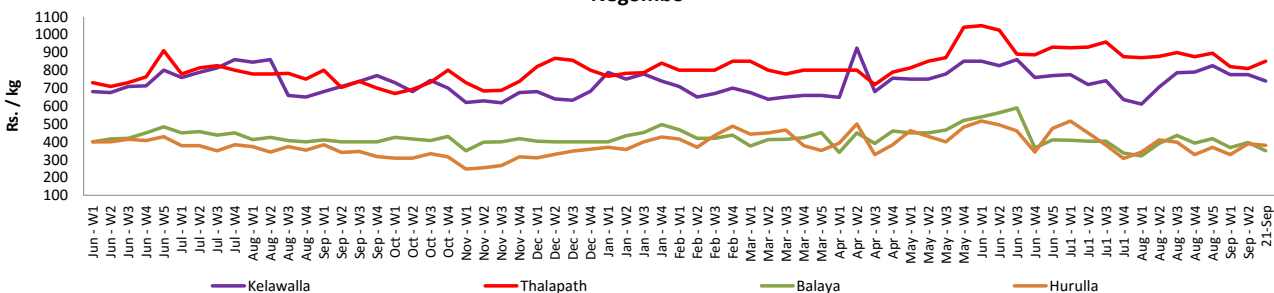


Retail Prices

Peliyagoda



Negombo



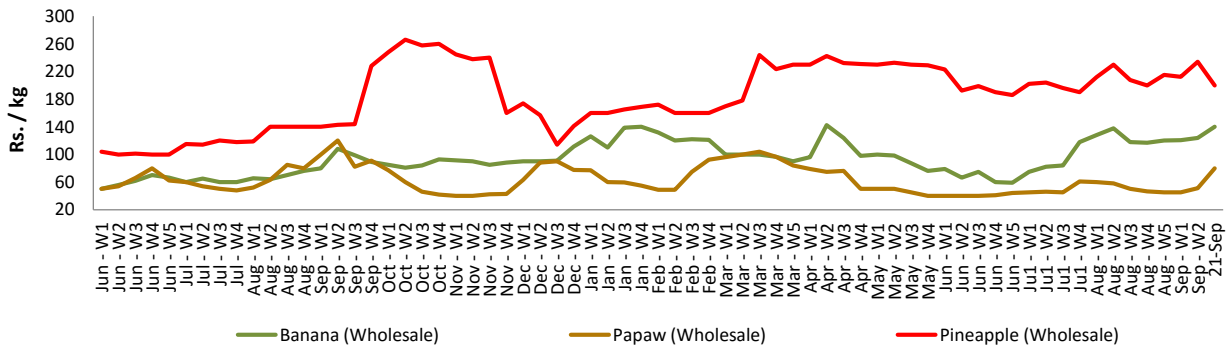
Wholesale and Retail Prices of Selected Food Commodities - 2017/09/21

Fruits

Item	Unit	Wholesale		Retail	
		Pettah			
		Previous 5 Days Average	Today	Previous 5 Days Average	Today
Banana (Sour)	Rs./Kg	137.00	140.00	178.00	180.00
Papaw	Rs./Kg	71.00	80.00	94.00	100.00
Pineapple	Rs./Kg	240.00	200.00	288.00	270.00

- Price increased by more than 5% compared to previous week average price.
- Price decreased by more than 5% compared to previous week average price.

Wholesale - Pettah



Wholesale and Retail Prices of Selected Food Commodities - 2017/09/21

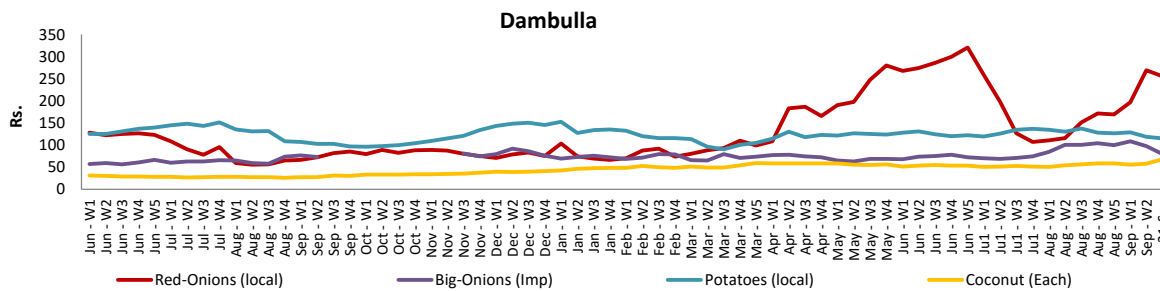
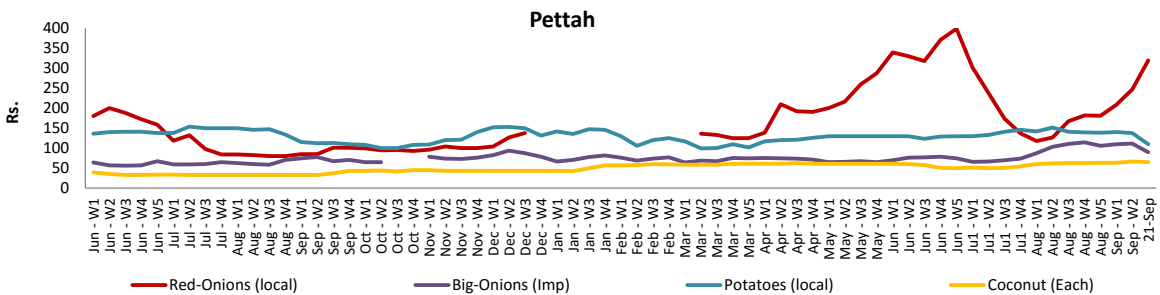
Other

Item	Unit	Wholesale				Retail			
		Pettah		Dambulla		Pettah		Dambulla	
		Previous 5 Days Average	Today	Previous 5 Days Average	Today	Previous 5 Days Average	Today	Previous 5 Days Average	Today
Red-Onions (local)	Rs./Kg	297.00	320.00	274.00	255.00	343.00	350.00	288.00	275.00
Red-Onions (Imp)	Rs./Kg	n.a.	n.a.	n.a.	n.a.	n.a.	n.a.	n.a.	n.a.
Big-Onions (local)	Rs./Kg	106.00	80.00	86.00	58.00	132.00	100.00	98.00	75.00
Big-Onions (Imp)	Rs./Kg	104.00	90.00	95.00	79.00	134.00	115.00	107.00	95.00
Potatoes (local)	Rs./Kg	120.00	110.00	116.00	115.00	147.00	140.00	128.00	135.00
Potatoes (Imp)	Rs./Kg	82.00	85.00			104.00	105.00		
Dried Chillies (Imp)	Rs./Kg	190.00	190.00	173.00	165.00	228.00	230.00	185.00	185.00
Coconut	Rs./Nut	66.00	65.00	61.00	68.00	76.00	75.00	71.00	74.00
Coconut oil	Rs./Ltr	344.00	340.00			364.00	360.00		
Dhal	Rs./Kg	135.00	135.00			150.00	150.00		
Sugar	Rs./Kg	104.00	104.00			111.00	110.00		
Eggs	Rs./Each	11.95	12.00			12.90	13.00		
Katta	Rs./Kg	890.00	900.00			940.00	950.00		
Sprats	Rs./Kg	500.00	500.00			550.00	550.00		

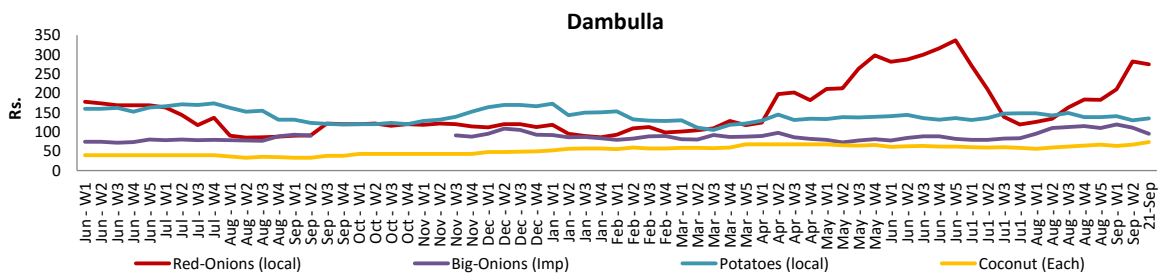
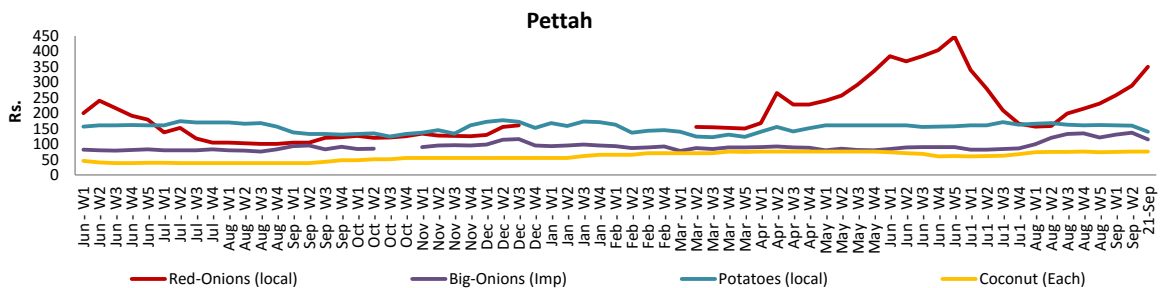
Price increased by more than 5% compared to previous week average price.

Price decreased by more than 5% compared to previous week average price.

Wholesale Prices



Retail Prices



* Prices of food commodities may vary due to quality and markets among other factors.